

Pinjarra Race 1 Distance 1684m

Monday, 28 April 2025


Gross Time: 2:05.60 MileRate: 2:00.00 LeadTime: 6.30s First Qtr: 30.50s Second Qtr: 31.20s Third Qtr: 28.70s Fourth Qtr: 28.90s

DATA TABLE: 800 / 400 Posi's are position from leader and (how wide the horse was at that position)

No	Horse	Plc	Mar	800 Posi	400 Posi	Time	3rd Qtr	4th Qt
9	Altas Last	1	0.0m	12.4m (1)	8.6m (2)	2:05.60	28.43s	28.28s
3	Gentlemans Promise	2	1.4m	8.2m (1)	5.2m (1)	2:05.71	28.49s	28.63s
8	Prince Of Pinjarra	3	1.7m	4.4m (0)	4.0m (0)	2:05.73	28.67s	28.73s
1	Shoobetcha	4	2.7m	0.0m (0)	0.0m (0)	2:05.80	28.70s	29.09s
2	Arma Mushu	5	6.0m	8.6m (0)	8.6m (0)	2:06.06	28.70s	28.71s
4	Our Blue Diamond	6	6.5m	16.4m (1)	12.8m (2)	2:06.09	28.44s	28.45s
6	Star Aristocrat	7	12.1m	3.6m (1)	1.0m (1)	2:06.52	28.51s	29.70s
7	Crowd Pleezer	8	16.5m	21.6m (1)	17.8m (2)	2:06.85	28.43s	28.81s
5	McWeeks	9	22.7m	13.4m (0)	17.2m (0)	2:07.32	28.97s	29.30s

Finish Position and metres gained

First Arrow shows distance gain/loss from 2nd Qtr to 3rd Qtr, Second Arrow shows distance gain/loss from 3rd Qtr to Finish. Blue arrow indicates best gain in these quarters.



800

Visual positions in race at 2nd Quarter



400

Visual positions in race at 3rd Quarter



Pinjarra Race 2 Distance 2185m

Monday, 28 April 2025

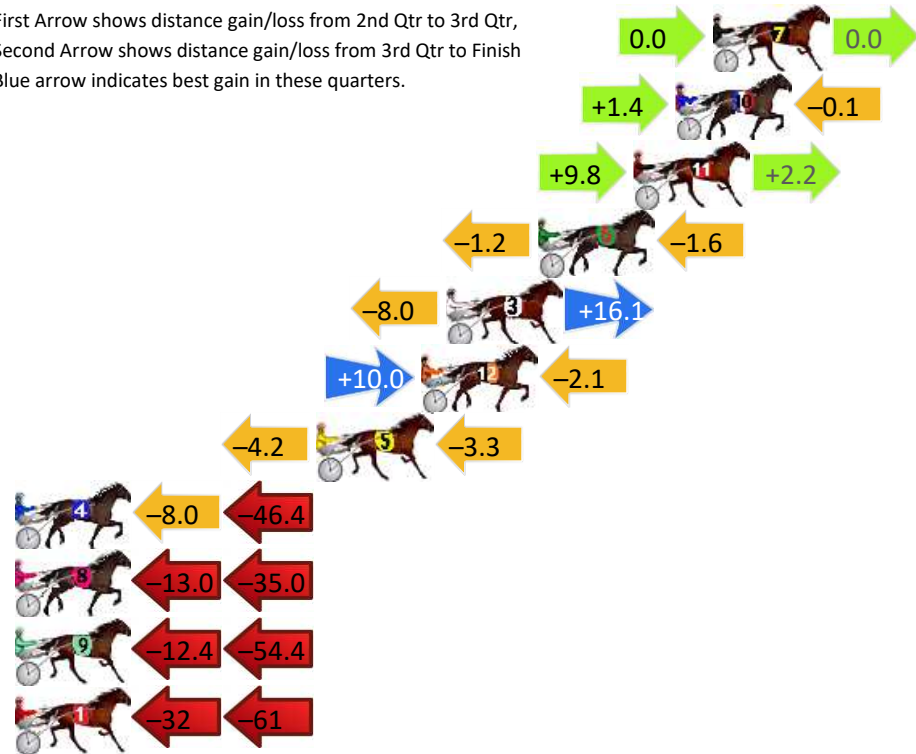
Gross Time: 2:38.70 MileRate: 1:56.90 LeadTime: 40.90s First Qtr: 29.40s Second Qtr: 30.40s Third Qtr: 27.90s Fourth Qtr: 30.10s

DATA TABLE: 800 / 400 Posi's are position from leader and (how wide the horse was at that position)


No	Horse	Plc	Mar	800 Posi	400 Posi	Time	3rd Qtr	4th Qt
7	Ruby Lovera	1	0.0m	0.0m (0)	0.0m (0)	2:38.70	27.90s	30.10s
10	Ice Cold Sapporo	2	1.5m	2.8m (1)	1.4m (1)	2:38.82	27.80s	30.11s
11	Major Disco	3	3.2m	15.2m (2)	5.4m (1)	2:38.95	27.20s	29.94s
6	Poppyonthebeach	4	7.0m	4.2m (0)	5.4m (0)	2:39.25	27.98s	30.22s
3	Girl Of Brightness	5	10.7m	18.8m (0)	26.8m (0)	2:39.54	28.52s	28.90s
12	Iseeubaby	6	11.7m	19.6m (1)	9.6m (1)	2:39.62	27.17s	30.26s
5	Prince Of Tribeca	7	15.9m	8.4m (0)	12.6m (0)	2:39.95	28.19s	30.35s
4	Village Dee Jay	8	68.8m	14.4m (0)	22.4m (0)	2:44.12	28.35s	33.57s
8	Shes All Go	9	73.0m	25.0m (1)	38.0m (0)	2:44.45	28.74s	32.72s
9	Agent Andy	10	78.8m	12.0m (1)	24.4m (1)	2:44.91	28.65s	34.17s
1	Ultimate Sass	11	115.6m	23.2m (0)	55.0m (0)	2:47.81	30.03s	34.63s

Finish Position and metres gained

First Arrow shows distance gain/loss from 2nd Qtr to 3rd Qtr, Second Arrow shows distance gain/loss from 3rd Qtr to Finish. Blue arrow indicates best gain in these quarters.



Visual positions in race at 2nd Quarter



Visual positions in race at 3rd Quarter



Pinjarra Race 3 Distance 1177m

Monday, 28 April 2025



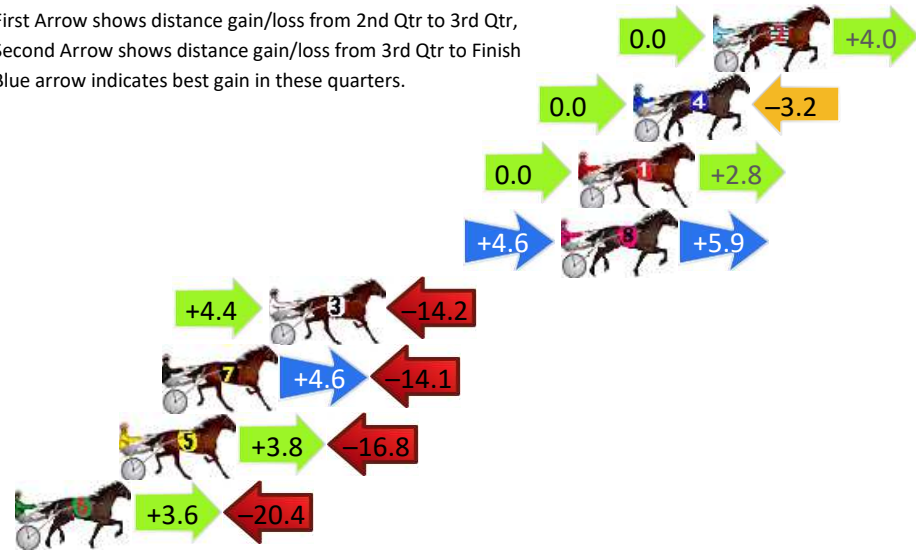
Gross Time: 1:24.20 MileRate: 1:55.10 LeadTime: 27.10s First Qtr: Second Qtr: Third Qtr: 28.90s Fourth Qtr: 28.20s

DATA TABLE: 800 / 400 Posi's are position from leader and (how wide the horse was at that position)

No	Horse	Plc	Mar	800 Posi	400 Posi	Time	3rd Qtr	4th Qt
2	Recover Lover	1	0.0m	4.0m (0)	4.0m (0)	1:24.20	28.90s	27.92s
4	Blockjorg	2	3.2m	0.0m (0)	0.0m (0)	1:24.44	28.90s	28.42s
1	Hughey	3	5.4m	8.2m (0)	8.2m (0)	1:24.60	28.90s	28.00s
8	Gota Good Warhol	4	6.1m	16.6m (1)	12.0m (1)	1:24.65	28.57s	27.79s
3	Ashby	5	17.8m	8.0m (1)	3.6m (1)	1:25.52	28.60s	29.20s
7	The Batmobile	6	22.1m	12.6m (1)	8.0m (1)	1:25.84	28.59s	29.19s
5	Im Eugene	7	23.8m	10.8m (2)	7.0m (2)	1:25.96	28.64s	29.38s
6	Dee Jays Big Boy	8	33.2m	16.4m (2)	12.8m (2)	1:26.66	28.66s	29.63s

Finish Position and metres gained

First Arrow shows distance gain/loss from 2nd Qtr to 3rd Qtr, Second Arrow shows distance gain/loss from 3rd Qtr to Finish
Blue arrow indicates best gain in these quarters.



Pinjarra Race 4 Distance 2185m

Monday, 28 April 2025

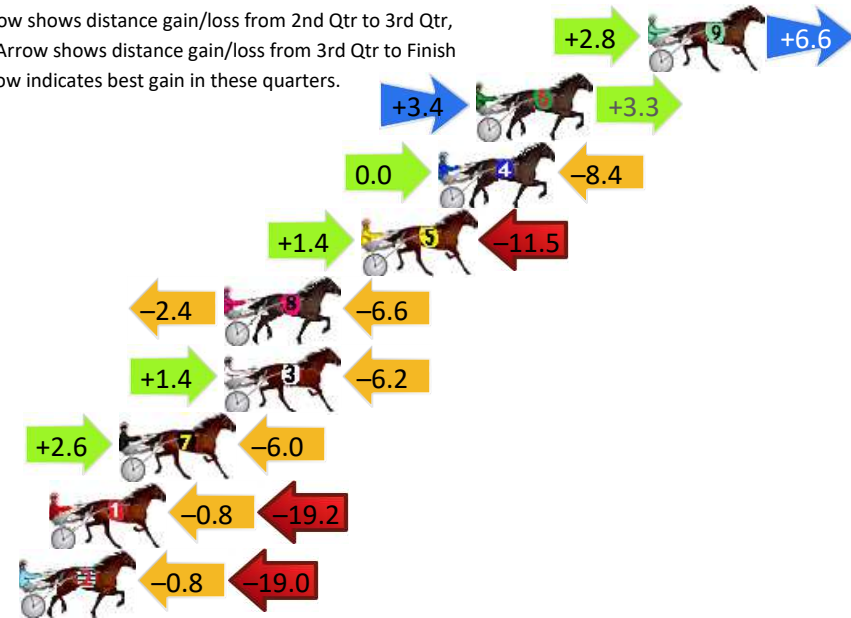
Gross Time: 2:38.70 MileRate: 1:56.90 LeadTime: 42.40s First Qtr: 30.60s Second Qtr: 29.00s Third Qtr: 28.30s Fourth Qtr: 28.40s

DATA TABLE: 800 / 400 Posi's are position from leader and (how wide the horse was at that position)

No	Horse	Plc	Mar	800 Posi	400 Posi	Time	3rd Qtr	4th Qt
9	Ambitsiya	1	0.0m	9.4m (1)	6.6m (2)	2:38.70	28.10s	27.93s
6	Hunt The Magic	2	6.9m	13.6m (1)	10.2m (3)	2:39.21	28.06s	28.17s
4	Alwaysbfrank	3	8.4m	0.0m (0)	0.0m (0)	2:39.33	28.30s	28.99s
5	Relatively Arma	4	11.5m	1.4m (1)	0.0m (1)	2:39.56	28.20s	29.21s
8	Chambray	5	17.0m	8.0m (0)	10.4m (1)	2:39.97	28.47s	28.87s
3	Bronzed	6	17.0m	12.2m (0)	10.8m (2)	2:39.97	28.20s	28.84s
7	World Secret	7	21.2m	17.8m (1)	15.2m (3)	2:40.28	28.12s	28.82s
1	Tiger Lou	8	24.0m	4.0m (0)	4.8m (0)	2:40.49	28.35s	29.76s
2	Soho Confidential	9	25.2m	5.4m (1)	6.2m (1)	2:40.58	28.35s	29.74s

Finish Position and metres gained

First Arrow shows distance gain/loss from 2nd Qtr to 3rd Qtr, Second Arrow shows distance gain/loss from 3rd Qtr to Finish
Blue arrow indicates best gain in these quarters.



800

Visual positions in race at 2nd Quarter



400

Visual positions in race at 3rd Quarter



Pinjarra Race 5 Distance 2185m

Monday, 28 April 2025

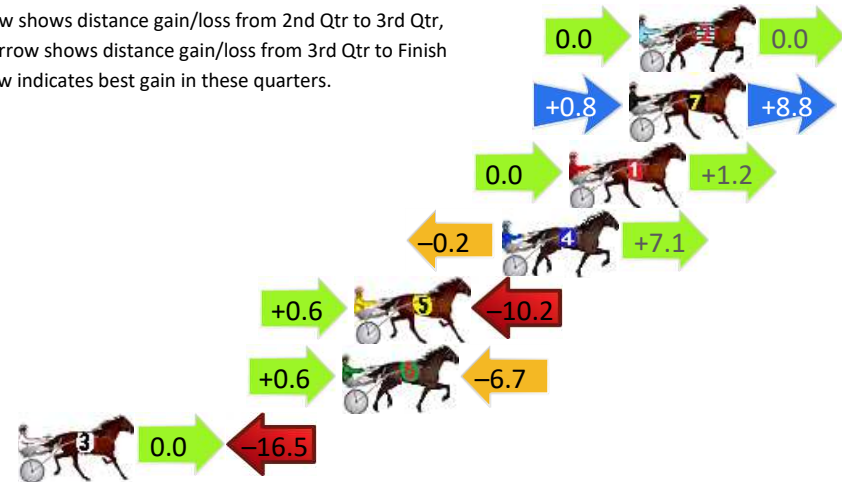
Gross Time: 2:39.30 MileRate: 1:57.40 LeadTime: 42.70s First Qtr: 30.60s Second Qtr: 28.80s Third Qtr: 28.90s Fourth Qtr: 28.30s

DATA TABLE: 800 / 400 Posi's are position from leader and (how wide the horse was at that position)

No	Horse	Plc	Mar	800 Posi	400 Posi	Time	3rd Qtr	4th Qt
2	Caberneigh	1	0.0m	0.0m (0)	0.0m (0)	2:39.30	28.90s	28.30s
7	Follow Rocknroll	2	0.4m	10.0m (1)	9.2m (1)	2:39.33	28.84s	27.68s
1	Sweet Ivy	3	2.8m	4.0m (0)	4.0m (0)	2:39.51	28.90s	28.22s
4	Franco Mecca	4	5.5m	12.4m (0)	12.6m (0)	2:39.71	28.91s	27.80s
5	Chasing Hill	5	11.4m	1.8m (1)	1.2m (1)	2:40.15	28.86s	29.02s
6	Auckland Jet	6	11.9m	5.8m (1)	5.2m (1)	2:40.18	28.86s	28.77s
3	Linebacker	7	24.9m	8.4m (0)	8.4m (0)	2:41.15	28.91s	29.46s

Finish Position and metres gained

First Arrow shows distance gain/loss from 2nd Qtr to 3rd Qtr, Second Arrow shows distance gain/loss from 3rd Qtr to Finish Blue arrow indicates best gain in these quarters.



800

Visual positions in race at 2nd Quarter



400

Visual positions in race at 3rd Quarter



Pinjarra Race 6 Distance 2185m

Monday, 28 April 2025

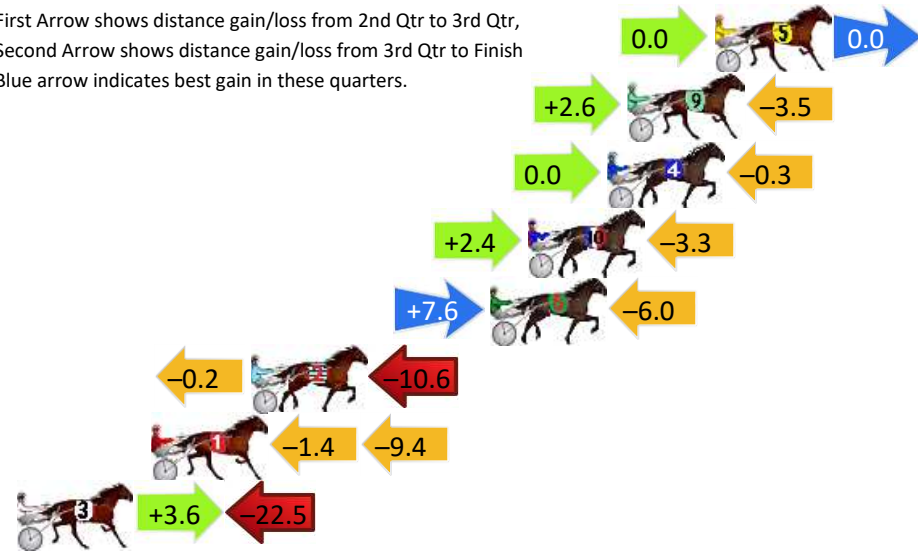
Gross Time: 2:36.60 MileRate: 1:55.30 LeadTime: 39.40s First Qtr: 30.40s Second Qtr: 29.20s Third Qtr: 28.90s Fourth Qtr: 28.70s

DATA TABLE: 800 / 400 Posi's are position from leader and (how wide the horse was at that position)

No	Horse	Plc	Mar	800 Posi	400 Posi	Time	3rd Qtr	4th Qt
5	Alta Tribute	1	0.0m	0.0m (0)	0.0m (0)	2:36.60	28.90s	28.70s
9	Bettor Move Along	2	3.5m	2.6m (1)	0.0m (1)	2:36.86	28.71s	28.95s
4	Mister Ridgewell	3	4.3m	4.0m (0)	4.0m (0)	2:36.92	28.90s	28.72s
10	Chillin	4	7.5m	6.6m (1)	4.2m (1)	2:37.17	28.73s	28.94s
6	Madam Publisher	5	9.0m	10.6m (1)	3.0m (2)	2:37.28	28.36s	29.13s
2	Fireplay	6	18.6m	7.8m (0)	8.0m (0)	2:38.00	28.92s	29.46s
1	Go Home Jo	7	22.6m	11.8m (0)	13.2m (0)	2:38.30	29.00s	29.37s
3	Major Dalton	8	34.1m	15.2m (1)	11.6m (1)	2:39.17	28.65s	30.31s

Finish Position and metres gained

First Arrow shows distance gain/loss from 2nd Qtr to 3rd Qtr, Second Arrow shows distance gain/loss from 3rd Qtr to Finish Blue arrow indicates best gain in these quarters.



800

Visual positions in race at 2nd Quarter



400

Visual positions in race at 3rd Quarter



Pinjarra Race 7 Distance 2631m

Monday, 28 April 2025

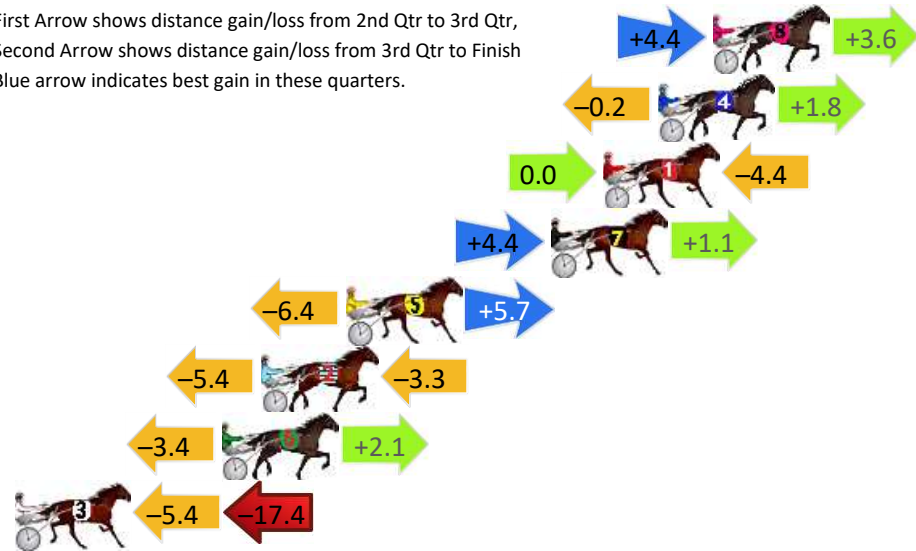
Gross Time: 3:16.80 MileRate: 1:58.10 LeadTime: 80.10s First Qtr: 30.80s Second Qtr: 28.10s Third Qtr: 27.70s Fourth Qtr: 30.10s

DATA TABLE: 800 / 400 Posi's are position from leader and (how wide the horse was at that position)

No	Horse	Plc	Mar	800 Posi	400 Posi	Time	3rd Qtr	4th Qt
8	Star Casino	1	0.0m	8.0m (1)	3.6m (1)	3:16.80	27.39s	29.83s
4	Jackie Daniels	2	2.2m	3.8m (0)	4.0m (0)	3:16.97	27.72s	29.97s
1	Minor Catastrophe	3	4.4m	0.0m (0)	0.0m (0)	3:17.15	27.69s	30.43s
7	Callmewhatuwant	4	6.5m	12.0m (1)	7.6m (1)	3:17.31	27.39s	30.02s
5	Rodasi	5	14.7m	14.0m (0)	20.4m (1)	3:17.96	28.18s	29.67s
2	Tartan Robyn	6	18.1m	9.4m (0)	14.8m (0)	3:18.23	28.08s	30.35s
6	Jackpot Joe	7	19.7m	18.4m (0)	21.8m (0)	3:18.35	27.95s	29.94s
3	Feeling Aces	8	38.8m	16.0m (1)	21.4m (2)	3:19.86	28.04s	31.40s


Finish Position and metres gained

First Arrow shows distance gain/loss from 2nd Qtr to 3rd Qtr, Second Arrow shows distance gain/loss from 3rd Qtr to Finish
Blue arrow indicates best gain in these quarters.



8
0
0

Visual positions in race at 2nd Quarter



4
0
0

Visual positions in race at 3rd Quarter



Pinjarra Race 8 Distance 2185m

Monday, 28 April 2025


Gross Time: 2:43.00 MileRate: 2:00.00 LeadTime: 43.70s First Qtr: 31.90s Second Qtr: 29.20s Third Qtr: 27.90s Fourth Qtr: 30.30s

DATA TABLE: 800 / 400 Posi's are position from leader and (how wide the horse was at that position)

No	Horse	Plc	Mar	800 Posi	400 Posi	Time	3rd Qtr	4th Qt
8	Ideal Ivana	1	0.0m	11.2m (0)	8.8m (0)	2:43.00	27.75s	29.64s
12	Switch Blade	2	0.2m	20.0m (1)	10.8m (2)	2:43.02	27.27s	29.50s
9	Jiliby Mojito	3	1.0m	3.6m (1)	2.2m (1)	2:43.08	27.80s	30.21s
3	Double The Ante	4	6.1m	0.0m (0)	0.0m (0)	2:43.48	27.88s	30.76s
11	Road Star	5	7.1m	17.6m (2)	8.4m (1)	2:43.56	27.24s	30.20s
4	Hold Your Fire	6	10.5m	15.8m (1)	17.6m (1)	2:43.83	28.05s	29.77s
10	Follow Therockstar	7	12.7m	24.4m (1)	19.6m (2)	2:44.01	27.57s	29.78s
7	Elephant Rock	8	19.7m	20.2m (0)	25.2m (2)	2:44.56	28.28s	29.89s
6	Slamma Alabama	9	27.7m	24.8m (0)	26.2m (1)	2:45.20	28.00s	30.41s
2	Jack Mannix	10	41.2m	15.4m (0)	23.8m (0)	2:46.27	28.46s	31.61s
5	Adda Lucky Boy	11	53.1m	11.8m (1)	22.4m (1)	2:47.21	28.58s	32.61s
1	Control Queen	12	61.8m	7.0m (0)	19.0m (0)	2:47.90	28.64s	33.52s


Finish Position and metres gained

First Arrow shows distance gain/loss from 2nd Qtr to 3rd Qtr, Second Arrow shows distance gain/loss from 3rd Qtr to Finish. Blue arrow indicates best gain in these quarters.



800

Visual positions in race at 2nd Quarter



400

Visual positions in race at 3rd Quarter



Pinjarra Race 9 Distance 1177m

Monday, 28 April 2025


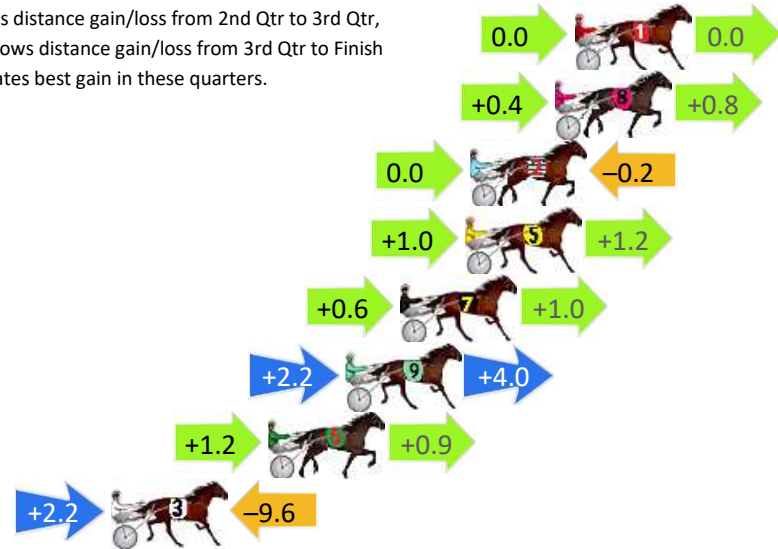
Gross Time: 1:24.10 MileRate: 1:55.00 LeadTime: 25.20s First Qtr: Second Qtr: Third Qtr: 29.00s Fourth Qtr: 29.90s

DATA TABLE: 800 / 400 Posi's are position from leader and (how wide the horse was at that position)

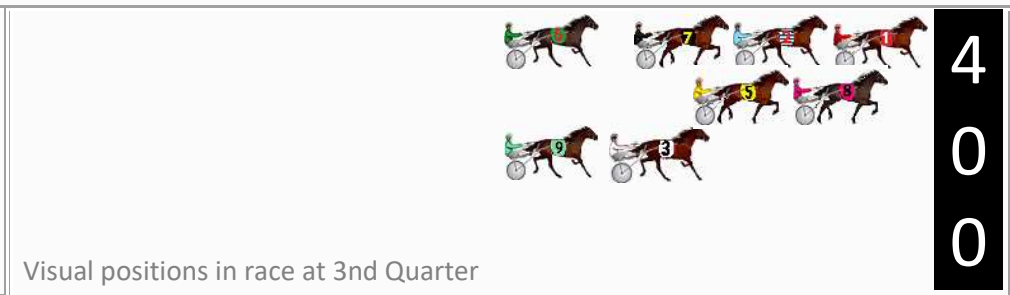
No	Horse	Plc	Mar	800 Posi	400 Posi	Time	3rd Qtr	4th Qt
1	Feeling Empathy	1	0.0m	0.0m (0)	0.0m (0)	1:24.10	29.00s	29.90s
8	Sonic Seelster	2	0.8m	2.0m (1)	1.6m (1)	1:24.16	28.97s	29.84s
2	The Freelancer	3	4.2m	4.0m (0)	4.0m (0)	1:24.43	29.00s	29.91s
5	Heavenly Bliss	4	4.4m	6.6m (1)	5.6m (1)	1:24.44	28.93s	29.81s
7	Ashima	5	7.0m	8.6m (0)	8.0m (0)	1:24.65	28.96s	29.83s
9	Bealawyer	6	9.2m	15.4m (1)	13.2m (2)	1:24.82	28.84s	29.60s
6	Cohlin	7	12.3m	14.4m (2)	13.2m (0)	1:25.06	28.91s	29.83s
3	Caribbean Times	8	18.6m	11.2m (1)	9.0m (2)	1:25.56	28.83s	30.61s

Finish Position and metres gained

First Arrow shows distance gain/loss from 2nd Qtr to 3rd Qtr,
Second Arrow shows distance gain/loss from 3rd Qtr to Finish
Blue arrow indicates best gain in these quarters.



Visual positions in race at 2nd Quarter



Visual positions in race at 3rd Quarter

