

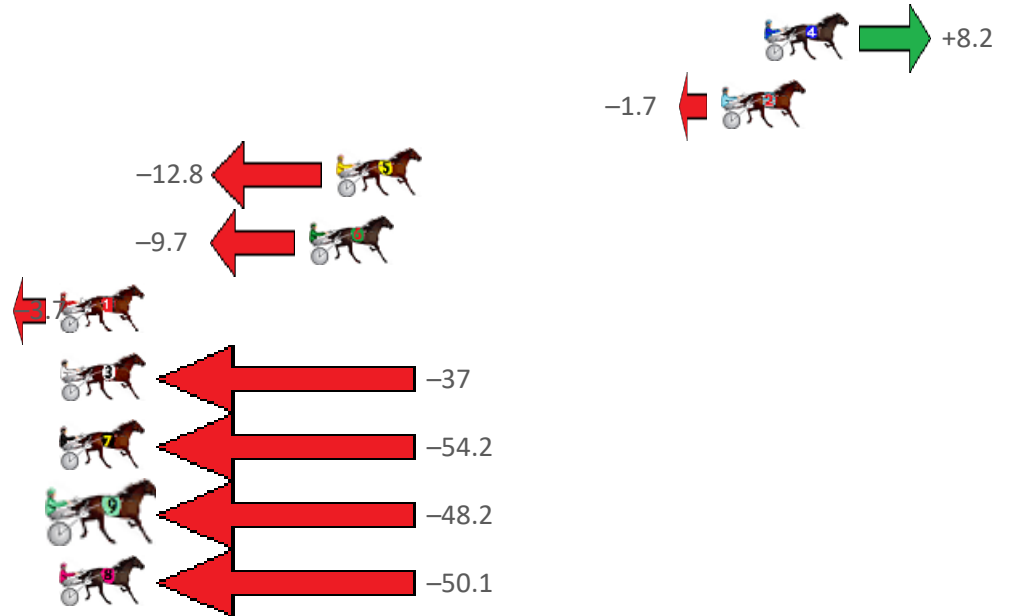
Pinjarra Race 1 Distance 2116m

Monday, 20 November 2023

Gross Time: 2:42.00 MileRate: 2:01.50 LeadTime: 43.10s First Qtr: 29.80s Second Qtr: 28.70s Third Qtr: 29.80s Fourth Qtr: 30.60s

NoHorse	Plc	Mar	800 Posi	400 Posi	Time	3rd Qtr	4th Qtr
4 ELEGANT PEAK	1	0.0m	8.2m (0)	9.6m (0)	2:42.00	29.91s	29.87s
2 BONNIE RAE	2	1.7m	0.0m (0)	0.0m (0)	2:42.14	29.80s	30.73s
5 TENNERSON	3	17.0m	4.2m (0)	5.2m (0)	2:43.36	29.86s	31.50s
6 BEE BEE BEROC	4	18.1m	8.4m (1)	10.0m (2)	2:43.45	29.91s	31.22s
1 MRIYA DREAM	5	34.5m	30.8m (0)	24.6m (1)	2:44.76	29.32s	31.35s
3 NICKYS SON	6	39.5m	3.2m (1)	6.6m (1)	2:45.16	30.02s	33.10s
7 KELL ROAD KID	7	73.0m	18.8m (0)	24.2m (0)	2:47.85	30.16s	34.31s
9 TAIMATE ANGUS	8	90.2m	42.0m (0)	60.0m (0)	2:49.22	31.12s	32.90s
8 STAY FOCUSED	9	105.1m	55.0m (0)	80.0m (0)	2:50.42	31.65s	32.51s

Finish Position and metres gained from 800m





PJ Harness Analyser

Sectional Analysis Software - Not just a formguide!

www.facebook.com/PJHarnessRacing



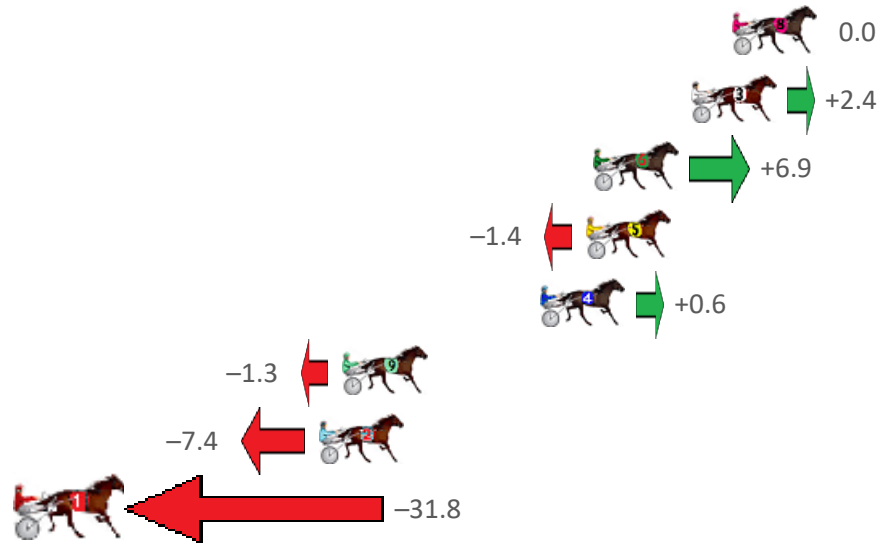
Pinjarra Race 2 Distance 1684m

Monday, 20 November 2023

Gross Time: 2:05.40 MileRate: 1:59.90 LeadTime: 5.70s First Qtr: 30.00s Second Qtr: 32.00s Third Qtr: 30.50s Fourth Qtr: 27.20s

NoHorse	Plc	Mar	800 Posi	400 Posi	Time	3rd Qtr	4th Qtr
8 RELATIVELY ARMA	1	0.0m	0.0m (0)	0.0m (0)	2:05.40	30.50s	27.20s
3 SONIC SEELSTER	2	1.6m	4.0m (1)	1.4m (1)	2:05.51	30.31s	27.21s
6 JIMMY ROCKS	3	5.5m	12.4m (1)	9.6m (1)	2:05.79	30.28s	26.92s
5 ROCKNROLL TRAIN	4	5.8m	4.4m (0)	4.8m (0)	2:05.82	30.53s	27.27s
4 ADDA BITTO	5	7.6m	8.2m (1)	5.8m (1)	2:05.94	30.34s	27.32s
9 AT THE POINTY END	6	15.5m	14.2m (0)	15.2m (0)	2:06.51	30.57s	27.22s
2 IM GRAFTER	7	16.4m	9.0m (0)	9.6m (0)	2:06.57	30.57s	27.66s
1 FLY EAGLE ROSE	8	51.6m	19.8m (0)	20.2m (0)	2:09.10	30.66s	29.32s

Finish Position and metres gained from 800m



PJ Harness Analyser

Sectional Analysis Software - Not just a formguide!

www.facebook.com/PJHarnessRacing

RISE Digital, Harness Racing Australia nor the provider accepts any responsibility for the completeness or accuracy of any of the information contained herein, and makes no representations about its suitability for any particular purpose. Users should make their own judgements about those matters and/or seek independent advice. You assume all risks associated with use of data provided on this page

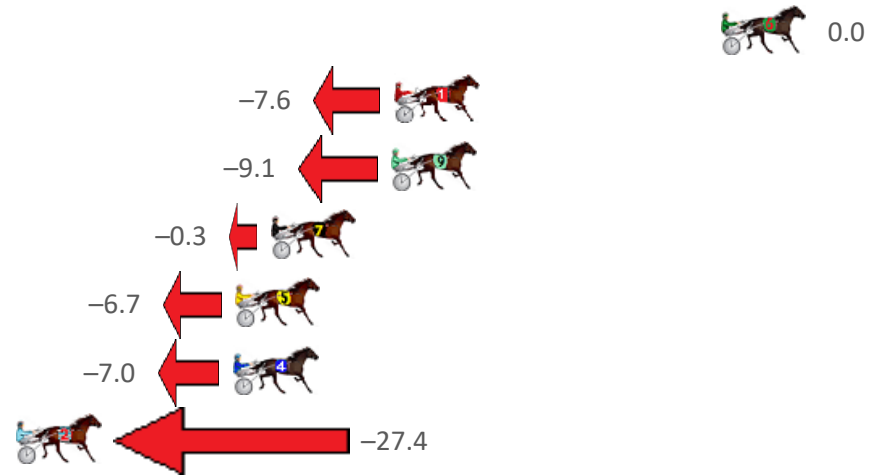
Pinjarra Race 3 Distance 1177m

Monday, 20 November 2023

Gross Time: 1:23.00 MileRate: 1:53.50 LeadTime: 25.90s First Qtr: 0.00s Second Qtr: 0.00s Third Qtr: 29.10s Fourth Qtr: 28.00s

NoHorse	Plc	Mar	800 Posi	400 Posi	Time	3rd Qtr	4th Qtr
6 ALEXANDRA THEGRE	1	0.0m	0.0m (0)	0.0m (0)	1:23.00	29.10s	28.00s
1 YANKEEDELIGHT	2	13.0m	5.4m (0)	6.2m (0)	1:23.96	29.17s	28.47s
9 RECOVER LOVER	3	13.1m	4.0m (1)	3.6m (1)	1:23.96	29.08s	28.66s
7 MISS LAUREL LEA	4	17.9m	17.6m (1)	16.4m (2)	1:24.32	29.02s	28.10s
5 UNEARTHED	5	19.3m	12.6m (1)	13.0m (1)	1:24.42	29.14s	28.44s
4 ATLANTAS	6	19.4m	12.4m (0)	12.0m (0)	1:24.43	29.08s	28.52s
2 SWEET ROSEY	7	36.0m	8.6m (1)	9.0m (1)	1:25.65	29.17s	29.88s

Finish Position and metres gained from 800m





PJ Harness Analyser

Sectional Analysis Software - Not just a formguide!

www.facebook.com/PJHarnessRacing



RISE Digital, Harness Racing Australia nor the provider accepts any responsibility for the completeness or accuracy of any of the information contained herein, and makes no representations about its suitability for any particular purpose. Users should make their own judgements about those matters and/or seek independent advice. You assume all risks associated with use of data provided on this page

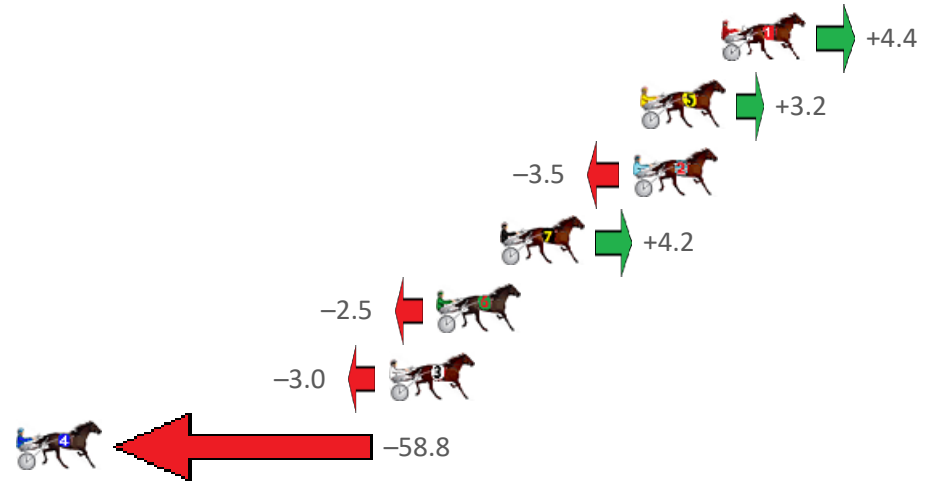
Pinjarra Race 4 Distance 1684m

Monday, 20 November 2023

Gross Time: 2:04.10 MileRate: 1:58.60 LeadTime: 5.40s First Qtr: 30.30s Second Qtr: 30.10s Third Qtr: 29.20s Fourth Qtr: 29.10s

NoHorse	Plc	Mar	800 Posi	400 Posi	Time	3rd Qtr	4th Qtr
1 ZACHARY MARC	1	0.0m	4.4m (0)	4.6m (0)	2:04.10	29.21s	28.77s
5 VEEFORVICTORY	2	3.2m	6.4m (1)	5.8m (2)	2:04.34	29.16s	28.91s
2 JUST CRUIZIN	3	3.5m	0.0m (0)	0.0m (0)	2:04.37	29.20s	29.35s
7 MISS WILLOUGHBY	4	8.8m	13.0m (0)	12.6m (1)	2:04.77	29.17s	28.83s
6 DELIGHTABLE	5	11.3m	8.8m (0)	9.0m (0)	2:04.96	29.21s	29.27s
3 KRIPKE	6	13.2m	10.2m (1)	8.2m (1)	2:05.11	29.06s	29.46s
4 SANFORD ASH	7	61.0m	2.2m (1)	1.6m (1)	2:08.76	29.16s	33.40s

Finish Position and metres gained from 800m





PJ Harness Analyser

Sectional Analysis Software - Not just a formguide!

www.facebook.com/PJHarnessRacing



RISE Digital, Harness Racing Australia nor the provider accepts any responsibility for the completeness or accuracy of any of the information contained herein, and makes no representations about its suitability for any particular purpose. Users should make their own judgements about those matters and/or seek independent advice. You assume all risks associated with use of data provided on this page

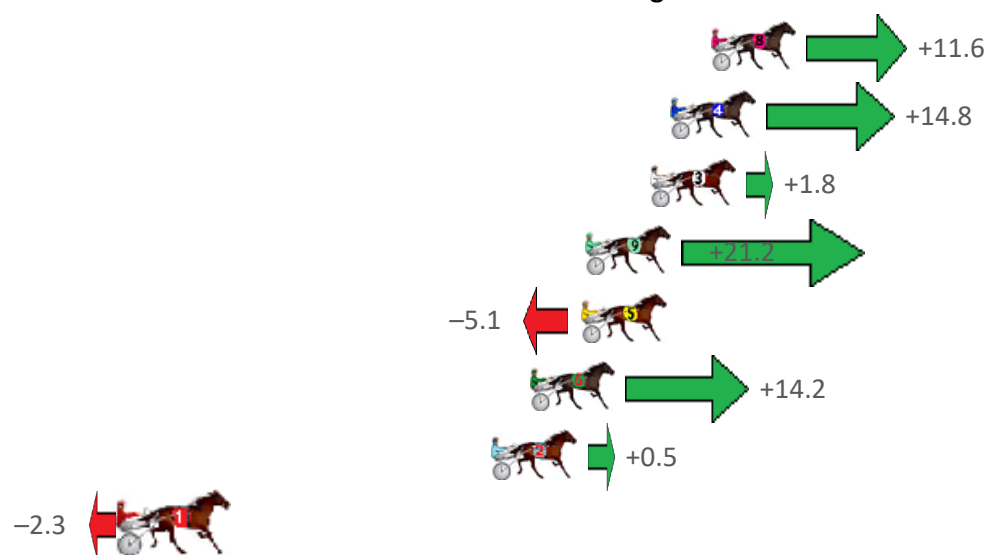
Pinjarra Race 5 Distance 1177m

Monday, 20 November 2023

Gross Time: 1:23.20 MileRate: 1:53.70 LeadTime: 25.20s First Qtr: 0.00s Second Qtr: 0.00s Third Qtr: 29.50s Fourth Qtr: 28.50s

NoHorse	Plc	Mar	800 Posi	400 Posi	Time	3rd Qtr	4th Qtr
8 SUNPATRA	1	0.0m	11.6m (1)	0.4m (1)	1:23.20	28.69s	28.47s
4 HES THUNDER	2	1.6m	16.4m (1)	4.6m (1)	1:23.32	28.65s	28.29s
3 ZAC YOUR NOBODY	3	2.4m	4.2m (0)	4.0m (0)	1:23.38	29.48s	28.39s
9 ERA	4	5.0m	26.2m (1)	10.2m (2)	1:23.57	28.34s	28.13s
5 HEZ SAM	5	5.1m	0.0m (0)	0.0m (0)	1:23.58	29.51s	28.86s
6 MANGO TANGO	6	7.2m	21.4m (1)	5.8m (2)	1:23.74	28.38s	28.60s
2 OCTAVIA	7	8.7m	9.2m (0)	8.6m (0)	1:23.85	29.46s	28.51s
1 SHELLWOOD CHIEF	8	23.1m	20.8m (0)	15.0m (0)	1:24.93	29.09s	29.07s

Finish Position and metres gained from 800m





PJ Harness Analyser

Sectional Analysis Software - Not just a formguide!

www.facebook.com/PJHarnessRacing



RISE Digital, Harness Racing Australia nor the provider accepts any responsibility for the completeness or accuracy of any of the information contained herein, and makes no representations about its suitability for any particular purpose. Users should make their own judgements about those matters and/or seek independent advice. You assume all risks associated with use of data provided on this page

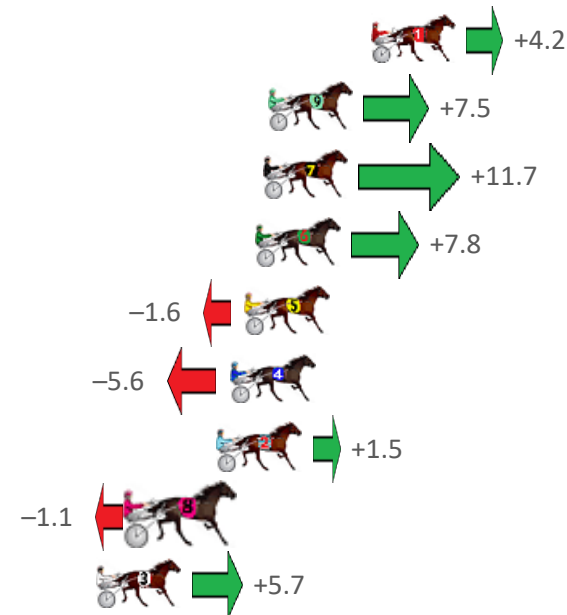
Pinjarra Race 6 Distance 2185m

Monday, 20 November 2023

Gross Time: 2:40.70 MileRate: 1:58.30 LeadTime: 43.60s First Qtr: 31.10s Second Qtr: 28.80s Third Qtr: 27.80s Fourth Qtr: 29.40s

NoHorse	Plc	Mar	800 Posi	400 Posi	Time	3rd Qtr	4th Qtr
1 ALFA PRINCESS	1	0.0m	4.2m (0)	4.4m (0)	2:40.70	27.82s	29.08s
9 QUEENINTHECORNE	2	4.1m	11.6m (1)	9.0m (2)	2:41.02	27.62s	29.04s
7 REBLINE	3	4.3m	16.0m (1)	13.0m (1)	2:41.03	27.60s	28.76s
6 ADDA PARIS	4	4.6m	12.4m (0)	13.2m (0)	2:41.05	27.87s	28.77s
5 ARTISTIC SCRIBE	5	5.0m	3.4m (1)	1.6m (1)	2:41.09	27.67s	29.65s
4 BRAMANTE STEPS	6	5.6m	0.0m (0)	0.0m (0)	2:41.13	27.79s	29.81s
2 DREAM CONTROL	7	6.1m	7.6m (1)	5.8m (1)	2:41.17	27.67s	29.42s
8 PRECOCIOUS LADY	8	9.3m	8.2m (0)	8.4m (0)	2:41.42	27.81s	29.47s
3 STAR LILLY	9	10.9m	16.6m (0)	17.0m (1)	2:41.54	27.84s	28.95s

Finish Position and metres gained from 800m





PJ Harness Analyser

Sectional Analysis Software - Not just a formguide!

www.facebook.com/PJHarnessRacing



RISE Digital, Harness Racing Australia nor the provider accepts any responsibility for the completeness or accuracy of any of the information contained herein, and makes no representations about its suitability for any particular purpose. Users should make their own judgements about those matters and/or seek independent advice. You assume all risks associated with use of data provided on this page

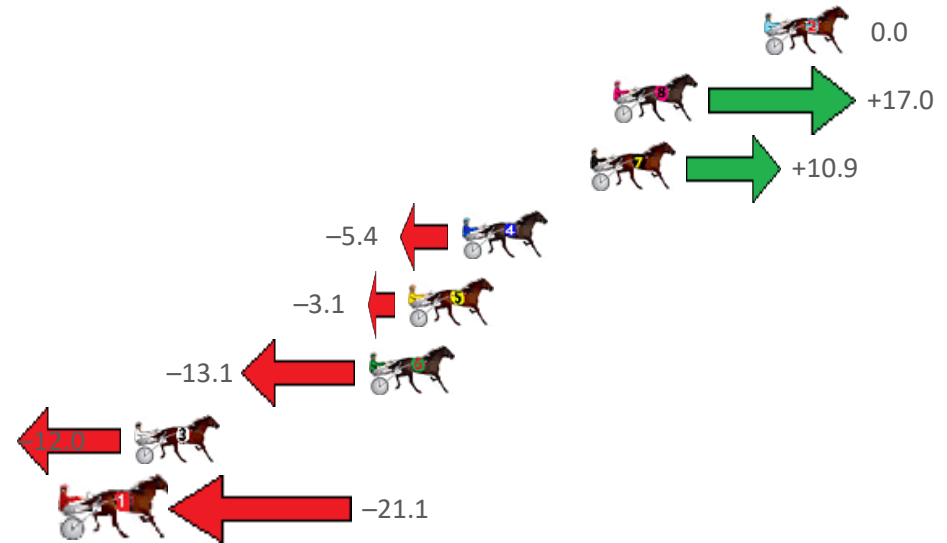
Pinjarra Race 7 Distance 1177m

Monday, 20 November 2023

Gross Time: 1:20.10 MileRate: 1:49.50 LeadTime: 24.30s First Qtr: 0.00s Second Qtr: 0.00s Third Qtr: 27.40s Fourth Qtr: 28.40s

NoHorse	Plc	Mar	800 Posi	400 Posi	Time	3rd Qtr	4th Qtr
2 WITHOUTTHETUH	1	0.0m	0.0m (0)	0.0m (0)	1:20.10	27.40s	28.40s
8 SOVRANA	2	6.0m	23.0m (1)	18.4m (2)	1:20.55	27.10s	27.52s
7 SPRING LINE	3	6.9m	17.8m (1)	14.8m (1)	1:20.61	27.20s	27.84s
4 MAJOR ARTIST	4	12.0m	6.6m (1)	4.8m (1)	1:21.00	27.27s	28.91s
5 UNDER THE ALTA	5	14.1m	11.0m (1)	10.6m (1)	1:21.15	27.37s	28.65s
6 ROBSHAW	6	15.7m	2.6m (1)	0.2m (1)	1:21.27	27.21s	29.49s
3 GOOD TIMES AHEAD	7	25.0m	13.0m (0)	13.8m (0)	1:21.97	27.44s	29.19s
1 TELLMETOATTACK	8	27.5m	6.4m (0)	7.4m (0)	1:22.15	27.44s	29.82s

Finish Position and metres gained from 800m





PJ Harness Analyser

Sectional Analysis Software - Not just a formguide!

www.facebook.com/PJHarnessRacing



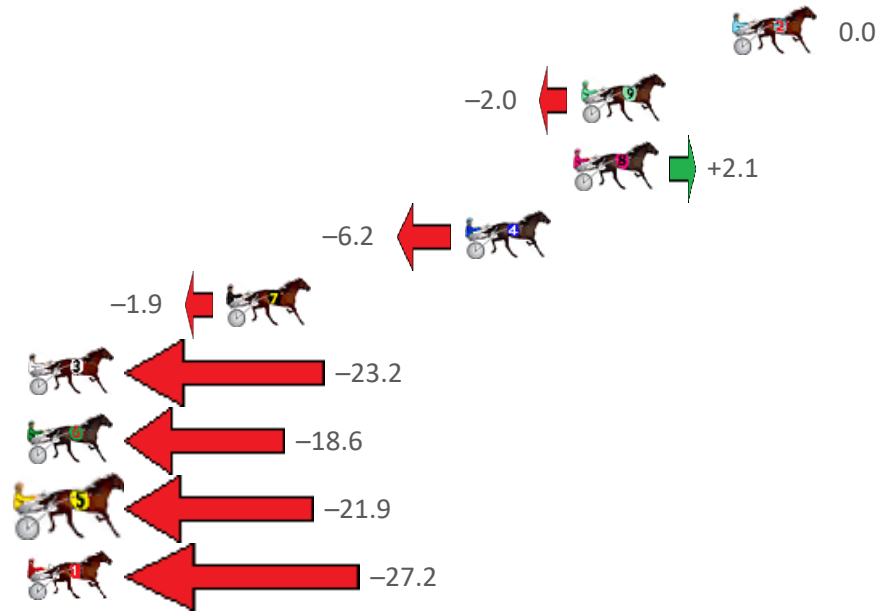
Pinjarra Race 8 Distance 2185m

Monday, 20 November 2023

Gross Time: 2:37.40 MileRate: 1:55.90 LeadTime: 42.20s First Qtr: 31.10s Second Qtr: 28.90s Third Qtr: 28.10s Fourth Qtr: 27.10s

NoHorse	Plc	Mar	800 Posi	400 Posi	Time	3rd Qtr	4th Qtr
2 FRISKY STYX	1	0.0m	0.0m (0)	0.0m (0)	2:37.40	28.10s	27.10s
9 IM LORD LOGAN	2	6.0m	4.0m (0)	4.0m (0)	2:37.83	28.10s	27.23s
8 CROWD CONTROL	3	6.3m	8.4m (1)	8.8m (1)	2:37.85	28.12s	26.93s
4 RONALD SCOTT	4	10.6m	4.4m (1)	4.0m (1)	2:38.16	28.08s	27.54s
7 TANTABIDDI	5	20.1m	18.2m (1)	18.6m (2)	2:38.83	28.13s	27.20s
3 COLORADO BANNER	6	31.2m	8.0m (0)	10.4m (0)	2:39.63	28.29s	28.50s
6 FLASHING ARK	7	32.6m	14.0m (1)	6.4m (2)	2:39.73	27.61s	28.87s
5 TRAVELBAN	8	34.3m	12.4m (0)	15.2m (1)	2:39.85	28.32s	28.39s
1 BONNIE PAULINE	9	43.8m	16.6m (0)	22.8m (0)	2:40.53	28.55s	28.51s

Finish Position and metres gained from 800m





PJ Harness Analyser

Sectional Analysis Software - Not just a formguide!

www.facebook.com/PJHarnessRacing



RISE Digital, Harness Racing Australia nor the provider accepts any responsibility for the completeness or accuracy of any of the information contained herein, and makes no representations about its suitability for any particular purpose. Users should make their own judgements about those matters and/or seek independent advice. You assume all risks associated with use of data provided on this page