

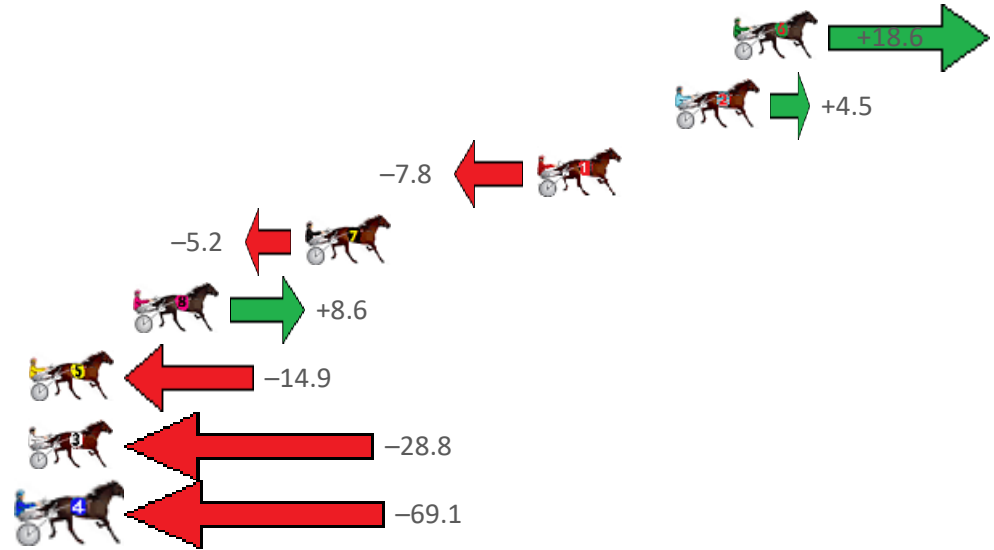
Pinjarra Race 1 Distance 2116m

Monday, 20 March 2023

Gross Time: 2:45.60 MileRate: 2:04.20 LeadTime: 41.80s First Qtr: 32.00s Second Qtr: 30.40s Third Qtr: 29.80s Fourth Qtr: 31.60s

NoHorse	Plc	Mar	800 Posi	400 Posi	Time	3rd Qtr	4th Qtr
6 ALDEBARAN SUNDO	1	0.0m	18.6m (0)	14.8m (2)	2:45.60	29.54s	30.44s
2 LAVRADORE	2	2.3m	6.8m (0)	6.8m (0)	2:45.79	29.81s	31.25s
1 IM GAVOCHE	3	7.8m	0.0m (0)	0.0m (0)	2:46.24	29.78s	32.21s
7 KELL ROAD KID	4	17.0m	11.8m (0)	10.2m (1)	2:47.00	29.66s	32.13s
8 WESTLAND PEAK	5	23.8m	32.4m (0)	25.8m (1)	2:47.56	29.30s	31.44s
5 DEAD SET MUSCLE	6	39.9m	25.0m (0)	21.4m (0)	2:48.89	29.48s	33.05s
3 GRAND MAJESTIC BE	7	93.8m	65.0m (0)	65.0m (0)	2:53.34	29.74s	33.86s
4 THE HONOURS	8	179.1m	110.0m (0)	110.0m (0)	3:00.39	29.65s	37.03s

Finish Position and metres gained from 800m





PJ Harness Analyser

1-week free trial is here to stay

www.facebook.com/PJHarnessRacing



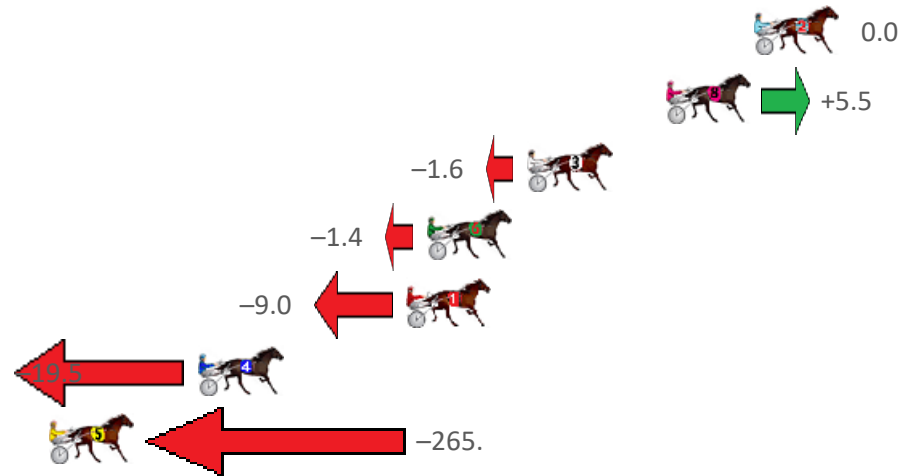
Pinjarra Race 2 Distance 1684m

Monday, 20 March 2023

Gross Time: 2:05.10 MileRate: 1:59.50 LeadTime: 6.10s First Qtr: 32.10s Second Qtr: 30.50s Third Qtr: 28.30s Fourth Qtr: 28.10s

NoHorse	Plc	Mar	800 Posi	400 Posi	Time	3rd Qtr	4th Qtr
2 TEN TO THE DOZEN	1	0.0m	0.0m (0)	0.0m (0)	2:05.10	28.30s	28.10s
8 THELITTLE MASTER	2	3.5m	9.0m (0)	9.4m (0)	2:05.36	28.33s	27.69s
3 CHIEF COPY	3	9.0m	7.4m (1)	6.4m (1)	2:05.76	28.23s	28.28s
6 ARIONROCK	4	13.0m	11.6m (1)	6.6m (2)	2:06.06	27.95s	28.55s
1 PERFECT MOVE	5	13.8m	4.8m (0)	5.2m (0)	2:06.12	28.33s	28.70s
4 BAZAAR PACKAGE	6	22.1m	2.6m (1)	1.8m (1)	2:06.73	28.25s	29.52s
5 DEKLA DIVA	7	282.8m	17.6m (0)	17.2m (1)	2:25.99	28.34s	46.65s

Finish Position and metres gained from 800m





PJ Harness Analyser

1-week free trial is here to stay

www.facebook.com/PJHarnessRacing



RISE Digital, Harness Racing Australia nor the provider accepts any responsibility for the completeness or accuracy of any of the information contained herein, and makes no representations about its suitability for any particular purpose. Users should make their own judgements about those matters and/or seek independent advice. You assume all risks associated with use of data provided on this page

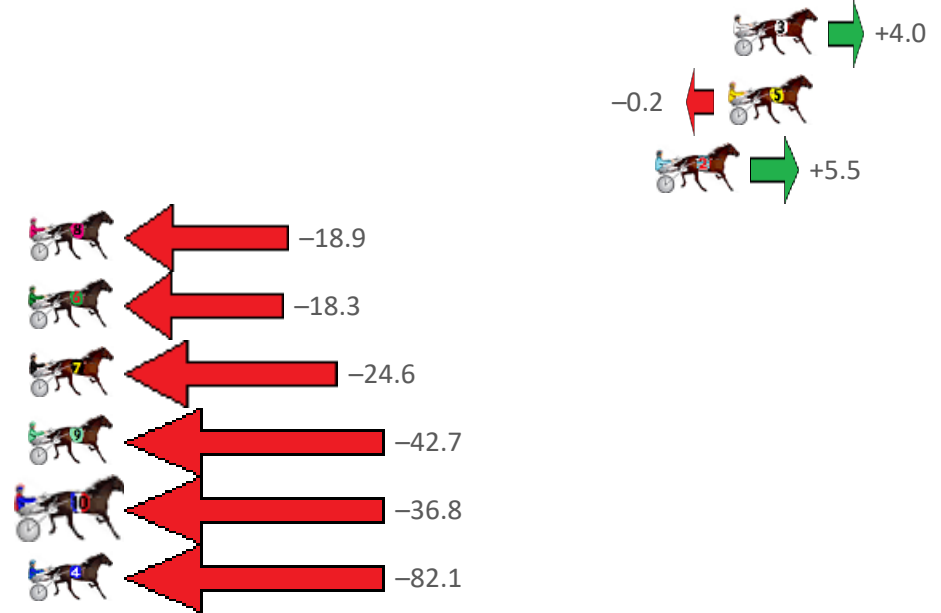
Pinjarra Race 3 Distance 2185m

Monday, 20 March 2023

Gross Time: 2:41.80 MileRate: 1:59.20 LeadTime: 39.40s First Qtr: 32.60s Second Qtr: 30.50s Third Qtr: 30.70s Fourth Qtr: 28.60s

NoHorse	Plc	Mar	800 Posi	400 Posi	Time	3rd Qtr	4th Qtr
3 KINGSEAT	1	0.0m	4.0m (0)	2.0m (1)	2:41.80	30.55s	28.46s
5 FRANCO MECCA	2	0.2m	0.0m (0)	0.0m (0)	2:41.82	30.70s	28.61s
2 THE BAILIFF	3	3.1m	8.6m (0)	7.8m (0)	2:42.03	30.63s	28.27s
8 THE DUBLIN XPRESS	4	31.7m	12.8m (1)	15.2m (2)	2:44.18	30.92s	29.77s
6 DEBRENIKA	5	35.1m	16.8m (1)	19.2m (1)	2:44.44	30.92s	29.73s
7 DANNIKA	6	38.0m	13.4m (0)	14.4m (0)	2:44.65	30.84s	30.28s
9 NANA DUNNO	7	51.5m	8.8m (1)	11.0m (2)	2:45.67	30.97s	31.48s
10 BROOKLAND BOY	8	55.0m	18.2m (0)	19.6m (0)	2:45.93	30.90s	31.12s
4 SHESGOTHEREYES	9	85.9m	3.8m (1)	11.4m (1)	2:48.25	31.45s	33.90s

Finish Position and metres gained from 800m





PJ Harness Analyser

1-week free trial is here to stay

www.facebook.com/PJHarnessRacing



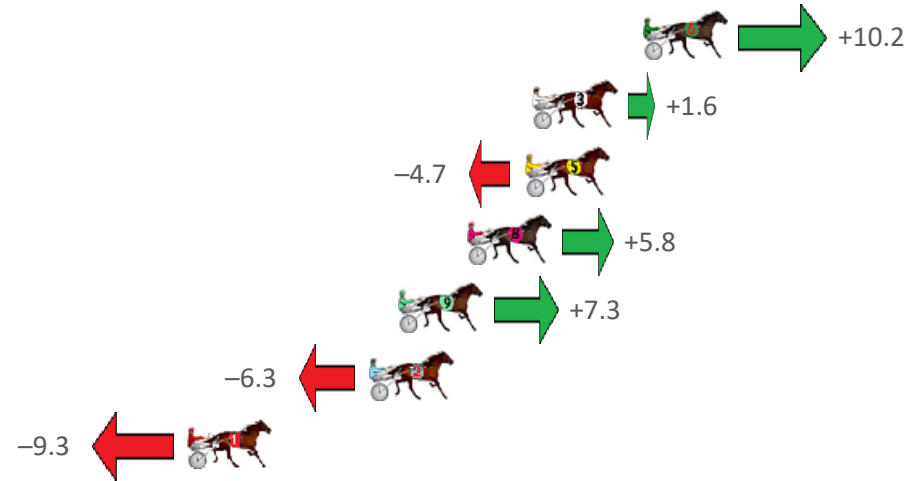
Pinjarra Race 4 Distance 2185m

Monday, 20 March 2023

Gross Time: 2:42.10 MileRate: 1:59.40 LeadTime: 42.40s First Qtr: 31.60s Second Qtr: 29.80s Third Qtr: 28.60s Fourth Qtr: 29.70s

NoHorse	Plc	Mar	800 Posi	400 Posi	Time	3rd Qtr	4th Qtr
6 GLIDING STAR	1	0.0m	10.2m (1)	8.0m (2)	2:42.10	28.45s	29.11s
3 SPIRITOFANANGEL	2	4.4m	6.0m (1)	4.6m (1)	2:42.44	28.50s	29.69s
5 THORIUM ENERGY	3	4.7m	0.0m (0)	0.0m (0)	2:42.47	28.59s	30.05s
8 HELLO GORGEOUS	4	7.0m	12.8m (0)	13.0m (1)	2:42.64	28.62s	29.26s
9 BELLA RAGAZZA	5	9.7m	17.0m (0)	17.6m (0)	2:42.85	28.65s	29.12s
2 JACKIE DANIELS	6	10.9m	4.6m (0)	4.4m (0)	2:42.95	28.58s	30.18s
1 LENI ROSE	7	18.1m	8.8m (0)	9.6m (0)	2:43.51	28.65s	30.33s

Finish Position and metres gained from 800m





PJ Harness Analyser

1-week free trial is here to stay

www.facebook.com/PJHarnessRacing



RISE Digital, Harness Racing Australia nor the provider accepts any responsibility for the completeness or accuracy of any of the information contained herein, and makes no representations about its suitability for any particular purpose. Users should make their own judgements about those matters and/or seek independent advice. You assume all risks associated with use of data provided on this page

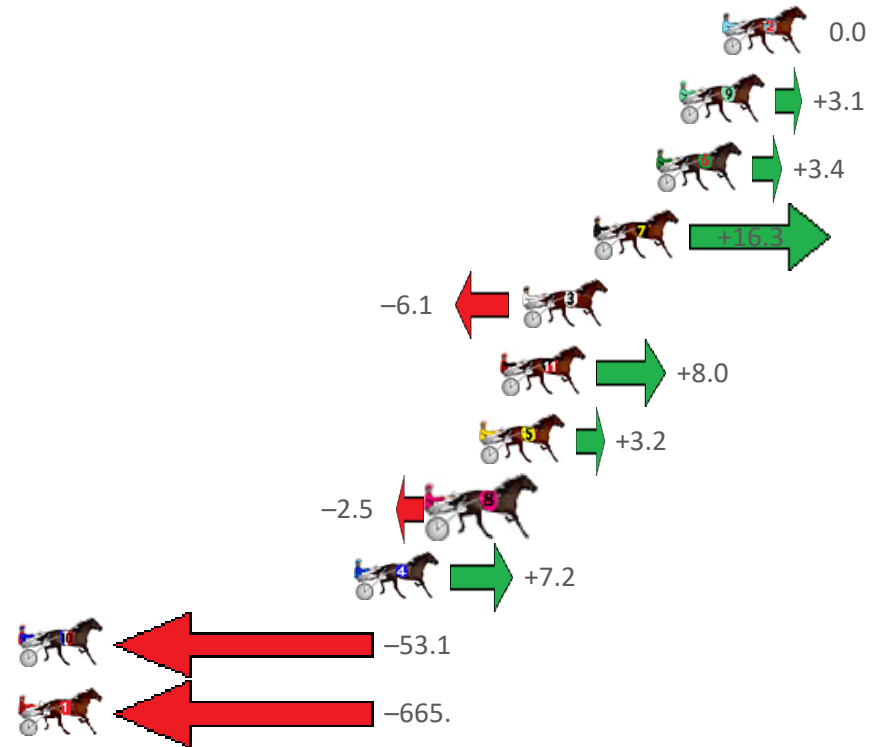
Pinjarra Race 5 Distance 1684m

Monday, 20 March 2023

Gross Time: 2:01.90 MileRate: 1:56.50 LeadTime: 5.50s First Qtr: 29.60s Second Qtr: 30.10s Third Qtr: 28.20s Fourth Qtr: 28.50s

NoHorse	Plc	Mar	800 Posi	400 Posi	Time	3rd Qtr	4th Qtr
2 BEYOND BLING	1	0.0m	0.0m (0)	0.0m (0)	2:01.90	28.20s	28.50s
9 HAYWIRE	2	1.7m	4.8m (0)	5.6m (0)	2:02.03	28.26s	28.22s
6 REGAL AURA	3	2.6m	6.0m (1)	6.8m (1)	2:02.09	28.26s	28.20s
7 JAGARA	4	5.1m	21.4m (1)	15.2m (2)	2:02.28	27.77s	27.78s
3 SPRING LINE	5	7.9m	1.8m (1)	2.0m (1)	2:02.49	28.21s	28.92s
11 CHEER THE MAJOR	6	8.8m	16.8m (1)	22.0m (2)	2:02.56	28.57s	27.56s
5 MADDY ROCKS	7	9.6m	12.8m (0)	16.0m (0)	2:02.62	28.43s	28.05s
8 ALFREDI	8	11.3m	8.8m (0)	10.8m (0)	2:02.75	28.34s	28.54s
4 CALL ME HEAVEN	9	14.6m	21.8m (0)	21.2m (0)	2:02.99	28.16s	28.03s
10 CAULONIA ARTY	10	63.3m	10.2m (1)	18.4m (1)	2:06.64	28.76s	31.68s
1 HAPPY DAYZ	11	730.8m	65.0m (2)	500.0m (0)	2:56.60	58.77s	44.85s

Finish Position and metres gained from 800m



PJ Harness Analyser

1-week free trial is here to stay

www.facebook.com/PJHarnessRacing



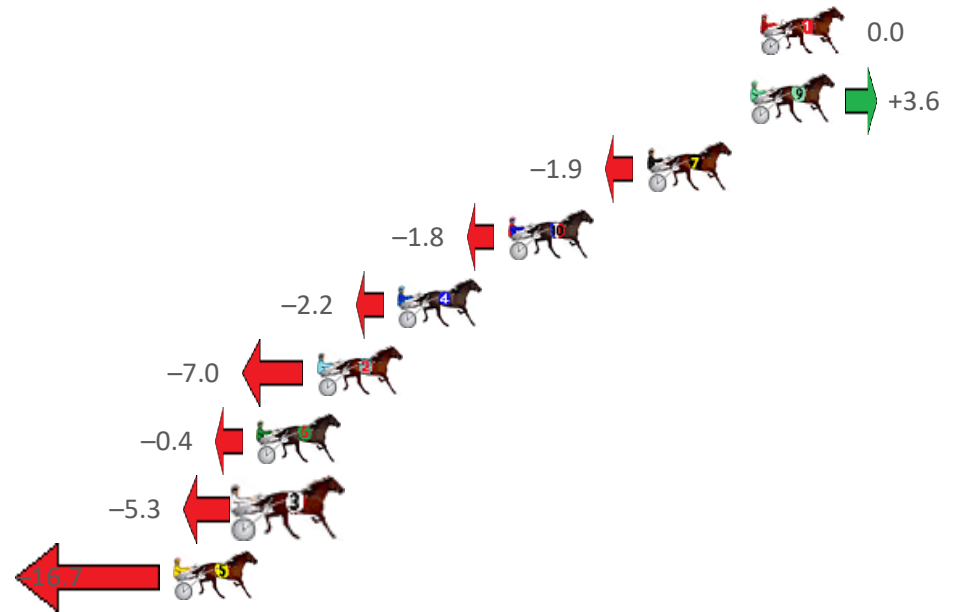
Pinjarra Race 6 Distance 1684m

Monday, 20 March 2023

Gross Time: 2:00.20 MileRate: 1:54.90 LeadTime: 5.60s First Qtr: 29.10s Second Qtr: 30.00s Third Qtr: 28.30s Fourth Qtr: 27.20s

NoHorse	Plc	Mar	800 Posi	400 Posi	Time	3rd Qtr	4th Qtr
1 THREE RUMOURS	1	0.0m	0.0m (0)	0.0m (0)	2:00.20	28.30s	27.20s
9 NEVERMINDTHECHA	2	0.4m	4.0m (0)	4.2m (0)	2:00.23	28.31s	26.94s
7 SHEEZ OUR HOPE	3	4.5m	2.6m (1)	1.0m (1)	2:00.52	28.19s	27.44s
10 ALCIPPES DELIGHT	4	10.0m	8.2m (0)	8.2m (0)	2:00.92	28.30s	27.32s
4 MISSTIANO	5	14.4m	12.2m (0)	12.2m (0)	2:01.23	28.30s	27.35s
2 RUN FOR MERCY	6	17.6m	10.6m (1)	9.4m (2)	2:01.46	28.23s	27.75s
6 MY PRAYER	7	20.0m	19.6m (1)	5.4m (2)	2:01.63	27.34s	28.19s
3 ELLI MIRANDO	8	20.5m	15.2m (1)	10.0m (1)	2:01.67	27.96s	27.91s
5 MISS BOUDICA	9	23.3m	6.6m (1)	5.4m (1)	2:01.87	28.24s	28.41s

Finish Position and metres gained from 800m



PJ Harness Analyser

1-week free trial is here to stay

www.facebook.com/PJHarnessRacing

RISE Digital, Harness Racing Australia nor the provider accepts any responsibility for the completeness or accuracy of any of the information contained herein, and makes no representations about its suitability for any particular purpose. Users should make their own judgements about those matters and/or seek independent advice. You assume all risks associated with use of data provided on this page

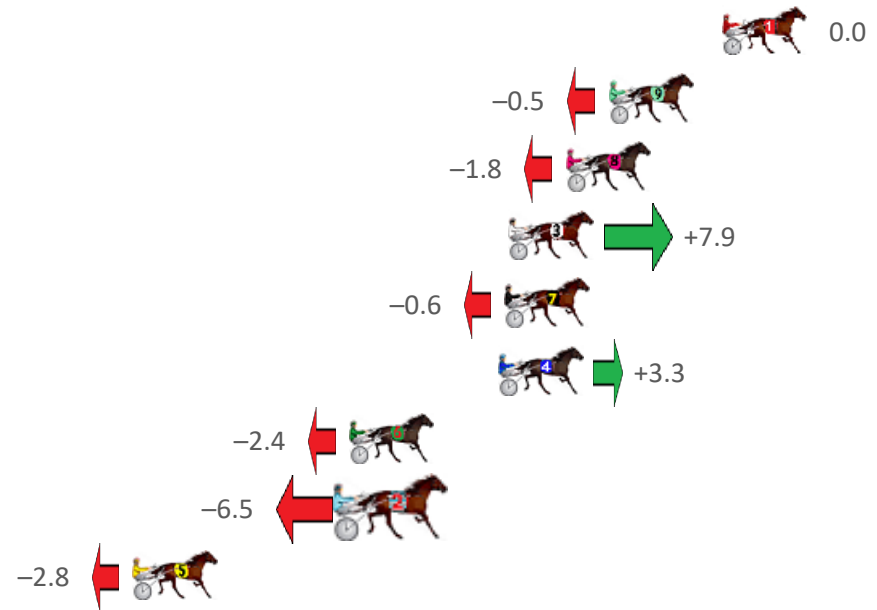
Pinjarra Race 7 Distance 2185m

Monday, 20 March 2023

Gross Time: 2:41.20 MileRate: 1:58.70 LeadTime: 42.70s First Qtr: 31.60s Second Qtr: 30.50s Third Qtr: 29.50s Fourth Qtr: 26.90s

NoHorse	Plc	Mar	800 Posi	400 Posi	Time	3rd Qtr	4th Qtr
1 INFINITE SIGN	1	0.0m	0.0m (0)	0.0m (0)	2:41.20	29.50s	26.90s
9 PETER PETRIFY	2	4.5m	4.0m (1)	3.0m (1)	2:41.52	29.43s	27.00s
8 MASTER LEIGHTON	3	6.2m	4.4m (0)	4.6m (0)	2:41.64	29.52s	27.01s
3 BEAT THE BANK	4	8.5m	16.4m (1)	16.0m (1)	2:41.80	29.45s	26.40s
7 ETON ROCK	5	8.6m	8.0m (1)	7.4m (1)	2:41.81	29.46s	26.98s
4 TORPEDO ROCK	6	8.9m	12.2m (1)	12.0m (1)	2:41.83	29.48s	26.69s
6 GOLD HORSESHOE	7	14.8m	12.4m (0)	12.8m (0)	2:42.25	29.53s	27.03s
2 DESIDERIO	8	14.9m	8.4m (0)	8.6m (0)	2:42.26	29.53s	27.32s
5 BALTIC ACE	9	23.4m	20.6m (1)	20.6m (1)	2:42.86	29.51s	27.09s

Finish Position and metres gained from 800m





PJ Harness Analyser

1-week free trial is here to stay

www.facebook.com/PJHarnessRacing



RISE Digital, Harness Racing Australia nor the provider accepts any responsibility for the completeness or accuracy of any of the information contained herein, and makes no representations about its suitability for any particular purpose. Users should make their own judgements about those matters and/or seek independent advice. You assume all risks associated with use of data provided on this page

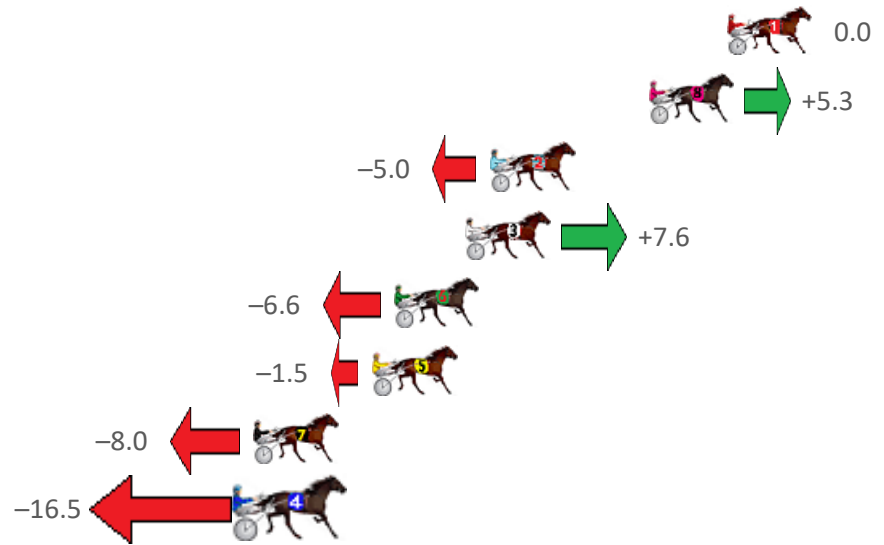
Pinjarra Race 8 Distance 2116m

Monday, 20 March 2023

Gross Time: 2:38.40 MileRate: 2:00.40 LeadTime: 41.20s First Qtr: 32.00s Second Qtr: 29.30s Third Qtr: 27.50s Fourth Qtr: 28.40s

NoHorse	Plc	Mar	800 Posi	400 Posi	Time	3rd Qtr	4th Qtr
1 CALIENTE	1	0.0m	0.0m (0)	0.0m (0)	2:38.40	27.50s	28.40s
8 ACUTO	2	3.1m	8.4m (0)	12.2m (0)	2:38.63	27.77s	27.76s
2 COHLIN	3	9.4m	4.4m (0)	8.2m (0)	2:39.10	27.76s	28.48s
3 PIVOTAL	4	10.4m	18.0m (0)	21.4m (1)	2:39.18	27.75s	27.62s
6 BELLEZZA NERA	5	13.2m	6.6m (1)	12.4m (1)	2:39.38	27.90s	28.46s
5 GOODONYA MATE	6	14.1m	12.6m (0)	16.4m (0)	2:39.45	27.77s	28.24s
7 OUR STAR WATCH	7	18.8m	10.8m (1)	16.8m (1)	2:39.80	27.91s	28.54s
4 TUMBLIN DICE	8	19.1m	2.6m (1)	8.4m (1)	2:39.82	27.89s	29.16s

Finish Position and metres gained from 800m





PJ Harness Analyser

1-week free trial is here to stay

www.facebook.com/PJHarnessRacing



RISE Digital, Harness Racing Australia nor the provider accepts any responsibility for the completeness or accuracy of any of the information contained herein, and makes no representations about its suitability for any particular purpose. Users should make their own judgements about those matters and/or seek independent advice. You assume all risks associated with use of data provided on this page

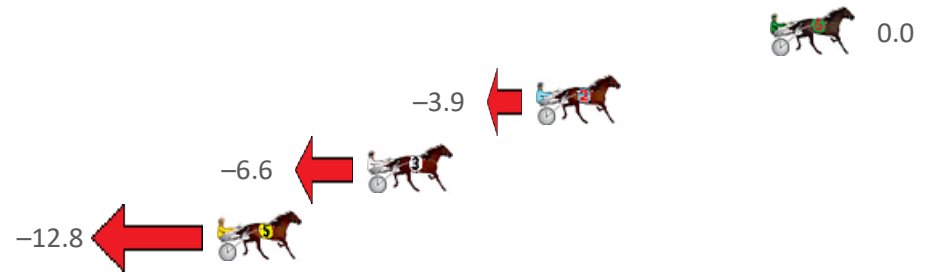
Pinjarra Race 9 Distance 2185m

Monday, 20 March 2023

Gross Time: 2:44.00 MileRate: 2:00.80 LeadTime: 43.80s First Qtr: 32.00s Second Qtr: 29.90s Third Qtr: 29.50s Fourth Qtr: 28.80s

NoHorse	Plc	Mar	800 Posi	400 Posi	Time	3rd Qtr	4th Qtr
6 HUMDINGER	1	0.0m	0.0m (0)	0.0m (0)	2:44.00	29.50s	28.80s
2 OURCARIBBEANCRUI	2	9.3m	5.4m (0)	4.6m (0)	2:44.70	29.45s	29.14s
3 IDEAL IVANA	3	16.0m	9.4m (0)	9.0m (1)	2:45.21	29.48s	29.30s
5 ASHBY	4	22.0m	9.2m (1)	3.8m (1)	2:45.66	29.12s	30.10s

Finish Position and metres gained from 800m





PJ Harness Analyser

1-week free trial is here to stay

www.facebook.com/PJHarnessRacing



RISE Digital, Harness Racing Australia nor the provider accepts any responsibility for the completeness or accuracy of any of the information contained herein, and makes no representations about its suitability for any particular purpose. Users should make their own judgements about those matters and/or seek independent advice. You assume all risks associated with use of data provided on this page