

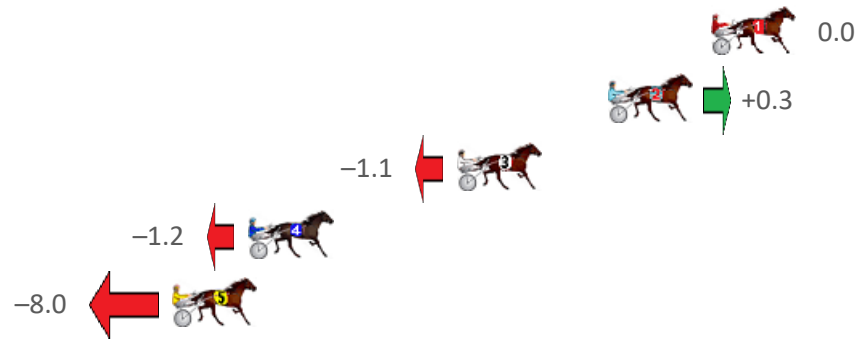
Pinjarra Race 1 Distance 2185m

Monday, 18 September 2023

Gross Time: 2:48.90 MileRate: 2:04.40 LeadTime: 45.50s First Qtr: 34.00s Second Qtr: 31.10s Third Qtr: 30.10s Fourth Qtr: 28.20s

NoHorse	Plc	Mar	800 Posi	400 Posi	Time	3rd Qtr	4th Qtr
1 QUINTON	1	0.0m	0.0m (0)	0.0m (0)	2:48.90	30.10s	28.20s
2 COSMIC LA CAMEL	2	4.1m	4.4m (0)	4.2m (0)	2:49.20	30.09s	28.19s
3 CABIN FEVER	3	10.1m	9.0m (0)	8.2m (0)	2:49.65	30.05s	28.33s
4 ALLWOODS CHEVRO	4	18.4m	17.2m (1)	12.2m (1)	2:50.26	29.75s	28.63s
5 STAR OF THE GALAX	5	21.4m	13.4m (0)	8.2m (1)	2:50.49	29.75s	29.13s

Finish Position and metres gained from 800m





PJ Harness Analyser

Sectional Analysis Software - Not just a formguide!

www.facebook.com/PJHarnessRacing



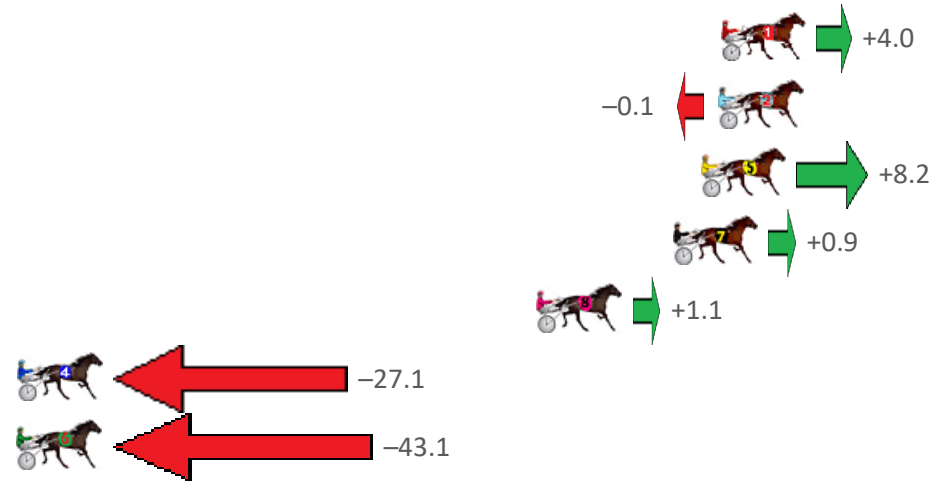
Pinjarra Race 2 Distance 2185m

Monday, 18 September 2023

Gross Time: 2:47.30 MileRate: 2:03.20 LeadTime: 44.90s First Qtr: 32.90s Second Qtr: 32.00s Third Qtr: 29.40s Fourth Qtr: 28.10s

NoHorse	Plc	Mar	800 Posi	400 Posi	Time	3rd Qtr	4th Qtr
1 KOPPER KOTE	1	0.0m	4.0m (0)	4.2m (0)	2:47.30	29.41s	27.81s
2 IMA AUSSIE ARTIST	2	0.1m	0.0m (0)	0.0m (0)	2:47.31	29.40s	28.11s
5 DREAM CONTROL	3	0.8m	9.0m (2)	4.2m (1)	2:47.36	29.05s	27.86s
7 ERA	4	1.9m	2.8m (1)	0.2m (1)	2:47.44	29.22s	28.22s
8 YOUR GRACE	5	7.3m	8.4m (0)	9.0m (0)	2:47.84	29.44s	27.98s
4 RIGGERS RIVER	6	37.7m	10.6m (1)	11.0m (1)	2:50.08	29.47s	29.97s
6 GRUBS UP	7	58.3m	15.2m (0)	30.0m (0)	2:51.61	30.50s	30.08s

Finish Position and metres gained from 800m





PJ Harness Analyser

Sectional Analysis Software - Not just a formguide!

www.facebook.com/PJHarnessRacing



RISE Digital, Harness Racing Australia nor the provider accepts any responsibility for the completeness or accuracy of any of the information contained herein, and makes no representations about its suitability for any particular purpose. Users should make their own judgements about those matters and/or seek independent advice. You assume all risks associated with use of data provided on this page

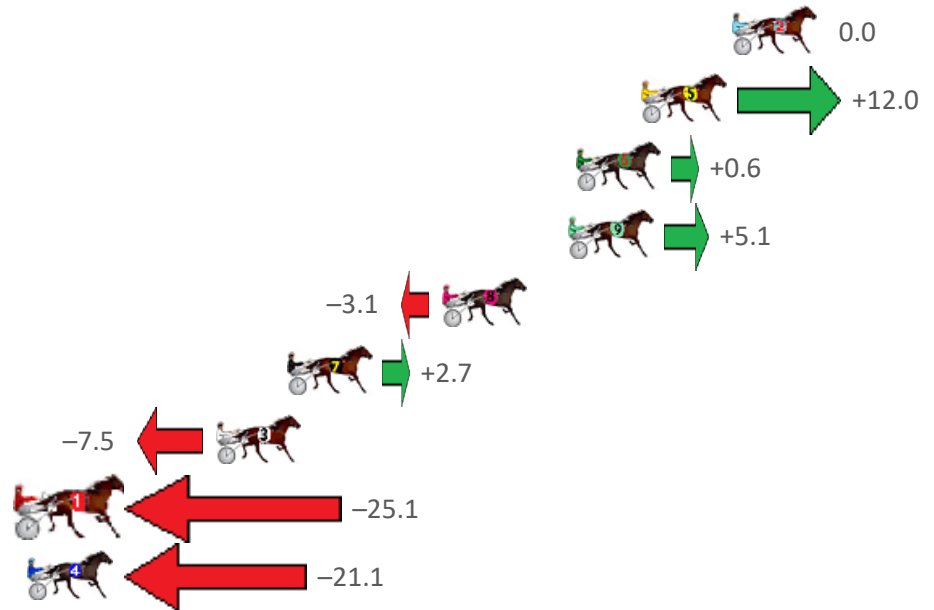
Pinjarra Race 3 Distance 2692m

Monday, 18 September 2023

Gross Time: 3:23.30 MileRate: 2:01.50 LeadTime: 82.80s First Qtr: 31.30s Second Qtr: 30.30s Third Qtr: 29.30s Fourth Qtr: 29.60s

NoHorse	Plc	Mar	800 Posi	400 Posi	Time	3rd Qtr	4th Qtr
2 OUR MAESTOSO	1	0.0m	0.0m (0)	0.0m (0)	3:23.30	29.30s	29.60s
5 TRICKY RIC	2	3.6m	15.6m (1)	11.0m (1)	3:23.58	28.97s	29.06s
6 ROBBIE ROYALE	3	6.2m	6.8m (1)	2.4m (1)	3:23.78	28.98s	29.88s
9 LUVAF LAIR	4	6.5m	11.6m (1)	7.0m (1)	3:23.80	28.96s	29.56s
8 WAR SPIRIT	5	11.5m	8.4m (0)	10.8m (0)	3:24.19	29.48s	29.65s
7 PATCHED	6	17.7m	20.4m (1)	15.4m (1)	3:24.67	28.93s	29.77s
3 FLINGANDWINGIT	7	20.5m	13.0m (0)	15.0m (0)	3:24.89	29.44s	30.00s
1 ELISH STAR	8	29.3m	4.2m (0)	6.8m (0)	3:25.57	29.48s	31.26s
4 KYVALLEY CLICHY	9	38.1m	17.0m (0)	20.2m (0)	3:26.26	29.53s	30.92s

Finish Position and metres gained from 800m





PJ Harness Analyser

Sectional Analysis Software - Not just a formguide!

www.facebook.com/PJHarnessRacing



RISE Digital, Harness Racing Australia nor the provider accepts any responsibility for the completeness or accuracy of any of the information contained herein, and makes no representations about its suitability for any particular purpose. Users should make their own judgements about those matters and/or seek independent advice. You assume all risks associated with use of data provided on this page

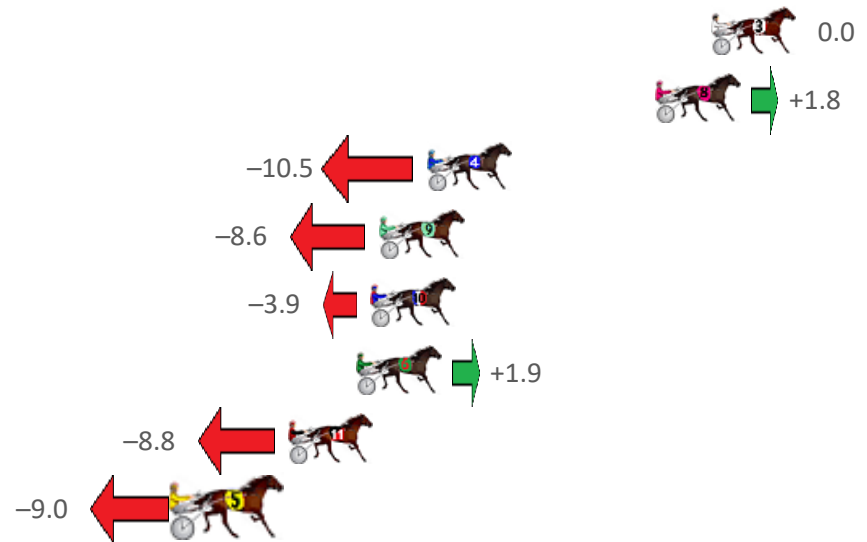
Pinjarra Race 4 Distance 1684m

Monday, 18 September 2023

Gross Time: 2:02.50 MileRate: 1:57.00 LeadTime: 6.10s First Qtr: 29.60s Second Qtr: 29.30s Third Qtr: 29.00s Fourth Qtr: 28.50s

NoHorse	Plc	Mar	800 Posi	400 Posi	Time	3rd Qtr	4th Qtr
3 OUR LILIOU	1	0.0m	0.0m (0)	0.0m (0)	2:02.50	29.00s	28.50s
8 MISTER CONSTITUTI	2	2.2m	4.0m (0)	4.2m (0)	2:02.66	29.01s	28.36s
4 HAVING FUN	3	11.3m	0.8m (1)	1.6m (1)	2:03.35	29.06s	29.19s
9 BILLYJAMES	4	13.2m	4.6m (1)	4.8m (2)	2:03.49	29.02s	29.10s
10 YANKEEDELIGHT	5	13.5m	9.6m (1)	11.2m (1)	2:03.51	29.12s	28.66s
6 ATLANTAS	6	14.1m	16.0m (0)	15.4m (1)	2:03.56	28.96s	28.41s
11 IM DRINKINDOUBLES	7	16.8m	8.0m (0)	8.4m (0)	2:03.76	29.03s	29.10s
5 LILLYROSE	8	21.0m	12.0m (0)	12.6m (0)	2:04.07	29.05s	29.10s

Finish Position and metres gained from 800m





PJ Harness Analyser

Sectional Analysis Software - Not just a formguide!

www.facebook.com/PJHarnessRacing



RISE Digital, Harness Racing Australia nor the provider accepts any responsibility for the completeness or accuracy of any of the information contained herein, and makes no representations about its suitability for any particular purpose. Users should make their own judgements about those matters and/or seek independent advice. You assume all risks associated with use of data provided on this page

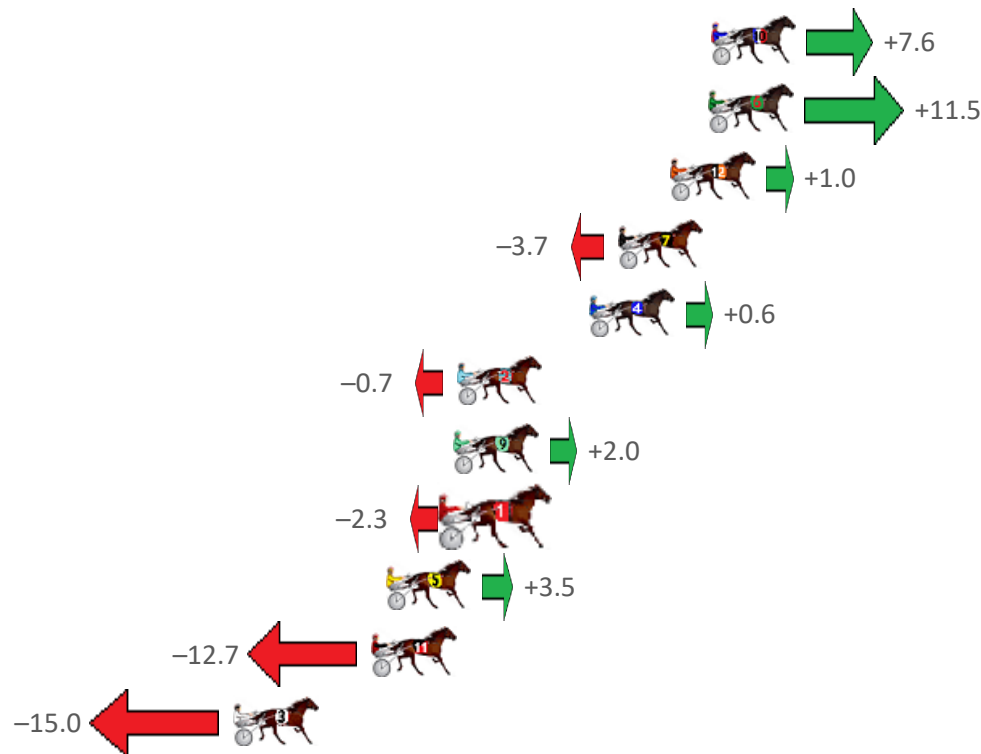
Pinjarra Race 5 Distance 2185m

Monday, 18 September 2023

Gross Time: 2:44.70 MileRate: 2:01.30 LeadTime: 42.20s First Qtr: 32.10s Second Qtr: 29.60s Third Qtr: 30.30s Fourth Qtr: 30.50s

NoHorse	Plc	Mar	800 Posi	400 Posi	Time	3rd Qtr	4th Qtr
10 ASHANTI PRINCESS	1	0.0m	7.6m (2)	8.0m (2)	2:44.70	30.33s	29.89s
6 THINGS CHANGE	2	0.1m	11.6m (2)	12.4m (2)	2:44.71	30.36s	29.57s
12 PASTER TEDESCO	3	1.6m	2.6m (2)	4.0m (2)	2:44.83	30.41s	30.32s
7 SYNCOPATION	4	3.7m	0.0m (0)	0.0m (0)	2:45.00	30.30s	30.78s
4 HOKULANI	5	4.8m	5.4m (1)	9.0m (1)	2:45.08	30.57s	30.18s
2 DEVILS COURAGE	6	10.1m	9.4m (1)	13.2m (1)	2:45.51	30.59s	30.26s
9 DUNAMIS	7	10.2m	12.2m (0)	16.4m (2)	2:45.51	30.62s	30.03s
1 OUR MUSICAL MOTI	8	10.3m	8.0m (0)	9.2m (0)	2:45.52	30.39s	30.58s
5 CUTTING ROSES	9	12.9m	16.4m (0)	14.8m (0)	2:45.73	30.18s	30.36s
11 ELEPHANT ROCK	10	13.5m	0.8m (1)	4.8m (1)	2:45.78	30.60s	31.16s
3 ZIGGEY	11	19.0m	4.0m (0)	5.0m (0)	2:46.22	30.37s	31.56s

Finish Position and metres gained from 800m





PJ Harness Analyser

Sectional Analysis Software - Not just a formguide!

www.facebook.com/PJHarnessRacing



RISE Digital, Harness Racing Australia nor the provider accepts any responsibility for the completeness or accuracy of any of the information contained herein, and makes no representations about its suitability for any particular purpose. Users should make their own judgements about those matters and/or seek independent advice. You assume all risks associated with use of data provided on this page

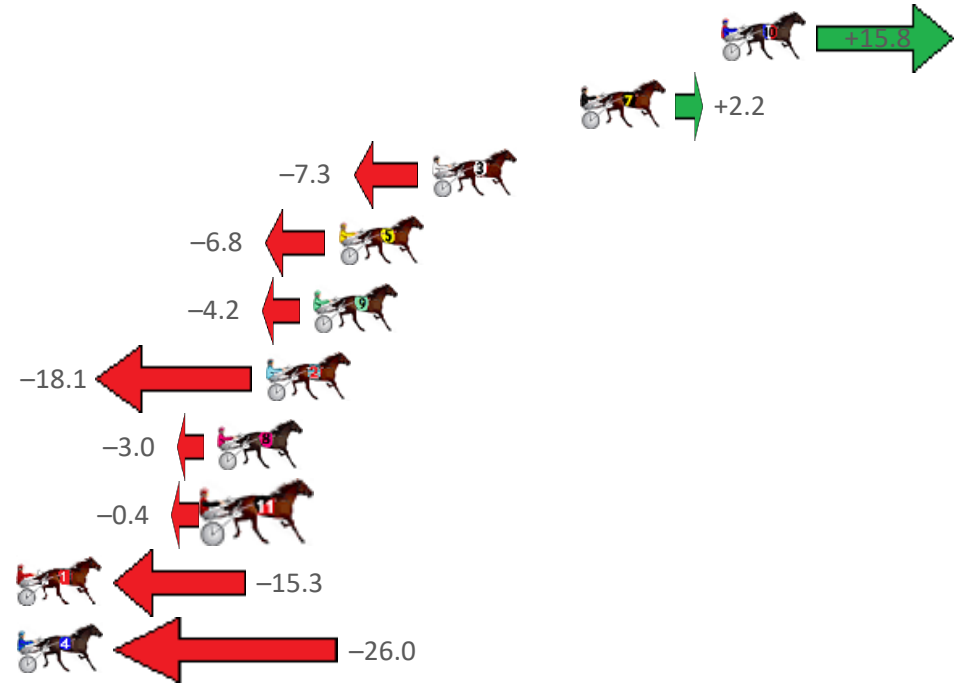
Pinjarra Race 6 Distance 1684m

Monday, 18 September 2023

Gross Time: 2:01.10 MileRate: 1:55.70 LeadTime: 5.80s First Qtr: 27.70s Second Qtr: 29.30s Third Qtr: 29.20s Fourth Qtr: 29.10s

NoHorse	Plc	Mar	800 Posi	400 Posi	Time	3rd Qtr	4th Qtr
10 ICY WINDS	1	0.0m	15.8m (1)	10.2m (1)	2:01.10	28.79s	28.36s
7 SPORT SPORT SPORT	2	5.6m	7.8m (1)	5.6m (2)	2:01.53	29.04s	29.10s
3 SHES LUSH	3	11.5m	4.2m (0)	4.2m (0)	2:01.98	29.20s	29.63s
5 CHERRY ON THE CAK	4	15.2m	8.4m (0)	8.4m (0)	2:02.26	29.20s	29.59s
9 ALL ABOUT RILEY	5	16.2m	12.0m (1)	8.2m (3)	2:02.34	28.93s	29.68s
2 ALLZFAIRNLUVNWA	6	18.1m	0.0m (0)	0.0m (0)	2:02.48	29.20s	30.41s
8 HUNT THE MAGIC	7	20.0m	17.0m (0)	14.4m (1)	2:02.63	29.01s	29.51s
11 ELSAMAY	8	20.2m	19.8m (1)	11.4m (4)	2:02.64	28.59s	29.74s
1 IMAHERO	9	28.1m	12.8m (0)	13.0m (0)	2:03.25	29.22s	30.19s
4 CATCH THE RED EYE	10	29.8m	3.8m (1)	3.4m (1)	2:03.38	29.17s	31.01s

Finish Position and metres gained from 800m





PJ Harness Analyser

Sectional Analysis Software - Not just a formguide!

www.facebook.com/PJHarnessRacing



RISE Digital, Harness Racing Australia nor the provider accepts any responsibility for the completeness or accuracy of any of the information contained herein, and makes no representations about its suitability for any particular purpose. Users should make their own judgements about those matters and/or seek independent advice. You assume all risks associated with use of data provided on this page

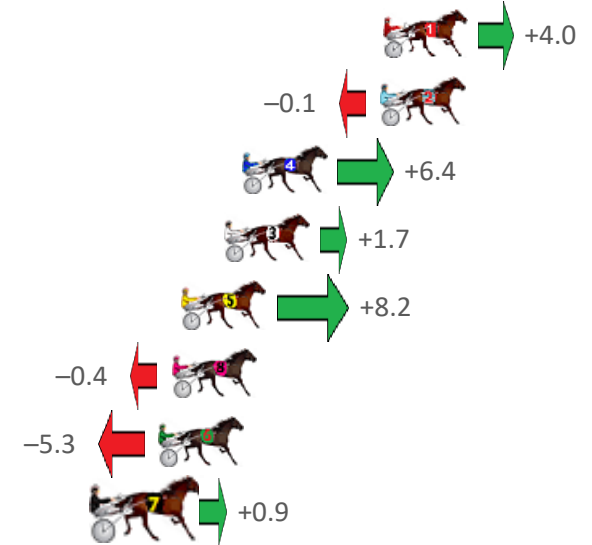
Pinjarra Race 7 Distance 2185m

Monday, 18 September 2023

Gross Time: 2:38.60 MileRate: 1:56.80 LeadTime: 42.50s First Qtr: 30.90s Second Qtr: 28.80s Third Qtr: 28.60s Fourth Qtr: 27.80s

NoHorse	Plc	Mar	800 Posi	400 Posi	Time	3rd Qtr	4th Qtr
1 MISS SASSY	1	0.0m	4.0m (0)	4.2m (0)	2:38.60	28.61s	27.51s
2 PAUL EDWARD	2	0.1m	0.0m (0)	0.0m (0)	2:38.61	28.60s	27.81s
4 BAYARDO	3	5.6m	12.0m (0)	12.8m (0)	2:39.01	28.65s	27.30s
3 ROCKNROLL SASS	4	6.3m	8.0m (1)	7.0m (2)	2:39.06	28.53s	27.75s
5 LONGREACH BAY	5	8.0m	16.2m (0)	17.4m (0)	2:39.18	28.67s	27.15s
8 ETON ROCK	6	8.4m	8.0m (0)	8.6m (0)	2:39.21	28.64s	27.79s
6 MAJOR FREEWAY	7	8.9m	3.6m (1)	3.4m (1)	2:39.25	28.59s	28.18s
7 LITTLE BITOF FUN	8	11.1m	12.0m (1)	11.4m (1)	2:39.41	28.56s	27.78s

Finish Position and metres gained from 800m





PJ Harness Analyser

Sectional Analysis Software - Not just a formguide!

www.facebook.com/PJHarnessRacing



RISE Digital, Harness Racing Australia nor the provider accepts any responsibility for the completeness or accuracy of any of the information contained herein, and makes no representations about its suitability for any particular purpose. Users should make their own judgements about those matters and/or seek independent advice. You assume all risks associated with use of data provided on this page

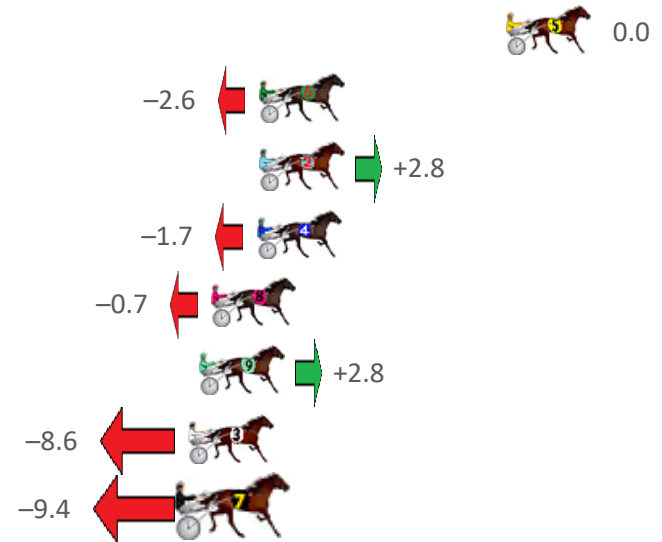
Pinjarra Race 8 Distance 2631m

Monday, 18 September 2023

Gross Time: 3:19.50 MileRate: 2:02.00 LeadTime: 79.90s First Qtr: 31.30s Second Qtr: 30.70s Third Qtr: 28.90s Fourth Qtr: 28.70s

NoHorse	Plc	Mar	800 Posi	400 Posi	Time	3rd Qtr	4th Qtr
5 MY LITTLE BIG MAN	1	0.0m	0.0m (0)	0.0m (0)	3:19.50	28.90s	28.70s
6 TUMBLIN DICE	2	9.8m	7.2m (1)	13.6m (2)	3:20.24	29.36s	28.43s
2 GENERAL JOLT	3	9.8m	12.6m (0)	19.8m (0)	3:20.24	29.41s	27.99s
4 HES ROYAL BLUE	4	9.9m	8.2m (0)	13.6m (0)	3:20.25	29.29s	28.44s
8 MACHLANI	5	11.7m	11.0m (1)	16.2m (1)	3:20.38	29.27s	28.38s
9 DISCO UNDER FIRE	6	12.2m	15.0m (1)	20.4m (1)	3:20.42	29.28s	28.11s
3 ISAIDBOO	7	12.6m	4.0m (0)	8.8m (0)	3:20.45	29.24s	28.97s
7 FLEUR DU MAQUIS	8	12.6m	3.2m (1)	10.8m (1)	3:20.45	29.44s	28.83s

Finish Position and metres gained from 800m





PJ Harness Analyser

Sectional Analysis Software - Not just a formguide!

www.facebook.com/PJHarnessRacing



RISE Digital, Harness Racing Australia nor the provider accepts any responsibility for the completeness or accuracy of any of the information contained herein, and makes no representations about its suitability for any particular purpose. Users should make their own judgements about those matters and/or seek independent advice. You assume all risks associated with use of data provided on this page