

# Pinjarra Race 1 Distance 2185m

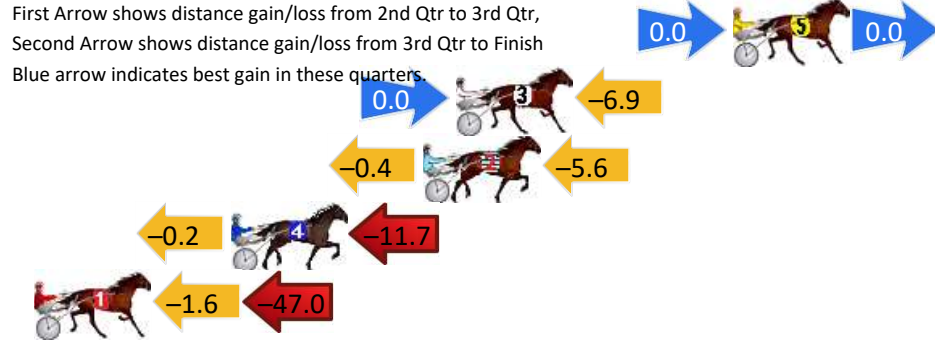
Monday, 13 May 2024

Gross Time: 2:48.30 MileRate: 2:04.00 LeadTime: 44.30s First Qtr: 34.50s Second Qtr: 30.60s Third Qtr: 29.80s Fourth Qtr: 29.10s

DATA TABLE: 800 / 400 Posi's are position from leader and (how wide the horse was at that position)

NoHorse	Plc	Mar	800 Posi	400 Posi	Time	3rd Qtr	4th Qt
5 BEEFOUR BACARDI	1	0.0m	0.0m (0)	0.0m (0)	2:48.30	29.80s	29.10s
3 TENNERSON	2	11.1m	4.2m (0)	4.2m (0)	2:49.15	29.81s	29.60s
2 SELLUNE	3	12.4m	6.4m (1)	6.8m (2)	2:49.25	29.83s	29.51s
4 ONE BID BUYS	4	20.1m	8.2m (0)	8.4m (0)	2:49.83	29.82s	29.95s
1 MRIYA DREAM	5	50.6m	2.0m (1)	3.6m (1)	2:52.16	29.96s	32.50s

## Finish Position and metres gained



Visual positions in race at 2nd Quarter



Visual positions in race at 3rd Quarter

# Pinjarra Race 2 Distance 2185m

Monday, 13 May 2024

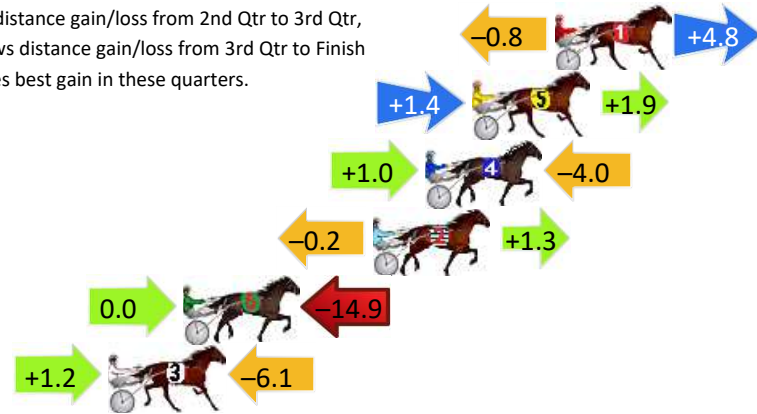
Gross Time: 2:46.00 MileRate: 2:02.20 LeadTime: 45.10s First Qtr: 32.30s Second Qtr: 30.80s Third Qtr: 28.50s Fourth Qtr: 29.30s

DATA TABLE: 800 / 400 Posi's are position from leader and (how wide the horse was at that position)

NoHorse	Plc	Mar	800 Posi	400 Posi	Time	3rd Qtr	4th Qt
1 MAJOR MIKI WHITBY	1	0.0m	4.0m (0)	4.8m (0)	2:46.00	28.56s	28.95s
5 NOBLE THORONDOR	2	3.3m	6.6m (1)	5.2m (1)	2:46.25	28.40s	29.16s
4 COMO EL VIENTO	3	5.2m	2.2m (1)	1.2m (1)	2:46.40	28.42s	29.59s
2 WRITE RITE RIGHT	4	7.3m	8.4m (0)	8.6m (2)	2:46.56	28.52s	29.21s
6 INTO THE FUTURE	5	14.9m	0.0m (0)	0.0m (0)	2:47.14	28.49s	30.39s
3 WORLD COMBINATION	6	17.9m	13.0m (0)	11.8m (0)	2:47.38	28.41s	29.74s


## Finish Position and metres gained

First Arrow shows distance gain/loss from 2nd Qtr to 3rd Qtr, Second Arrow shows distance gain/loss from 3rd Qtr to Finish  
Blue arrow indicates best gain in these quarters.



800

Visual positions in race at 2nd Quarter



400

Visual positions in race at 3rd Quarter



# Pinjarra Race 3 Distance 1684m

Monday, 13 May 2024

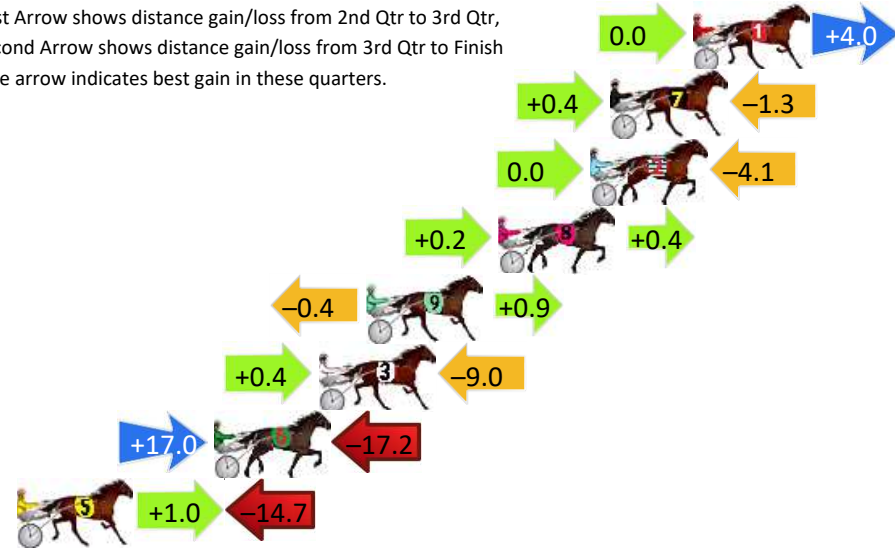
Gross Time: 2:05.60 MileRate: 2:00.00 LeadTime: 5.00s First Qtr: 31.00s Second Qtr: 31.10s Third Qtr: 29.40s Fourth Qtr: 29.10s

DATA TABLE: 800 / 400 Posi's are position from leader and (how wide the horse was at that position)

No	Horse	Plc	Mar	800 Posi	400 Posi	Time	3rd Qtr	4th Qt
1	IDEAL INTEREST	1	0.0m	4.0m (0)	4.0m (0)	2:05.60	29.40s	28.81s
7	SPICE PACKAGE	2	3.3m	2.4m (1)	2.0m (1)	2:05.85	29.37s	29.19s
2	WORLD OF ROCK	3	4.1m	0.0m (0)	0.0m (0)	2:05.91	29.40s	29.40s
8	GLOBAL HERITAGE	4	7.8m	8.4m (0)	8.2m (0)	2:06.20	29.39s	29.07s
9	MARLEDIE	5	13.1m	13.6m (0)	14.0m (0)	2:06.60	29.43s	29.03s
3	STAR OF THE GALAXY	6	15.0m	6.4m (1)	6.0m (1)	2:06.75	29.37s	29.75s
6	IDONTWANABEAPIRATE	7	19.2m	19.0m (1)	2.0m (2)	2:07.07	28.17s	30.34s
5	IM GRAFTER	8	27.1m	13.4m (1)	12.4m (1)	2:07.67	29.33s	30.16s

## Finish Position and metres gained

First Arrow shows distance gain/loss from 2nd Qtr to 3rd Qtr, Second Arrow shows distance gain/loss from 3rd Qtr to Finish  
Blue arrow indicates best gain in these quarters.



800

Visual positions in race at 2nd Quarter



400

Visual positions in race at 3rd Quarter



# Pinjarra Race 4 Distance 1684m

Monday, 13 May 2024


Gross Time: 2:03.80 MileRate: 1:58.30 LeadTime: 5.40s First Qtr: 28.10s Second Qtr: 32.00s Third Qtr: 28.40s Fourth Qtr: 29.90s

DATA TABLE: 800 / 400 Posi's are position from leader and (how wide the horse was at that position)

NoHorse	Plc	Mar	800 Posi	400 Posi	Time	3rd Qtr	4th Qt
4 MONEY TIME MADNESS	1	0.0m	0.0m (0)	0.0m (0)	2:03.80	28.40s	29.90s
5 ITSOKTOBEGREY	2	1.5m	10.2m (1)	6.0m (1)	2:03.92	28.10s	29.57s
1 LUNETTA	3	2.5m	5.6m (0)	4.2m (0)	2:04.00	28.30s	29.77s
9 SWITCH BLADE	4	4.7m	5.6m (1)	1.6m (1)	2:04.17	28.10s	30.13s
2 PERFECT MOVE	5	5.5m	9.6m (0)	8.8m (0)	2:04.23	28.35s	29.65s
6 SONIC SEELSTER	6	11.8m	15.6m (1)	4.6m (2)	2:04.72	27.59s	30.44s
7 FOLLOW THEROCKSTAR	7	13.6m	20.0m (0)	13.8m (0)	2:04.87	27.95s	29.89s
3 ALREDDY FLYIN	8	69.3m	20.4m (1)	15.4m (1)	2:09.23	27.94s	33.91s
8 TERASITA	9	101.2m	14.2m (0)	19.2m (0)	2:11.73	28.61s	36.00s


## Finish Position and metres gained

First Arrow shows distance gain/loss from 2nd Qtr to 3rd Qtr, Second Arrow shows distance gain/loss from 3rd Qtr to Finish  
Blue arrow indicates best gain in these quarters.



800

Visual positions in race at 2nd Quarter



400

Visual positions in race at 3rd Quarter





# Pinjarra Race 5 Distance 2185m

Monday, 13 May 2024

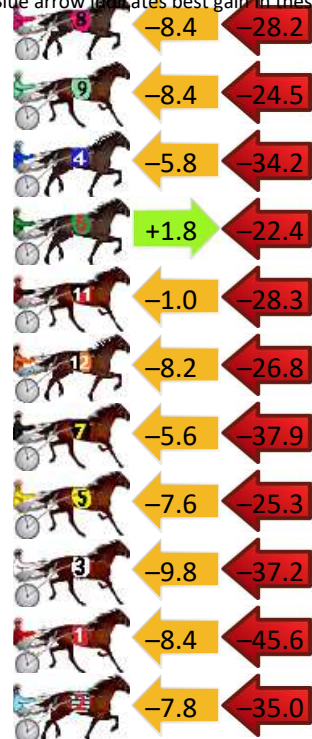
Gross Time: 2:43.70 MileRate: 2:00.60 LeadTime: 42.90s First Qtr: 30.70s Second Qtr: 30.10s Third Qtr: 29.40s Fourth Qtr: 30.60s

DATA TABLE: 800 / 400 Posi's are position from leader and (how wide the horse was at that position)

No	Horse	Plc	Mar	800 Posi	400 Posi	Time	3rd Qtr	4th Qt
10	MAJOR CLASS	1	0.0m	9.4m (2)	0.0m (0)	2:43.70	28.70s	30.60s
8	BETTOR BE BUCKS	2	40.6m	4.0m (0)	12.4m (0)	2:46.95	29.98s	32.75s
9	KINSAABI	3	40.9m	8.0m (0)	16.4m (0)	2:46.97	29.99s	32.46s
4	DELIGHTABLE	4	41.8m	1.8m (1)	7.6m (1)	2:47.05	29.78s	33.20s
6	WHITBYS WORLD	5	42.4m	21.8m (0)	20.0m (2)	2:47.10	29.23s	32.30s
11	CAPPY THE FIREY	6	43.5m	14.2m (2)	15.2m (2)	2:47.18	29.43s	32.75s
12	STRIKING A DEAL	7	47.4m	12.4m (0)	20.6m (0)	2:47.50	29.97s	32.64s
7	MIKI SPRING STEP	8	48.5m	5.0m (2)	10.6m (2)	2:47.58	29.76s	33.48s
5	WENDY MAY SUE	9	49.5m	16.6m (0)	24.2m (2)	2:47.66	29.93s	32.52s
3	FOLLOW THE JEWELS	10	53.0m	6.0m (1)	15.8m (1)	2:47.94	30.08s	33.43s
1	KRIPKE	11	54.0m	0.0m (0)	8.4m (0)	2:48.02	29.96s	34.07s
2	AKICITA	12	55.0m	12.2m (1)	20.0m (1)	2:48.10	29.93s	33.26s

## Finish Position and metres gained

First Arrow shows distance gain/loss from 2nd Qtr to 3rd Qtr, Second Arrow shows distance gain/loss from 3rd Qtr to Finish. Blue arrow indicates best gain in these quarters.



800

Visual positions in race at 2nd Quarter



400

Visual positions in race at 3rd Quarter



Sectional Analysis Software  
Not just form | Free Trial



RISE Digital, Harness Racing Australia nor the provider accepts any responsibility for the completeness or accuracy of any of the information contained herein, and makes no representations about its suitability for any particular purpose. Users should make their own judgements about those matters and/or seek independent advice. You assume all risks associated with use of data provided on this page

www.facebook.com/PJHarnessRacing

# Pinjarra Race 6 Distance 2185m

Monday, 13 May 2024

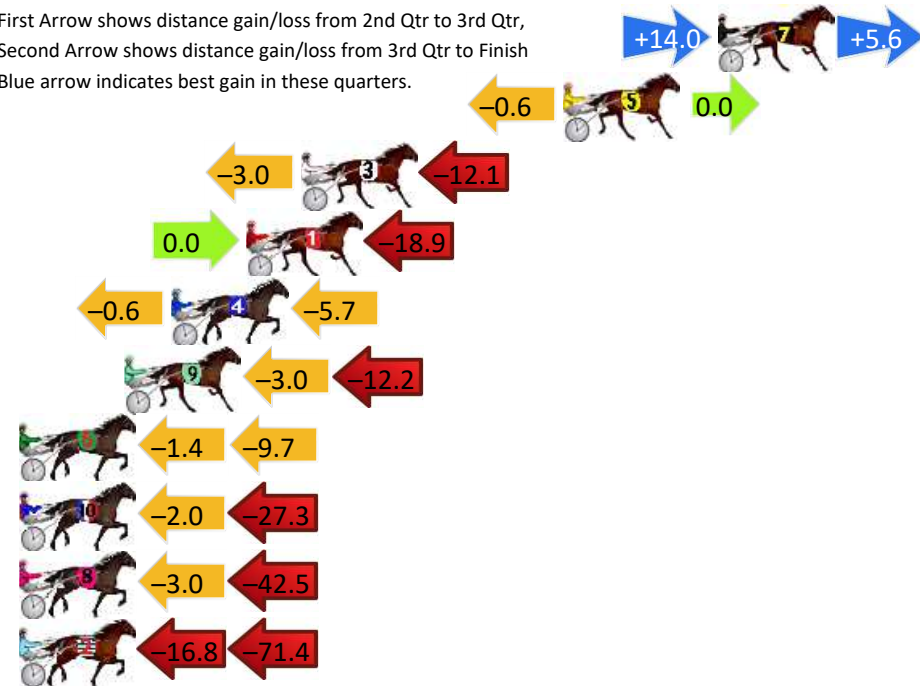
Gross Time: 2:40.40 MileRate: 1:58.20 LeadTime: 41.90s First Qtr: 31.20s Second Qtr: 28.90s Third Qtr: 28.90s Fourth Qtr: 29.50s

DATA TABLE: 800 / 400 Posi's are position from leader and (how wide the horse was at that position)

No	Horse	Plc	Mar	800 Posi	400 Posi	Time	3rd Qtr	4th Qt
7	THE STATE OF ART	1	0.0m	19.6m (1)	5.6m (3)	2:40.40	27.89s	29.09s
5	ONLY ME AND LOU	2	6.2m	5.6m (1)	6.2m (2)	2:40.88	28.94s	29.50s
3	ITS JUSTA SHOTAWAY	3	16.7m	1.6m (1)	4.6m (1)	2:41.69	29.11s	30.39s
1	ROCKNROLL TRAIN	4	18.9m	0.0m (0)	0.0m (0)	2:41.86	28.89s	30.89s
4	RESOLUTION	5	21.9m	15.6m (1)	16.2m (2)	2:42.09	28.94s	29.92s
9	STRAYLYA	6	23.8m	8.6m (0)	11.6m (1)	2:42.24	29.11s	30.39s
6	JAMIE KIM	7	29.1m	18.0m (0)	19.4m (0)	2:42.65	28.99s	30.21s
10	DUNAMIS	8	42.5m	13.2m (0)	15.2m (0)	2:43.69	29.02s	31.50s
8	THE DUBLIN XPRESS	9	49.7m	4.2m (0)	7.2m (0)	2:44.24	29.09s	32.62s
2	SCUTTLEBUTT	10	99.4m	11.2m (1)	28.0m (0)	2:48.09	30.07s	34.74s

## Finish Position and metres gained

First Arrow shows distance gain/loss from 2nd Qtr to 3rd Qtr, Second Arrow shows distance gain/loss from 3rd Qtr to Finish  
Blue arrow indicates best gain in these quarters.



800

Visual positions in race at 2nd Quarter



400

Visual positions in race at 3rd Quarter



Powered by **PJ Harness Analyser**

Sectional Analysis Software

Not just form | Free Trial

[www.facebook.com/PJHarnessRacing](http://www.facebook.com/PJHarnessRacing)



RISE Digital, Harness Racing Australia nor the provider accepts any responsibility for the completeness or accuracy of any of the information contained herein, and makes no representations about its suitability for any particular purpose. Users should make their own judgements about those matters and/or seek independent advice. You assume all risks associated with use of data provided on this page


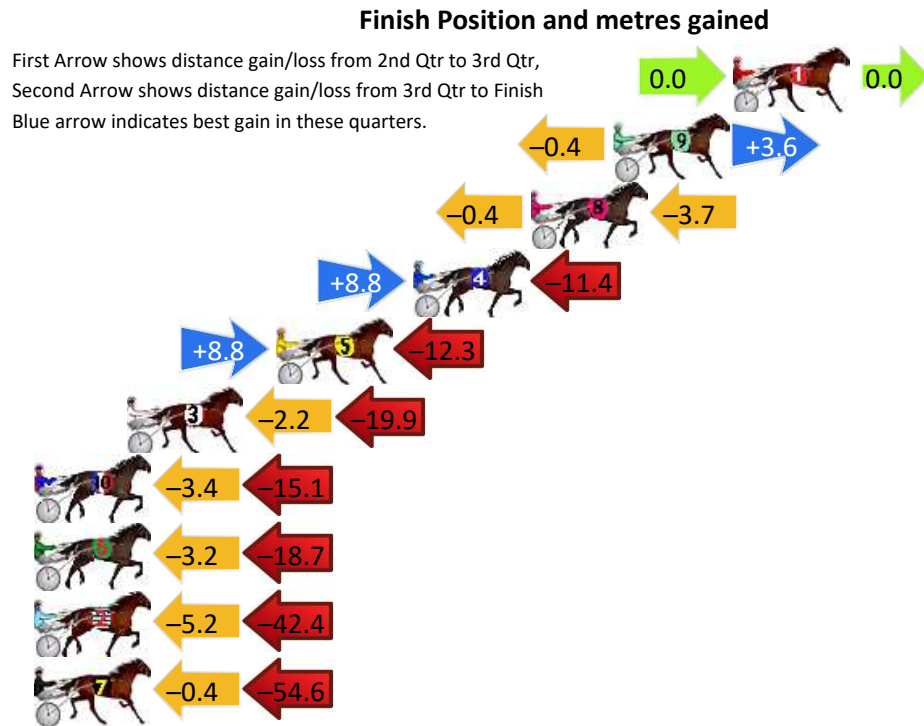
# Pinjarra Race 7 Distance 2185m

Monday, 13 May 2024

Gross Time: 2:39.20 MileRate: 1:57.30 LeadTime: 41.60s First Qtr: 30.90s Second Qtr: 30.10s Third Qtr: 28.40s Fourth Qtr: 28.20s

DATA TABLE: 800 / 400 Posi's are position from leader and (how wide the horse was at that position)

No	Horse	Plc	Mar	800 Posi	400 Posi	Time	3rd Qtr	4th Qt
1	BLAZE ON	1	0.0m	0.0m (0)	0.0m (0)	2:39.20	28.40s	28.20s
9	SOHO FIRESTONE	2	4.8m	8.0m (0)	8.4m (0)	2:39.56	28.43s	27.95s
8	MISTER RIDGEWELL	3	8.1m	4.0m (0)	4.4m (0)	2:39.80	28.43s	28.46s
4	CALLMEWHATUWANT	4	12.8m	10.2m (2)	1.4m (2)	2:40.15	27.78s	29.00s
5	LADY PRIMA DONNA	5	18.3m	14.8m (2)	6.0m (2)	2:40.56	27.78s	29.06s
3	MAJOR FREEWAY	6	24.3m	2.2m (1)	4.4m (1)	2:41.00	28.56s	29.60s
10	THE FALCON PRINCE	7	30.5m	12.0m (0)	15.4m (0)	2:41.46	28.64s	29.26s
6	CALL TO ARMS	8	38.1m	16.2m (0)	19.4m (0)	2:42.02	28.63s	29.51s
2	JINGLING JEWELS	9	54.2m	6.6m (1)	11.8m (1)	2:43.22	28.78s	31.17s
7	ANOTHERBIGMAN	10	73.2m	18.2m (1)	18.6m (1)	2:44.62	28.44s	32.03s





# Pinjarra Race 8 Distance 2185m

Monday, 13 May 2024

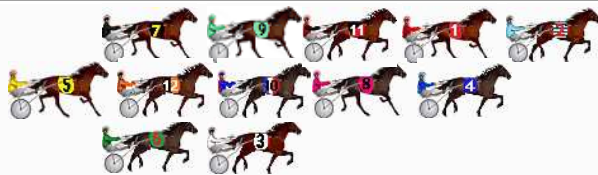

Gross Time: 2:43.70 MileRate: 2:00.50 LeadTime: 44.80s First Qtr: 31.70s Second Qtr: 31.70s Third Qtr: 28.10s Fourth Qtr: 27.40s

DATA TABLE: 800 / 400 Posi's are position from leader and (how wide the horse was at that position)

No	Horse	Plc	Mar	800 Posi	400 Posi	Time	3rd Qtr	4th Qt
8	MADAM PUBLISHER	1	0.0m	7.8m (1)	1.4m (1)	2:43.70	27.66s	27.30s
2	SEAGRASS	2	7.6m	0.0m (0)	0.0m (0)	2:44.25	28.11s	27.92s
10	WATCH ME WAVE	3	14.7m	11.6m (1)	6.4m (1)	2:44.76	27.75s	27.97s
12	JUSTMOREBLING	4	31.6m	15.6m (1)	14.0m (1)	2:45.98	28.00s	28.60s
11	IDEAL IVANA	5	33.1m	8.2m (0)	14.6m (3)	2:46.09	28.56s	28.66s
5	DISPATCHER	6	41.6m	20.0m (1)	19.6m (3)	2:46.70	28.09s	28.90s
6	SPIRITOFANANGEL	7	42.7m	16.2m (2)	23.4m (4)	2:46.78	28.61s	28.71s
7	SHIRLEY	8	44.8m	16.2m (0)	23.0m (0)	2:46.93	28.59s	28.88s
9	WHERES FLARE	9	47.1m	12.0m (0)	18.6m (0)	2:47.10	28.58s	29.34s
3	DANNIKA	10	70.9m	12.0m (2)	26.6m (2)	2:48.81	29.15s	30.42s
1	SASSY DANCER	11	71.3m	4.2m (0)	11.0m (0)	2:48.84	28.62s	31.51s
4	CINDYS SECRET	12	90.5m	3.6m (1)	17.2m (2)	2:50.23	29.10s	32.39s

## Finish Position and metres gained

First Arrow shows distance gain/loss from 2nd Qtr to 3rd Qtr, Second Arrow shows distance gain/loss from 3rd Qtr to Finish  
Blue arrow indicates best gain in these quarters.



800

Visual positions in race at 2nd Quarter



400

Visual positions in race at 400m



Powered by **PJ Harness Analyser**

Sectional Analysis Software  
Not just form | Free Trial



RISE Digital, Harness Racing Australia nor the provider accepts any responsibility for the completeness or accuracy of any of the information contained herein, and makes no representations about its suitability for any particular purpose. Users should make their own judgements about those matters and/or seek independent advice. You assume all risks associated with use of data provided on this page

[www.facebook.com/PJHarnessRacing](http://www.facebook.com/PJHarnessRacing)



# Pinjarra Race 9 Distance 2185m

Monday, 13 May 2024


Gross Time: 2:39.40 MileRate: 1:57.40 LeadTime: 41.90s First Qtr: 30.90s Second Qtr: 29.60s Third Qtr: 27.70s Fourth Qtr: 29.30s

DATA TABLE: 800 / 400 Posi's are position from leader and (how wide the horse was at that position)

No	Horse	Plc	Mar	800 Posi	400 Posi	Time	3rd Qtr	4th Qt
9	COLORADO BANNER	1	0.0m	8.2m (0)	10.8m (1)	2:39.40	27.91s	28.51s
1	HI SUGA RUSH	2	0.8m	0.0m (0)	0.0m (0)	2:39.46	27.70s	29.36s
10	DOURADO	3	4.2m	10.8m (1)	7.0m (2)	2:39.72	27.44s	29.10s
5	CODENAME MARCUS	4	8.0m	20.6m (1)	17.6m (1)	2:40.01	27.51s	28.60s
4	SWAGGER MAN	5	8.2m	16.0m (1)	12.2m (2)	2:40.03	27.44s	29.01s
3	IM LORD LOGAN	6	12.3m	6.6m (1)	7.2m (1)	2:40.35	27.73s	29.67s
7	VANDERBILT	7	12.9m	2.4m (1)	3.0m (1)	2:40.39	27.72s	30.02s
2	KOPPER KOTE	8	14.7m	12.4m (0)	14.6m (0)	2:40.53	27.86s	29.31s
6	CASTELLA DELLACQUA	9	18.9m	17.4m (0)	20.6m (0)	2:40.85	27.93s	29.18s
8	IM DRINKINDOUBLES	10	29.3m	4.2m (0)	7.2m (0)	2:41.65	27.87s	30.91s

## Finish Position and metres gained

First Arrow shows distance gain/loss from 2nd Qtr to 3rd Qtr, Second Arrow shows distance gain/loss from 3rd Qtr to Finish  
Blue arrow indicates best gain in these quarters.



800

Visual positions in race at 2nd Quarter



400

Visual positions in race at 3rd Quarter

