

# Pinjarra Race 1 Distance 2185m

Monday, 8 July 2024

Gross Time: 2:43.10 MileRate: 2:00.10 LeadTime: 42.70s First Qtr: 31.90s Second Qtr: 30.40s Third Qtr: 28.40s Fourth Qtr: 29.70s

DATA TABLE: 800 / 400 Posi's are position from leader and (how wide the horse was at that position)

No	Horse	Plc	Mar	800 Posi	400 Posi	Time	3rd Qtr	4th Qt
2	CRUNCHEE	1	0.0m	1.6m (1)	0.0m (1)	2:43.10	28.28s	29.70s
11	TWILIGHT TANGO	2	2.1m	11.8m (1)	1.0m (2)	2:43.26	27.62s	29.78s
8	IT IS CRUNCH TIME	3	5.9m	17.4m (0)	10.0m (2)	2:43.56	27.87s	29.40s
5	SHES ALL GO	4	8.7m	7.4m (1)	6.2m (1)	2:43.78	28.31s	29.88s
6	LAZARUS STAR	5	12.5m	0.0m (0)	3.2m (0)	2:44.07	28.62s	30.39s
12	DAMAGE DONE	6	12.6m	16.2m (1)	6.0m (2)	2:44.08	27.65s	30.19s
9	CIGANDA	7	13.3m	21.8m (0)	15.2m (2)	2:44.14	27.93s	29.56s
1	LITTLE MISS MOLLY	8	14.6m	13.2m (0)	16.6m (0)	2:44.24	28.65s	29.55s
3	ROCKY MAGUIRE	9	15.0m	8.6m (0)	11.4m (1)	2:44.27	28.60s	29.97s
4	RUN BOB RUN	10	16.9m	4.6m (0)	7.8m (0)	2:44.42	28.62s	30.37s
7	BY ROYAL COMMAND	11	17.6m	21.0m (1)	20.8m (2)	2:44.47	28.39s	29.46s
13	MAJOR TYPHOON	12	17.9m	25.0m (1)	19.4m (1)	2:44.49	28.00s	29.59s

## Finish Position and metres gained

First Arrow shows distance gain/loss from 2nd Qtr to 3rd Qtr, Second Arrow shows distance gain/loss from 3rd Qtr to Finish  
Blue arrow indicates best gain in these quarters.



800

Visual positions in race at 2nd Quarter



400

Visual positions in race at 3rd Quarter



# Pinjarra Race 2 Distance 2185m

Monday, 8 July 2024



Gross Time: 2:44.60 MileRate: 2:01.20 LeadTime: 42.50s First Qtr: 29.60s Second Qtr: 31.40s Third Qtr: 30.00s Fourth Qtr: 31.10s

DATA TABLE: 800 / 400 Posi's are position from leader and (how wide the horse was at that position)

No	Horse	Plc	Mar	800 Posi	400 Posi	Time	3rd Qtr	4th Qt
8	HOLD THAT GOLD	1	0.0m	8.2m (1)	5.6m (1)	2:44.60	29.81s	30.67s
4	SELLUNE	2	1.8m	4.2m (0)	4.0m (0)	2:44.75	29.99s	30.93s
5	ELISH STAR	3	13.7m	0.0m (0)	0.0m (0)	2:45.71	29.98s	32.16s
1	THE BEAT	4	16.1m	18.4m (1)	12.0m (1)	2:45.91	29.51s	31.42s
6	MAJESTIC MARION	5	17.4m	8.4m (0)	8.8m (0)	2:46.01	30.02s	31.76s
9	ELEGANT PEAK	6	36.1m	4.2m (1)	1.6m (1)	2:47.54	29.76s	33.77s
2	MRIYA DREAM	7	46.3m	15.2m (0)	14.8m (0)	2:48.36	29.93s	33.54s
7	PEACHEE	8	110.2m	60.0m (0)	80.0m (0)	2:53.56	31.48s	33.43s
3	DREAMBIGAIMHIGH	9	157.0m	21.4m (2)	60.0m (0)	2:57.37	32.80s	38.60s

## Finish Position and metres gained

First Arrow shows distance gain/loss from 2nd Qtr to 3rd Qtr, Second Arrow shows distance gain/loss from 3rd Qtr to Finish. Blue arrow indicates best gain in these quarters.



# Pinjarra Race 3 Distance 1684m

Monday, 8 July 2024



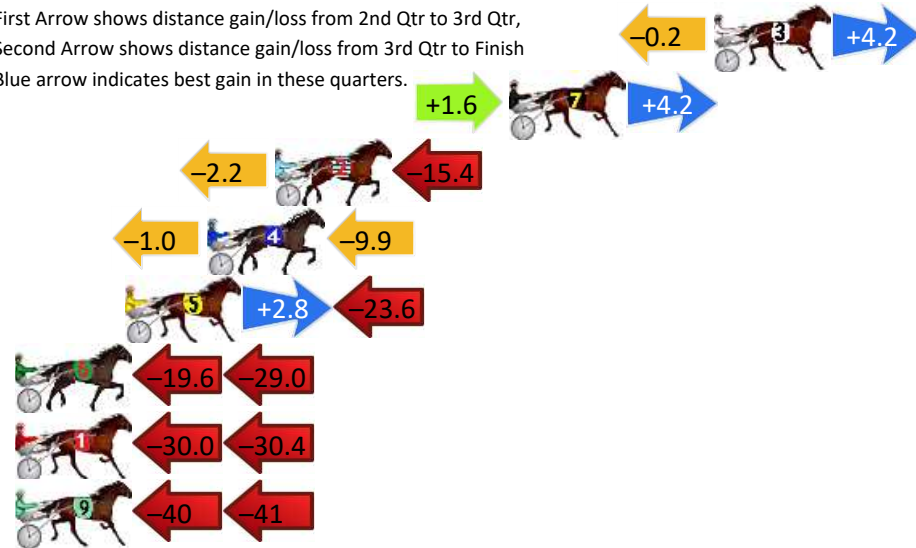
Gross Time: 2:04.50 MileRate: 1:59.00 LeadTime: 5.30s First Qtr: 29.60s Second Qtr: 32.00s Third Qtr: 28.50s Fourth Qtr: 29.10s

DATA TABLE: 800 / 400 Posi's are position from leader and (how wide the horse was at that position)

No	Horse	Plc	Mar	800 Posi	400 Posi	Time	3rd Qtr	4th Qt
3	GOGGINS	1	0.0m	4.0m (0)	4.2m (1)	2:04.50	28.52s	28.80s
7	AIR MARSHAL	2	8.2m	14.0m (0)	12.4m (1)	2:05.13	28.39s	28.80s
2	HOLD YOUR FIRE	3	17.6m	0.0m (0)	2.2m (0)	2:05.84	28.65s	30.21s
4	IM GRAFTER	4	20.3m	9.4m (0)	10.4m (0)	2:06.05	28.56s	29.82s
5	IDONTWANABEAPIR ATE	5	23.6m	2.8m (1)	0.0m (1)	2:06.30	28.28s	30.81s
6	IT AINTEASY	6	56.0m	7.4m (1)	27.0m (1)	2:08.78	29.88s	31.20s
1	ROLLING IN CLASS	7	100.4m	40.0m (0)	70.0m (0)	2:12.16	30.63s	31.30s
9	YO ADRIAN	8	200.5m	120.0m (0)	160.0m (0)	2:19.81	31.33s	32.03s

## Finish Position and metres gained

First Arrow shows distance gain/loss from 2nd Qtr to 3rd Qtr,  
Second Arrow shows distance gain/loss from 3rd Qtr to Finish  
Blue arrow indicates best gain in these quarters.



Visual positions in race at 2nd Quarter

Visual positions in race at 3rd Quarter



# Pinjarra Race 4 Distance 1684m

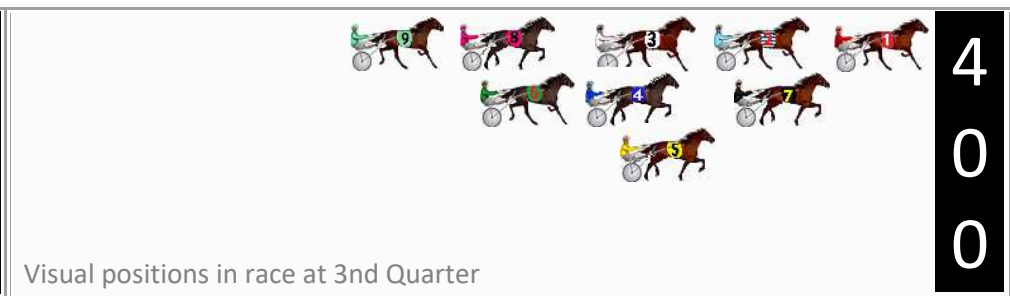

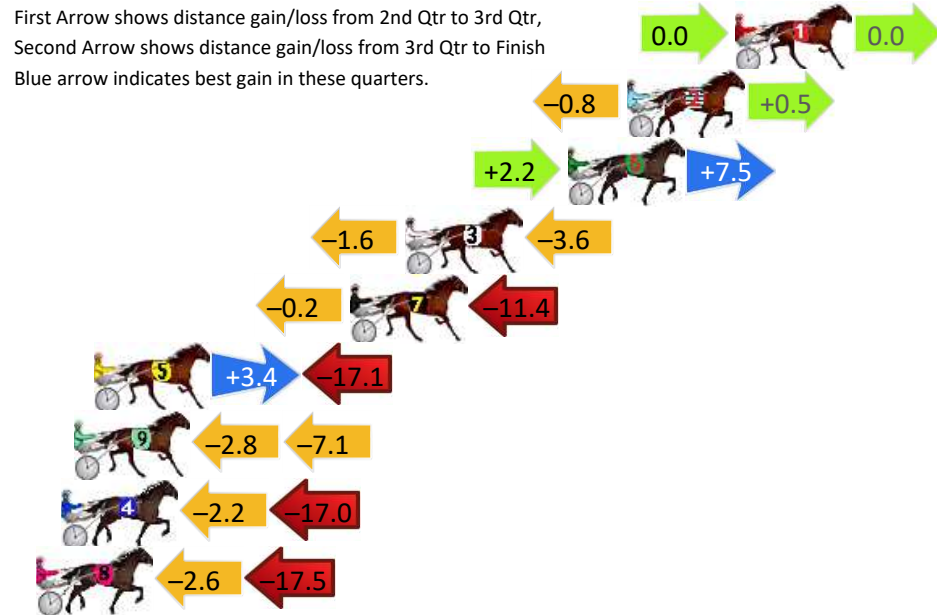
Monday, 8 July 2024

Gross Time: 2:04.00 MileRate: 1:58.50 LeadTime: 5.90s First Qtr: 27.10s Second Qtr: 32.10s Third Qtr: 30.70s Fourth Qtr: 28.20s

DATA TABLE: 800 / 400 Posi's are position from leader and (how wide the horse was at that position)

No	Horse	Plc	Mar	800 Posi	400 Posi	Time	3rd Qtr	4th Qt
1	ITSOKTOBEGREY	1	0.0m	0.0m (0)	0.0m (0)	2:04.00	30.70s	28.20s
2	CONTROL QUEEN	2	4.3m	4.0m (0)	4.8m (0)	2:04.32	30.76s	28.16s
6	ALTAR	3	6.7m	16.4m (1)	14.2m (1)	2:04.50	30.52s	27.67s
3	ALLWOODS CHEVRON	4	13.2m	8.0m (0)	9.6m (0)	2:04.98	30.83s	28.45s
7	SWITCH BLADE	5	15.4m	3.8m (1)	4.0m (1)	2:05.14	30.75s	29.00s
5	FLY EAGLEROSE	6	25.7m	12.0m (1)	8.6m (2)	2:05.90	30.50s	29.40s
9	VYBRANT	7	26.5m	16.6m (0)	19.4m (0)	2:05.96	30.93s	28.70s
4	FOLLOW THEROCKSTAR	8	27.0m	7.8m (1)	10.0m (1)	2:06.00	30.91s	29.39s
8	MARLEDIE	9	32.5m	12.4m (0)	15.0m (0)	2:06.41	30.94s	29.43s

## Finish Position and metres gained



# Pinjarra Race 5 Distance 2185m



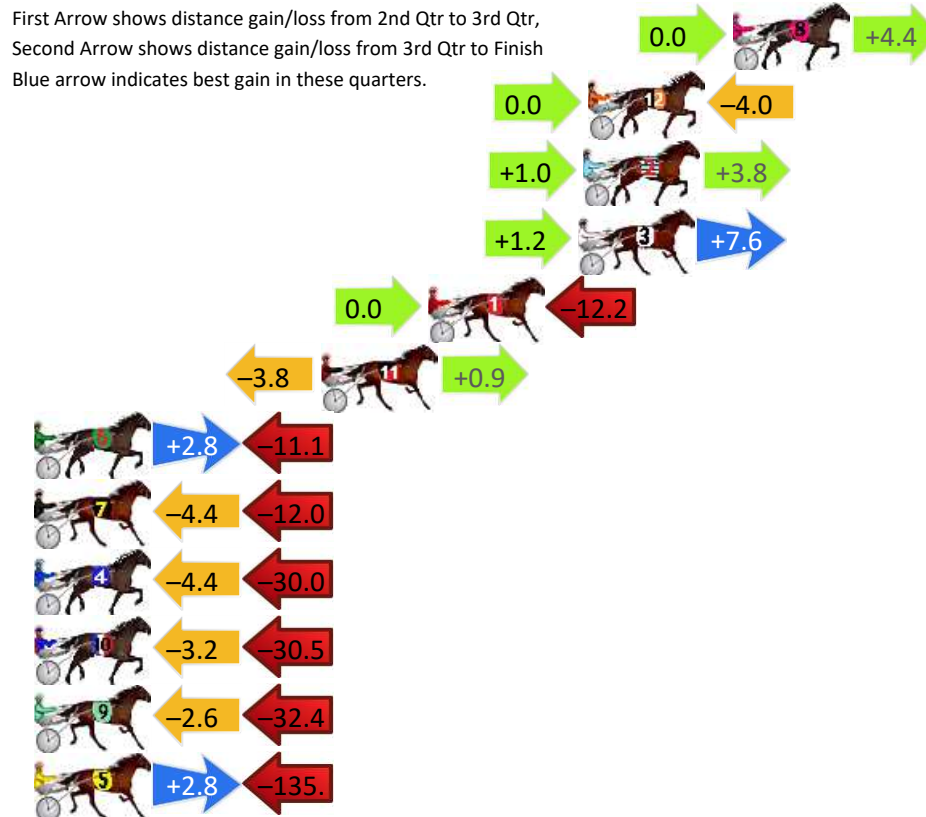
Monday, 8 July 2024

Gross Time: 2:46.20 MileRate: 2:02.40 LeadTime: 43.10s First Qtr: 30.60s Second Qtr: 31.60s Third Qtr: 29.30s Fourth Qtr: 31.60s

DATA TABLE: 800 / 400 Posi's are position from leader and (how wide the horse was at that position)

No	Horse	Plc	Mar	800 Posi	400 Posi	Time	3rd Qtr	4th Qt
8	EBEE AVIATOR	1	0.0m	4.4m (0)	4.4m (0)	2:46.20	29.31s	31.25s
12	THINGS CHANGE	2	5.8m	1.8m (1)	1.8m (1)	2:46.68	29.29s	31.91s
2	MIDWIFE CALLING	3	6.0m	10.8m (1)	9.8m (1)	2:46.70	29.24s	31.30s
3	CAPTURE THE FLAME	4	6.2m	15.0m (2)	13.8m (1)	2:46.71	29.23s	31.00s
1	JUST A HAPPY MAN	5	12.2m	0.0m (0)	0.0m (0)	2:47.21	29.27s	32.56s
11	LUCY HELEN	6	16.5m	13.6m (0)	17.4m (0)	2:47.56	29.59s	31.53s
6	INTERNAL AFFAIRS	7	33.7m	25.4m (1)	22.6m (1)	2:48.98	29.06s	32.47s
7	RUN STELLA RUN	8	34.4m	18.0m (0)	22.4m (0)	2:49.04	29.60s	32.54s
4	GOOD FIGHT	9	40.6m	6.2m (1)	10.6m (2)	2:49.55	29.55s	33.96s
10	KRIPKE	10	42.5m	8.8m (0)	12.0m (0)	2:49.71	29.46s	34.00s
9	INEEDA DRINK	11	50.6m	15.6m (1)	18.2m (2)	2:50.38	29.40s	34.15s
5	BLIND EDITION	12	153.5m	20.8m (1)	18.0m (1)	2:58.87	28.70s	42.24s

## Finish Position and metres gained



# Pinjarra Race 6 Distance 2185m




Monday, 8 July 2024

Gross Time: 2:40.80 MileRate: 1:58.40 LeadTime: 42.00s First Qtr: 31.20s Second Qtr: 29.90s Third Qtr: 28.70s Fourth Qtr: 29.00s

DATA TABLE: 800 / 400 Posi's are position from leader and (how wide the horse was at that position)

No	Horse	Plc	Mar	800 Posi	400 Posi	Time	3rd Qtr	4th Qt
6	ARTFUL MIKI	1	0.0m	12.0m (1)	7.6m (2)	2:40.80	28.39s	28.45s
3	SPOIL THE PARTY	2	5.7m	0.0m (0)	0.0m (0)	2:41.23	28.70s	29.41s
9	MAJOR CLASS	3	13.3m	3.4m (1)	1.8m (1)	2:41.81	28.58s	29.83s
10	KINSAABI	4	15.1m	16.4m (0)	11.8m (2)	2:41.95	28.37s	29.24s
8	THE THIRSTY VET	5	17.6m	12.2m (0)	11.0m (1)	2:42.14	28.61s	29.48s
1	TEMPT THE STARS	6	19.0m	8.2m (0)	9.4m (0)	2:42.25	28.78s	29.69s
2	ROLLYOUROWN	7	21.8m	4.0m (0)	5.0m (0)	2:42.46	28.77s	30.21s
11	GEARSINAWHIRL	8	40.4m	8.0m (1)	3.2m (2)	2:43.87	28.34s	31.68s
4	MANGO TANGO	9	40.8m	24.8m (0)	20.0m (0)	2:43.90	28.35s	30.50s
5	MORISSETTE	10	41.1m	20.8m (0)	19.4m (1)	2:43.93	28.59s	30.56s
7	YANKEEDELIGHT	11	73.5m	24.4m (1)	25.0m (0)	2:46.39	28.72s	32.50s
12	HY JAX	12	73.7m	27.0m (2)	21.0m (2)	2:46.41	28.25s	32.80s

## Finish Position and metres gained



# Pinjarra Race 7 Distance 2185m

Monday, 8 July 2024


Gross Time: 2:45.60 MileRate: 2:02.00 LeadTime: 43.50s First Qtr: 31.00s Second Qtr: 31.10s Third Qtr: 29.30s Fourth Qtr: 30.70s

DATA TABLE: 800 / 400 Posi's are position from leader and (how wide the horse was at that position)

NoHorse	Plc	Mar	800 Posi	400 Posi	Time	3rd Qtr	4th Qt
5 SHES A DACTYL	1	0.0m	7.8m (1)	4.2m (0)	2:45.60	29.04s	30.38s
6 IDEAL IVANA	2	0.5m	18.6m (0)	16.4m (1)	2:45.64	29.16s	29.49s
8 HAVING FUN	3	0.5m	10.4m (0)	10.6m (1)	2:45.64	29.33s	29.93s
7 SPIRITOFANANGEL	4	0.8m	12.8m (2)	4.0m (2)	2:45.66	28.65s	30.46s
3 SYNCOPATION	5	1.1m	0.0m (0)	0.0m (0)	2:45.69	29.30s	30.78s
11 PRINCESS MICKAYLA	6	7.5m	2.6m (1)	2.2m (1)	2:46.20	29.26s	31.10s
10 RADIANT BAY	7	11.3m	17.0m (2)	9.6m (2)	2:46.51	28.75s	30.83s
2 ALLY ROCKS	8	16.1m	14.8m (0)	15.0m (0)	2:46.89	29.31s	30.78s
4 ARMA WARRIOR	9	18.9m	12.0m (1)	6.6m (1)	2:47.12	28.88s	31.64s
9 BETTERTHAN SECRET	10	27.9m	16.2m (1)	14.4m (2)	2:47.84	29.14s	31.73s
1 BATAVIA JANE	11	129.9m	6.6m (0)	24.6m (0)	2:56.03	30.46s	38.74s

## Finish Position and metres gained

First Arrow shows distance gain/loss from 2nd Qtr to 3rd Qtr, Second Arrow shows distance gain/loss from 3rd Qtr to Finish. Blue arrow indicates best gain in these quarters.



800

Visual positions in race at 2nd Quarter



400

Visual positions in race at 3rd Quarter



# Pinjarra Race 8 Distance 2116m

Monday, 8 July 2024

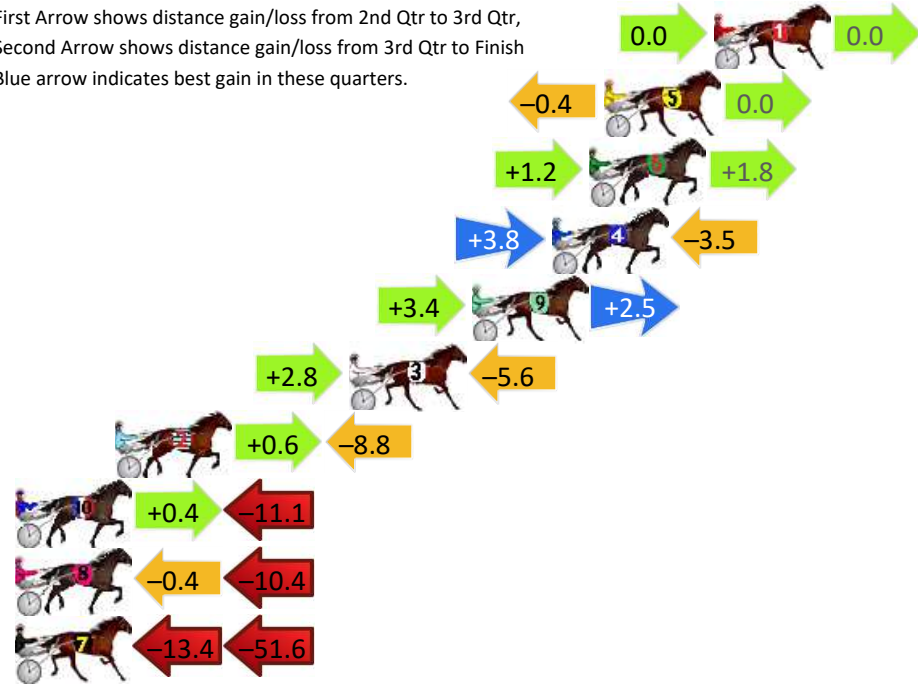
Gross Time: 2:38.90 MileRate: 2:00.90 LeadTime: 40.20s First Qtr: 31.60s Second Qtr: 31.00s Third Qtr: 28.70s Fourth Qtr: 27.40s

DATA TABLE: 800 / 400 Posi's are position from leader and (how wide the horse was at that position)

No	Horse	Plc	Mar	800 Posi	400 Posi	Time	3rd Qtr	4th Qt
1	ROCK ARTIST	1	0.0m	0.0m (0)	0.0m (0)	2:38.90	28.70s	27.40s
5	FRANCO MECCA	2	4.4m	4.0m (0)	4.4m (0)	2:39.22	28.73s	27.40s
6	DOURADO	3	5.0m	8.0m (0)	6.8m (1)	2:39.26	28.61s	27.28s
4	CODENAME MARCUS	4	6.5m	6.8m (1)	3.0m (1)	2:39.37	28.44s	27.64s
9	LONGREACH BAY	5	9.7m	15.6m (1)	12.2m (1)	2:39.60	28.46s	27.23s
3	SPORT SPORT SPORT	6	14.6m	11.8m (0)	9.0m (0)	2:39.95	28.51s	27.78s
2	TIGER LOU	7	24.0m	15.8m (0)	15.2m (0)	2:40.63	28.67s	28.00s
10	ACUTO	8	30.5m	19.8m (0)	19.4m (0)	2:41.10	28.69s	28.16s
8	BEAT THE BANK	9	34.8m	24.0m (0)	24.4m (0)	2:41.41	28.74s	28.11s
7	RICHIE REACTOR	10	76.6m	11.6m (1)	25.0m (1)	2:44.42	29.72s	30.91s

## Finish Position and metres gained

First Arrow shows distance gain/loss from 2nd Qtr to 3rd Qtr,  
Second Arrow shows distance gain/loss from 3rd Qtr to Finish  
Blue arrow indicates best gain in these quarters.



800

Visual positions in race at 2nd Quarter



400

Visual positions in race at 3rd Quarter





# Pinjarra Race 9 Distance 2185m

Monday, 8 July 2024

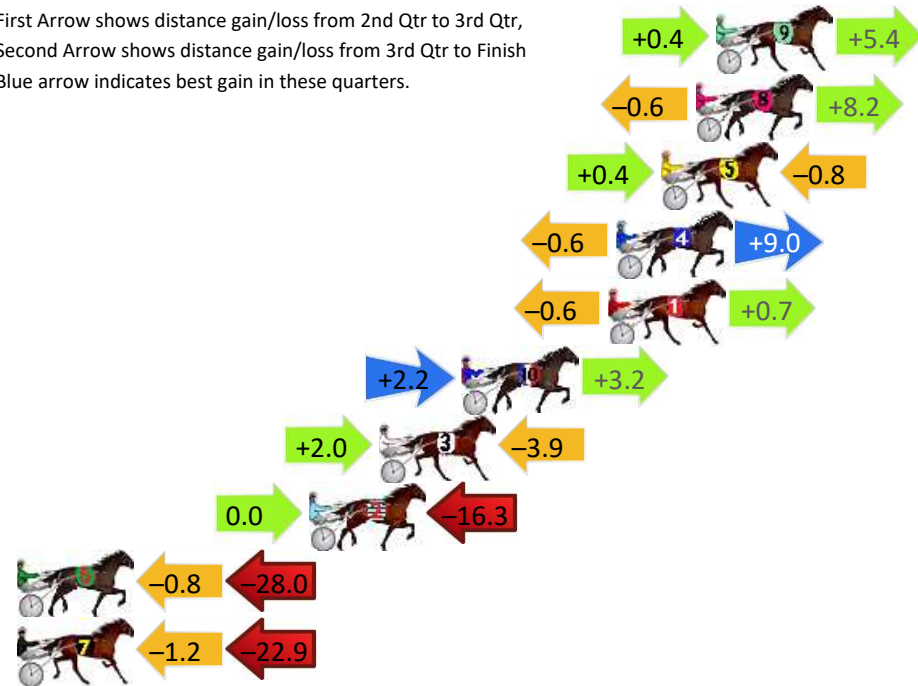
Gross Time: 2:40.90 MileRate: 1:58.50 LeadTime: 41.80s First Qtr: 32.20s Second Qtr: 31.00s Third Qtr: 27.50s Fourth Qtr: 28.40s

DATA TABLE: 800 / 400 Posi's are position from leader and (how wide the horse was at that position)

No	Horse	Plc	Mar	800 Posi	400 Posi	Time	3rd Qtr	4th Qt
9	FRISKY STYX	1	0.0m	5.8m (1)	5.4m (1)	2:40.90	27.48s	28.02s
8	SOHO FIRESTONE	2	0.8m	8.4m (0)	9.0m (0)	2:40.96	27.55s	27.82s
5	XCEPTIONAL ARMA	3	2.2m	1.8m (1)	1.4m (1)	2:41.06	27.47s	28.46s
4	ROAD CLOSURE	4	4.0m	12.4m (0)	13.0m (0)	2:41.20	27.55s	27.76s
1	LOMBO MITCHINSON	5	4.3m	4.4m (0)	5.0m (0)	2:41.22	27.54s	28.35s
10	MISS SASSY	6	10.2m	15.6m (1)	13.4m (1)	2:41.66	27.35s	28.17s
3	BLAZE ON	7	13.5m	11.6m (1)	9.6m (1)	2:41.91	27.36s	28.68s
2	ROCKET CITY	8	16.3m	0.0m (0)	0.0m (0)	2:42.12	27.48s	29.55s
6	BLAZE COOPS	9	36.0m	7.2m (2)	8.0m (2)	2:43.59	27.52s	30.38s
7	HOTFOOT IT	10	40.5m	16.4m (0)	17.6m (0)	2:43.92	27.56s	30.02s

## Finish Position and metres gained

First Arrow shows distance gain/loss from 2nd Qtr to 3rd Qtr, Second Arrow shows distance gain/loss from 3rd Qtr to Finish Blue arrow indicates best gain in these quarters.



800

Visual positions in race at 2nd Quarter



400

Visual positions in race at 3rd Quarter



# Pinjarra Race 10 Distance 2185m

Monday, 8 July 2024


Gross Time: 2:40.30 MileRate: 1:58.10 LeadTime: 40.60s First Qtr: 31.20s Second Qtr: 31.30s Third Qtr: 28.20s Fourth Qtr: 29.00s

DATA TABLE: 800 / 400 Posi's are position from leader and (how wide the horse was at that position)

No	Horse	Plc	Mar	800 Posi	400 Posi	Time	3rd Qtr	4th Qt
7	THE BEAUDSTER	1	0.0m	13.6m (2)	5.2m (2)	2:40.30	27.61s	28.63s
12	COLORADO BANNER	2	3.5m	13.6m (1)	7.4m (3)	2:40.57	27.76s	28.72s
1	YANKIE KEV	3	6.1m	4.0m (0)	4.0m (0)	2:40.76	28.20s	29.15s
11	GULLY GUM	4	6.6m	9.6m (2)	1.2m (2)	2:40.80	27.60s	29.39s
10	MAJOR MANHATTAN	5	8.2m	9.4m (1)	9.2m (2)	2:40.92	28.19s	28.93s
4	RESOLUTION	6	9.4m	0.0m (0)	0.0m (0)	2:41.02	28.19s	29.68s
6	REG LAWSON	7	10.9m	16.4m (0)	13.0m (2)	2:41.13	27.96s	28.85s
9	IM DRINKINDOUBLES	8	12.4m	12.0m (0)	12.6m (0)	2:41.24	28.24s	28.99s
8	STRAYLYA	9	12.4m	8.0m (0)	8.4m (0)	2:41.24	28.22s	29.29s
5	MACCAS	10	25.0m	1.2m (1)	2.4m (1)	2:42.20	28.26s	30.63s
3	MISTER KOPA	11	36.2m	5.2m (1)	6.6m (1)	2:43.05	28.27s	31.13s

## Finish Position and metres gained

First Arrow shows distance gain/loss from 2nd Qtr to 3rd Qtr, Second Arrow shows distance gain/loss from 3rd Qtr to Finish  
Blue arrow indicates best gain in these quarters.



800

Visual positions in race at 2nd Quarter



400

Visual positions in race at 3rd Quarter



Sectional Analysis Software  
Not just form | Free Trial



RISE Digital, Harness Racing Australia nor the provider accepts any responsibility for the completeness or accuracy of any of the information contained herein, and makes no representations about its suitability for any particular purpose. Users should make their own judgements about those matters and/or seek independent advice. You assume all risks associated with use of data provided on this page

www.facebook.com/PJHarnessRacing