

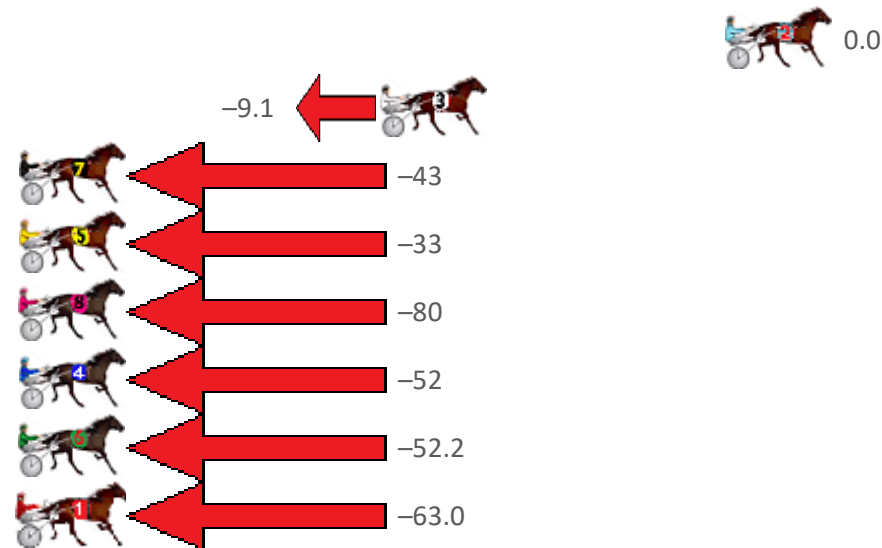
# Pinjarra Race 1 Distance 2116m

Monday, 3 October 2022

Gross Time: 2:44.00 MileRate: 2:03.60 LeadTime: 43.10s First Qtr: 30.70s Second Qtr: 30.60s Third Qtr: 30.20s Fourth Qtr: 29.40s

NoHorse	Plc	Mar	800 Posi	400 Posi	Time	3rd Qtr	4th Qtr
2 NICKYS SON	1	0.0m	0.0m (0)	0.0m (0)	2:44.00	30.20s	29.40s
3 SKY EAGLE	2	13.7m	4.6m (0)	5.8m (0)	2:45.06	30.30s	29.98s
7 KELL ROAD KID	3	53.7m	11.0m (0)	15.4m (0)	2:48.14	30.56s	32.20s
5 BETTY BOOTZ OFF	4	108.4m	75.4m (0)	70.0m (0)	2:52.36	29.84s	32.21s
8 IM DADDY WARBUC	5	110.4m	31.2m (0)	42.0m (0)	2:52.51	31.07s	34.40s
4 WESTLAND PEAK	6	118.0m	66.0m (0)	85.0m (0)	2:53.10	31.64s	31.81s
6 ELISH STAR	7	123.2m	71.0m (0)	71.0m (0)	2:53.50	30.25s	33.22s
1 TEDS SECRET	8	128.0m	65.0m (1)	92.0m (0)	2:53.87	32.24s	32.03s

Finish Position and metres gained from 800m





**Home of Australian Harness Sectionals**  
 PJ Harness Analyser      Daily Raw Data directly to your inbox

**NEW** All Victorian Racing added as of 17 January 2022

[www.pjdata.com.au](http://www.pjdata.com.au)   
 [admin@pjdata.com.au](mailto:admin@pjdata.com.au)   
 [www.facebook.com/PJHarnessRacing](https://www.facebook.com/PJHarnessRacing)



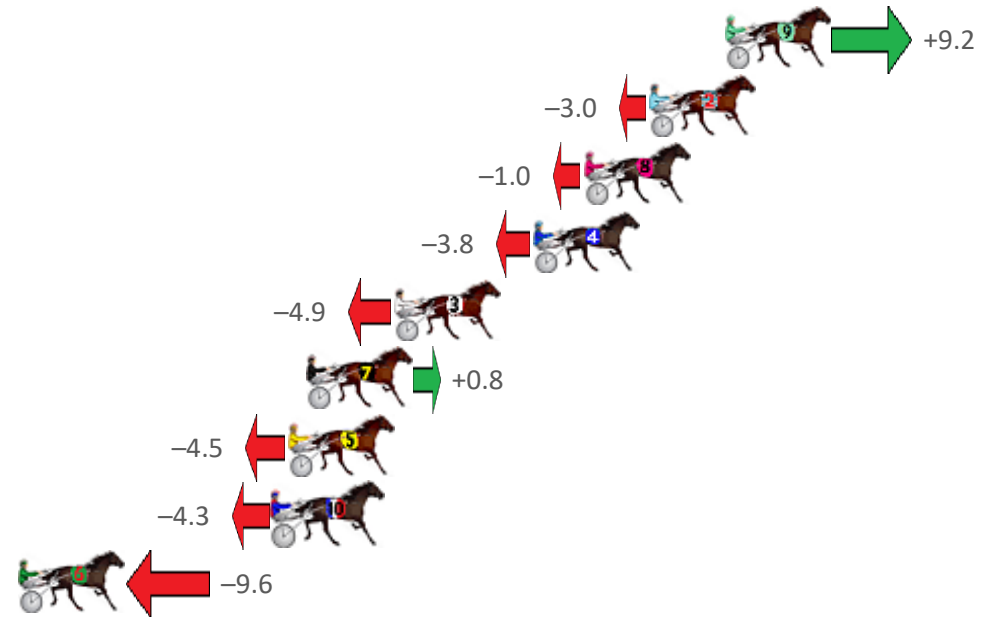
# Pinjarra Race 2 Distance 2185m

Monday, 3 October 2022

Gross Time: 2:42.50 MileRate: 1:59.70 LeadTime: 44.50s First Qtr: 31.00s Second Qtr: 29.90s Third Qtr: 28.60s Fourth Qtr: 28.50s

NoHorse	Plc	Mar	800 Posi	400 Posi	Time	3rd Qtr	4th Qtr
9 STAPLETON	1	0.0m	9.2m (0)	8.8m (0)	2:42.50	28.57s	27.88s
2 CHACO EAGLE	2	3.0m	0.0m (0)	0.0m (0)	2:42.72	28.60s	28.71s
8 BALINGUP BOY	3	5.6m	4.6m (0)	4.6m (0)	2:42.92	28.60s	28.57s
4 OVERLY EXCITED	4	7.6m	3.8m (1)	3.0m (1)	2:43.07	28.54s	28.83s
3 SEAGRASS	5	13.1m	8.2m (1)	7.8m (1)	2:43.48	28.57s	28.88s
7 OUR SANDY SHORE	6	16.6m	17.4m (1)	8.2m (2)	2:43.74	27.95s	29.10s
5 MARBEECHSAM	7	17.3m	12.8m (1)	12.8m (1)	2:43.79	28.60s	28.82s
10 DREAM CONTROL	8	17.9m	13.6m (0)	13.6m (0)	2:43.84	28.60s	28.80s
6 ALEXANDRA THEGRE	9	28.2m	18.6m (0)	19.2m (0)	2:44.61	28.64s	29.14s

Finish Position and metres gained from 800m



**Home of Australian Harness Sectionals**  
 PJ Harness Analyser      Daily Raw Data directly to your inbox

**All Victorian Racing added as of 17 January 2022**

www.pjdata.com.au    admin@pjdata.com.au    www.facebook.com/PJHarnessRacing

RISE Digital, Harness Racing Australia nor the provider accepts any responsibility for the completeness or accuracy of any of the information contained herein, and makes no representations about its suitability for any particular purpose. Users should make their own judgements about those matters and/or seek independent advice. You assume all risks associated with use of data provided on this page

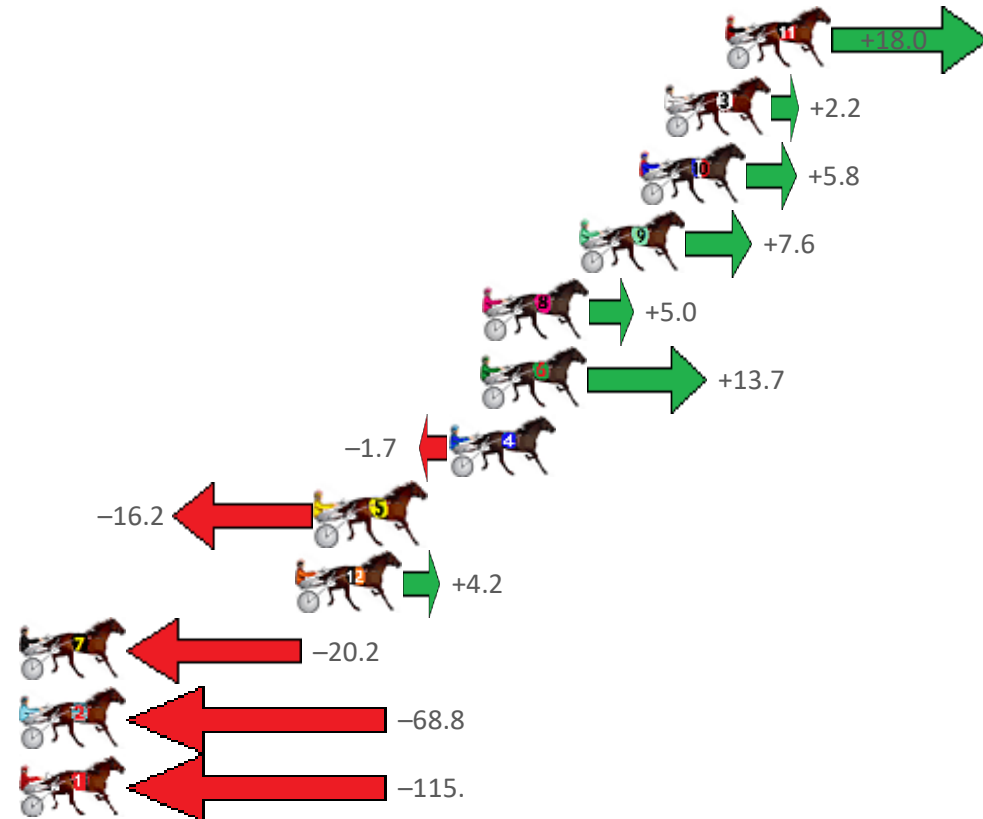
# Pinjarra Race 3 Distance 1684m

Monday, 3 October 2022

Gross Time: 2:05.10 MileRate: 1:59.50 LeadTime: 5.90s First Qtr: 28.50s Second Qtr: 30.30s Third Qtr: 30.40s Fourth Qtr: 30.00s

NoHorse	Plc	Mar	800 Posi	400 Posi	Time	3rd Qtr	4th Qtr
11 SMART FACE	1	0.0m	18.0m (1)	12.6m (1)	2:05.10	29.99s	29.06s
3 FOUR STARZZZ HAW	2	2.4m	4.6m (0)	4.2m (0)	2:05.29	30.37s	29.87s
10 PASTER TEDESCO	3	3.4m	9.2m (1)	5.2m (1)	2:05.37	30.10s	29.87s
9 BABYSGOTBLUEEYES	4	5.8m	13.4m (1)	8.2m (2)	2:05.56	30.01s	29.82s
8 STAR OF KAOS	5	9.6m	14.6m (0)	12.8m (0)	2:05.85	30.26s	29.76s
6 JAMIE KIM	6	9.7m	23.4m (1)	16.8m (1)	2:05.86	29.90s	29.47s
4 DISPATCHER	7	10.9m	9.2m (0)	8.6m (0)	2:05.96	30.36s	30.17s
5 MAXIMUM CHARGE	8	16.2m	0.0m (0)	0.0m (0)	2:06.37	30.41s	31.21s
12 RISKITFORDABISKIT	9	17.0m	21.2m (0)	17.2m (0)	2:06.44	30.10s	29.99s
7 FIRST AIRBORNE	10	52.4m	32.2m (0)	23.2m (0)	2:09.22	29.74s	32.18s
2 MIDWIFE CALLING	11	218.8m	150.0m (0)	180.0m (0)	2:22.29	32.67s	32.89s
1 ALTA MONTEL	12	515.4m	400.0m (0)	450.0m (0)	2:45.60	34.19s	34.88s

Finish Position and metres gained from 800m



**Home of Australian Harness Sectionals**

PJ Harness Analyser      Daily Raw Data directly to your inbox

**All Victorian Racing added as of 17 January 2022**

www.pjdata.com.au    admin@pjdata.com.au    www.facebook.com/PJHarnessRacing

RISE Digital, Harness Racing Australia nor the provider accepts any responsibility for the completeness or accuracy of any of the information contained herein, and makes no representations about its suitability for any particular purpose. Users should make their own judgements about those matters and/or seek independent advice. You assume all risks associated with use of data provided on this page

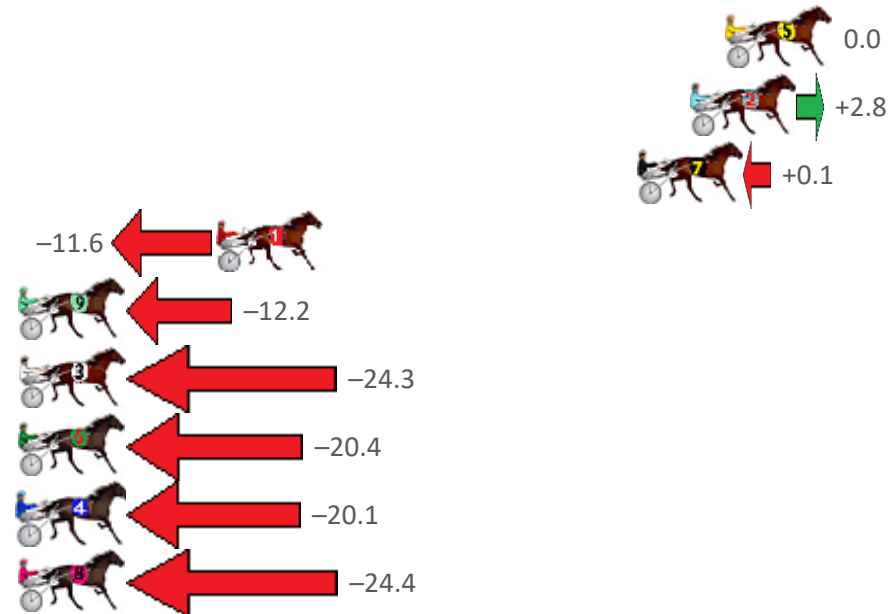
# Pinjarra Race 4 Distance 2185m

Monday, 3 October 2022

Gross Time: 2:41.20 MileRate: 1:58.70 LeadTime: 42.60s First Qtr: 31.60s Second Qtr: 30.30s Third Qtr: 28.80s Fourth Qtr: 27.90s

NoHorse	Plc	Mar	800 Posi	400 Posi	Time	3rd Qtr	4th Qtr
5 CHERRY ON THE CAK	1	0.0m	0.0m (0)	0.0m (0)	2:41.20	28.80s	27.90s
2 SOUFFLE	2	1.4m	4.2m (0)	4.6m (0)	2:41.30	28.82s	27.68s
7 MONTANA GLORY	3	3.5m	3.6m (1)	3.2m (1)	2:41.46	28.77s	27.92s
1 NOVEL APPROACH	4	20.2m	8.6m (0)	9.6m (0)	2:42.68	28.88s	28.64s
9 ROSCOS RESCUE	5	29.8m	17.6m (0)	27.4m (0)	2:43.39	29.49s	28.07s
3 STAR LILLY	6	32.3m	8.0m (1)	9.6m (1)	2:43.57	28.94s	29.47s
6 ZIGGEY	7	32.4m	12.0m (1)	14.8m (1)	2:43.58	29.02s	29.12s
4 CHICA VALIENTE	8	37.1m	17.0m (1)	21.0m (1)	2:43.92	29.10s	29.02s
8 FLEET OF FOOT	9	37.2m	12.8m (0)	20.4m (0)	2:43.93	29.35s	29.07s

## Finish Position and metres gained from 800m



**Home of Australian Harness Sectionals**  
 PJ Harness Analyser      Daily Raw Data directly to your inbox

**All Victorian Racing added as of 17 January 2022**

[www.pjdata.com.au](http://www.pjdata.com.au)   
 [admin@pjdata.com.au](mailto:admin@pjdata.com.au)   
 [www.facebook.com/PJHarnessRacing](https://www.facebook.com/PJHarnessRacing)

RISE Digital, Harness Racing Australia nor the provider accepts any responsibility for the completeness or accuracy of any of the information contained herein, and makes no representations about its suitability for any particular purpose. Users should make their own judgements about those matters and/or seek independent advice. You assume all risks associated with use of data provided on this page


# Pinjarra Race 5 Distance 2185m

Monday, 3 October 2022

Gross Time: 2:41.20 MileRate: 1:58.80 LeadTime: 43.80s First Qtr: 31.00s Second Qtr: 29.50s Third Qtr: 29.00s Fourth Qtr: 27.90s

NoHorse	Plc	Mar	800 Posi	400 Posi	Time	3rd Qtr	4th Qtr
6 IM THEMIGHTYLUCY	1	0.0m	4.2m (1)	5.4m (1)	2:41.20	29.08s	27.53s
1 SWAGGER MAN	2	1.2m	0.0m (0)	0.0m (0)	2:41.29	29.00s	27.98s
5 MADDY MADDY	3	16.8m	15.2m (0)	12.8m (0)	2:42.43	28.84s	28.18s
3 LOVE TO FLY	4	29.3m	10.8m (0)	10.4m (1)	2:43.35	29.00s	29.21s
8 ENDLESS POSSIBILITY	5	33.8m	5.8m (0)	8.4m (0)	2:43.68	29.22s	29.66s
2 LUKE ATTACK	6	34.7m	0.0m (1)	1.2m (1)	2:43.75	29.13s	30.22s
4 STEPPING WOLF	7	37.6m	20.0m (0)	18.8m (0)	2:43.96	28.94s	29.20s

Finish Position and metres gained from 800m





**Home of Australian Harness Sectionals**

PJ Harness Analyser      Daily Raw Data directly to your inbox

**NEW** All Victorian Racing added as of 17 January 2022

www.pjdata.com.au    admin@pjdata.com.au    www.facebook.com/PJHarnessRacing



RISE Digital, Harness Racing Australia nor the provider accepts any responsibility for the completeness or accuracy of any of the information contained herein, and makes no representations about its suitability for any particular purpose. Users should make their own judgements about those matters and/or seek independent advice. You assume all risks associated with use of data provided on this page

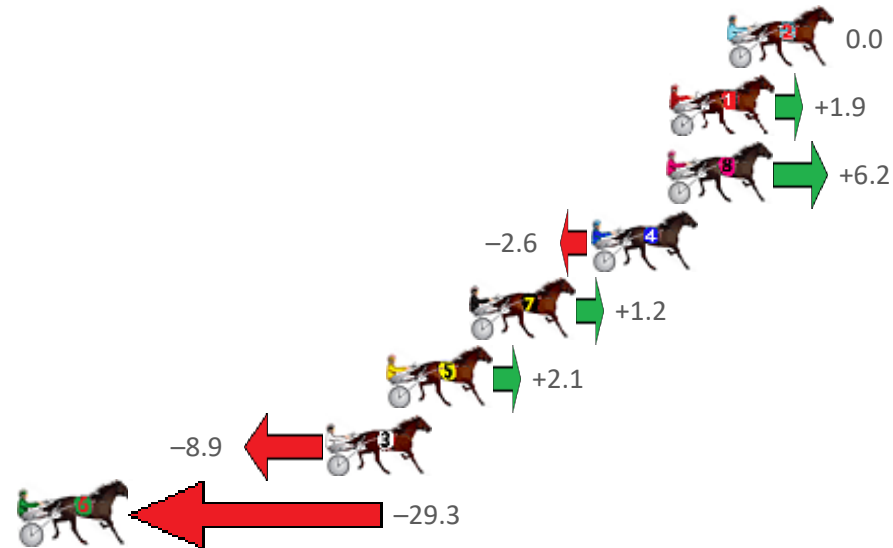
# Pinjarra Race 6 Distance 1684m

Monday, 3 October 2022

Gross Time: 2:02.90 MileRate: 1:57.40 LeadTime: 5.90s First Qtr: 28.50s Second Qtr: 31.50s Third Qtr: 29.20s Fourth Qtr: 27.80s

NoHorse	Plc	Mar	800 Posi	400 Posi	Time	3rd Qtr	4th Qtr
2 BENJI	1	0.0m	0.0m (0)	0.0m (0)	2:02.90	29.20s	27.80s
1 SADHITA	2	2.3m	4.2m (0)	4.8m (0)	2:03.07	29.24s	27.63s
8 CHEER THE MAJOR	3	2.4m	8.6m (0)	9.2m (0)	2:03.08	29.23s	27.33s
4 OHOKA TITAN	4	5.4m	2.8m (1)	0.4m (1)	2:03.29	29.04s	28.15s
7 PER ARDUA AD ASTR	5	10.2m	11.4m (1)	10.4m (1)	2:03.65	29.13s	27.79s
5 ADDA SOMETHING	6	13.5m	15.6m (1)	13.0m (2)	2:03.89	29.02s	27.83s
3 VALHALLA MISS	7	15.9m	7.0m (1)	5.8m (1)	2:04.06	29.13s	28.50s
6 SUNNY MACH	8	42.5m	13.2m (0)	20.4m (0)	2:06.01	29.75s	29.33s

Finish Position and metres gained from 800m



**Home of Australian Harness Sectionals**  
 PJ Harness Analyser      Daily Raw Data directly to your inbox

**NEW All Victorian Racing added as of 17 January 2022**

[www.pjdata.com.au](http://www.pjdata.com.au)    [admin@pjdata.com.au](mailto:admin@pjdata.com.au)    [www.facebook.com/PJHarnessRacing](https://www.facebook.com/PJHarnessRacing)

RISE Digital, Harness Racing Australia nor the provider accepts any responsibility for the completeness or accuracy of any of the information contained herein, and makes no representations about its suitability for any particular purpose. Users should make their own judgements about those matters and/or seek independent advice. You assume all risks associated with use of data provided on this page

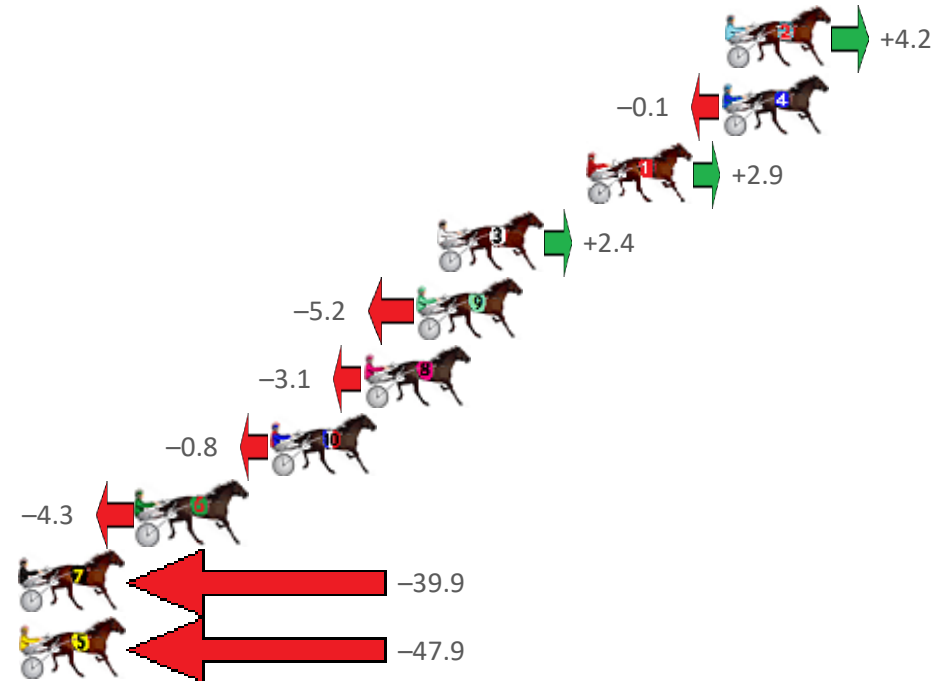
# Pinjarra Race 7 Distance 2116m

Monday, 3 October 2022

Gross Time: 2:38.20 MileRate: 2:00.30 LeadTime: 39.00s First Qtr: 30.70s Second Qtr: 30.70s Third Qtr: 29.40s Fourth Qtr: 28.40s

NoHorse	Plc	Mar	800 Posi	400 Posi	Time	3rd Qtr	4th Qtr
2 HESACHARMER	1	0.0m	4.2m (0)	4.2m (0)	2:38.20	29.39s	28.10s
4 TROOPINGOFTHECO	2	0.1m	0.0m (0)	0.0m (0)	2:38.21	29.40s	28.41s
1 BATAVIA BLACKHOLE	3	5.5m	8.4m (0)	8.8m (0)	2:38.61	29.42s	28.17s
3 BEAT THE BANK	4	11.4m	13.8m (0)	13.6m (0)	2:39.05	29.38s	28.24s
9 CAPTURED DELIGHT	5	12.2m	7.0m (1)	7.8m (2)	2:39.11	29.46s	28.71s
8 YANKEE LINCOLN	6	14.3m	11.2m (1)	12.4m (1)	2:39.27	29.49s	28.53s
10 PONTEVIVO	7	18.0m	17.2m (1)	16.0m (2)	2:39.54	29.32s	28.54s
6 EL JESSIE	8	23.3m	19.0m (0)	18.4m (1)	2:39.94	29.36s	28.75s
7 SILENT REACTION	9	42.5m	2.6m (1)	3.8m (1)	2:41.37	29.53s	31.13s
5 BREWERY LANE	10	127.9m	80.0m (0)	100.0m (0)	2:47.74	30.87s	30.37s

Finish Position and metres gained from 800m



**Home of Australian Harness Sectionals**  
 PJ Harness Analyser      Daily Raw Data directly to your inbox

**All Victorian Racing added as of 17 January 2022**

[www.pjdata.com.au](http://www.pjdata.com.au)    [admin@pjdata.com.au](mailto:admin@pjdata.com.au)    [www.facebook.com/PJHarnessRacing](https://www.facebook.com/PJHarnessRacing)

RISE Digital, Harness Racing Australia nor the provider accepts any responsibility for the completeness or accuracy of any of the information contained herein, and makes no representations about its suitability for any particular purpose. Users should make their own judgements about those matters and/or seek independent advice. You assume all risks associated with use of data provided on this page

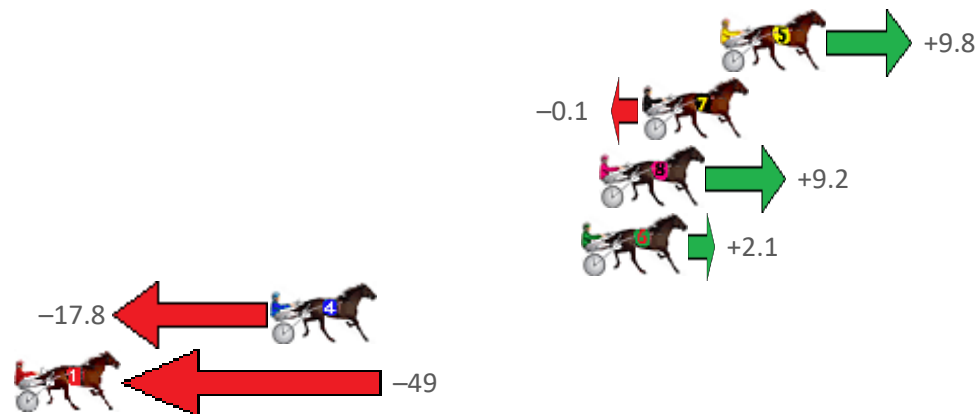
# Pinjarra Race 8 Distance 2185m

Monday, 3 October 2022

Gross Time: 2:47.90 MileRate: 2:03.60 LeadTime: 44.90s First Qtr: 32.50s Second Qtr: 30.80s Third Qtr: 29.80s Fourth Qtr: 29.90s

No Horse	Plc	Mar	800 Posi	400 Posi	Time	3rd Qtr	4th Qtr
5 HI TOMMY	1	0.0m	9.8m (0)	11.4m (1)	2:47.90	29.92s	<b>29.05s</b>
7 DELIGHTABLE	2	3.1m	3.0m (1)	2.4m (1)	2:48.14	29.76s	29.95s
8 THE DUBLIN XPRESS	3	4.8m	14.0m (0)	7.6m (2)	2:48.28	<b>29.33s</b>	29.69s
6 KNOCKEM DOWN R	4	5.5m	7.6m (1)	7.2m (1)	2:48.33	29.77s	29.77s
4 MANGO TANGO	5	17.8m	<b>0.0m (0)</b>	<b>0.0m (0)</b>	2:49.29	29.80s	31.22s
1 JAZZARI	6	53.9m	5.2m (0)	10.2m (0)	2:52.12	30.17s	33.15s

Finish Position and metres gained from 800m





**Home of Australian Harness Sectionals**  
 PJ Harness Analyser      Daily Raw Data directly to your inbox

**NEW** All Victorian Racing added as of 17 January 2022

[www.pjdata.com.au](http://www.pjdata.com.au)   
 [admin@pjdata.com.au](mailto:admin@pjdata.com.au)   
 [www.facebook.com/PJHarnessRacing](https://www.facebook.com/PJHarnessRacing)

