

Pinjarra Race 1 Distance 2116m

Monday, 3 February 2025




Gross Time: 2:43.80 MileRate: 2:03.40 LeadTime: 40.70s First Qtr: 31.10s Second Qtr: 30.10s Third Qtr: 30.60s Fourth Qtr: 31.30s

DATA TABLE: 800 / 400 Posi's are position from leader and (how wide the horse was at that position)

No	Horse	Plc	Mar	800 Posi	400 Posi	Time	3rd Qtr	4th Qt
9	QUIGGLEY	1	0.0m	25.4m (1)	13.8m (2)	2:43.80	29.72s	30.23s
8	BONNIE RAE	2	0.5m	11.8m (2)	0.0m (0)	2:43.84	29.69s	31.34s
10	BETTY BOOTZ OFF	3	1.8m	15.8m (1)	4.8m (1)	2:43.95	29.76s	31.07s
7	BEE BEE BEROCC	4	4.3m	20.2m (1)	8.8m (2)	2:44.15	29.73s	30.95s
1	THE BEAT	5	15.3m	15.8m (0)	14.6m (1)	2:45.05	30.51s	31.35s
2	CLAUDYS SECRET	6	16.3m	4.4m (0)	12.6m (0)	2:45.13	31.23s	31.59s
3	LAVRADORE	7	18.4m	9.6m (1)	10.4m (1)	2:45.31	30.65s	31.92s
4	IM GAVOCHE	8	20.4m	0.0m (0)	7.0m (0)	2:45.47	31.13s	32.34s
12	PEACHEE	9	20.5m	26.2m (0)	18.4m (2)	2:45.48	30.00s	31.46s
6	YOUR KIDDING	10	25.2m	11.0m (0)	19.6m (0)	2:45.86	31.26s	31.74s
5	MAXWILL SMART	11	344.7m	250.0m (0)	290.0m (0)	3:12.00	33.63s	35.56s

Finish Position and metres gained

First Arrow shows distance gain/loss from 2nd Qtr to 3rd Qtr, Second Arrow shows distance gain/loss from 3rd Qtr to Finish. Blue arrow indicates best gain in these quarters.



Pinjarra Race 2 Distance 2185m

Monday, 3 February 2025



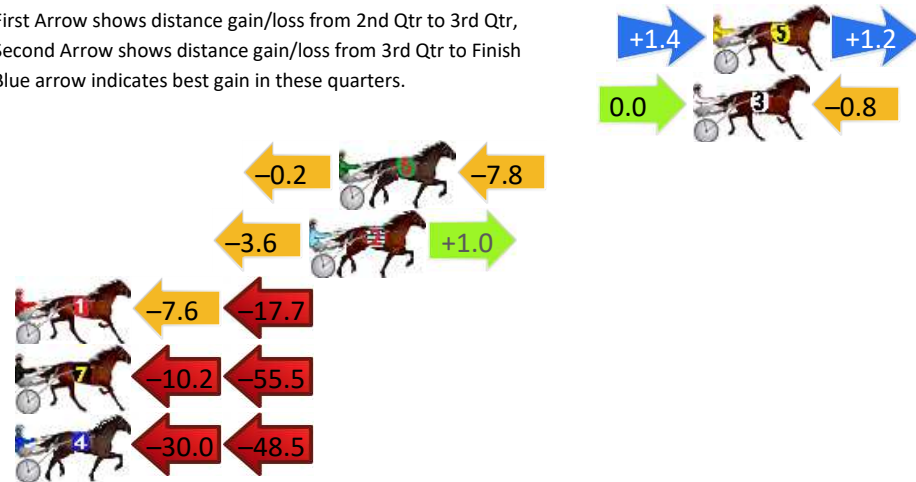
Gross Time: 2:44.70 MileRate: 2:01.30 LeadTime: 44.00s First Qtr: 31.30s Second Qtr: 28.90s Third Qtr: 29.30s Fourth Qtr: 31.20s

DATA TABLE: 800 / 400 Posi's are position from leader and (how wide the horse was at that position)

No	Horse	Plc	Mar	800 Posi	400 Posi	Time	3rd Qtr	4th Qt
5	SPANGLED FELLA	1	0.0m	2.6m (1)	1.2m (1)	2:44.70	29.20s	31.11s
3	INTERNAL WAVES	2	0.8m	0.0m (0)	0.0m (0)	2:44.77	29.30s	31.26s
6	SONGSTER	3	15.0m	7.0m (1)	7.2m (1)	2:45.92	29.30s	31.80s
2	JACK MANNIX	4	16.2m	13.6m (0)	17.2m (1)	2:46.02	29.57s	31.12s
1	DUSTYROADS	5	46.3m	21.0m (0)	28.6m (0)	2:48.48	29.83s	32.57s
7	STARLIGHT SONG	6	69.7m	4.0m (0)	14.2m (0)	2:50.38	29.94s	35.50s
4	LUCY HELEN	7	128.5m	50.0m (0)	80.0m (0)	2:55.18	31.44s	34.96s

Finish Position and metres gained

First Arrow shows distance gain/loss from 2nd Qtr to 3rd Qtr, Second Arrow shows distance gain/loss from 3rd Qtr to Finish Blue arrow indicates best gain in these quarters.



Pinjarra Race 3 Distance 2185m

Monday, 3 February 2025

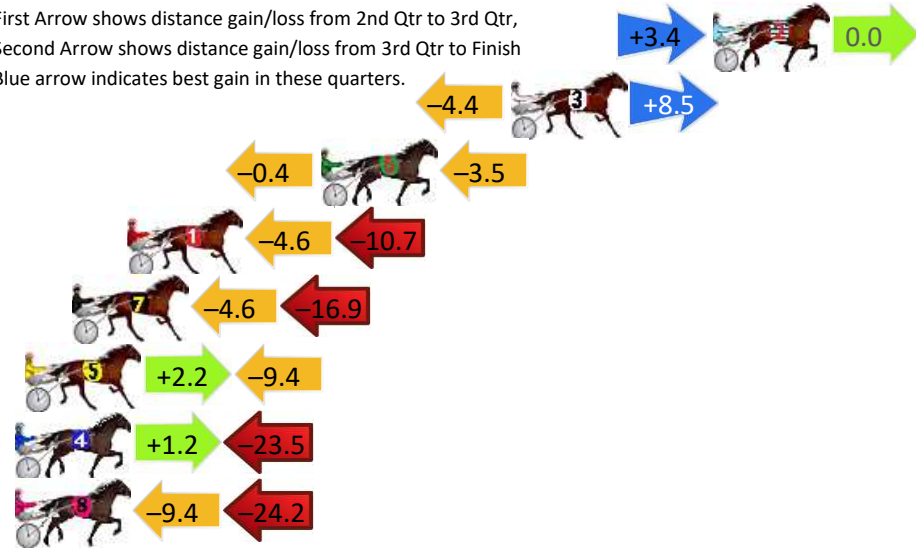
Gross Time: 2:40.50 MileRate: 1:58.20 LeadTime: 40.80s First Qtr: 30.40s Second Qtr: 29.50s Third Qtr: 29.40s Fourth Qtr: 30.40s

DATA TABLE: 800 / 400 Posi's are position from leader and (how wide the horse was at that position)

No	Horse	Plc	Mar	800 Posi	400 Posi	Time	3rd Qtr	4th Qt
2	TRITTRITTBANGBANG	1	0.0m	3.4m (1)	0.0m (0)	2:40.50	29.15s	30.40s
3	ZUEDE	2	8.1m	12.2m (0)	16.6m (2)	2:41.14	29.74s	29.76s
6	BEALAWYER	3	15.7m	11.8m (1)	12.2m (2)	2:41.75	29.43s	30.66s
1	FIREBALL FRIDAY	4	23.5m	8.2m (0)	12.8m (1)	2:42.37	29.73s	31.21s
7	STRAYLYA	5	25.7m	4.2m (0)	8.8m (1)	2:42.55	29.72s	31.68s
5	SPINNER OF YARNS	6	27.6m	20.4m (0)	18.2m (0)	2:42.70	29.22s	31.11s
4	METEOROID	7	30.3m	8.0m (1)	6.8m (2)	2:42.91	29.28s	32.18s
8	IM DRINKINDOUBLES	8	33.6m	0.0m (0)	9.4m (0)	2:43.17	30.07s	32.23s

Finish Position and metres gained

First Arrow shows distance gain/loss from 2nd Qtr to 3rd Qtr, Second Arrow shows distance gain/loss from 3rd Qtr to Finish
Blue arrow indicates best gain in these quarters.



8
0
0

Visual positions in race at 2nd Quarter



4
0
0

Visual positions in race at 3rd Quarter



Pinjarra Race 4 Distance 2185m

Monday, 3 February 2025

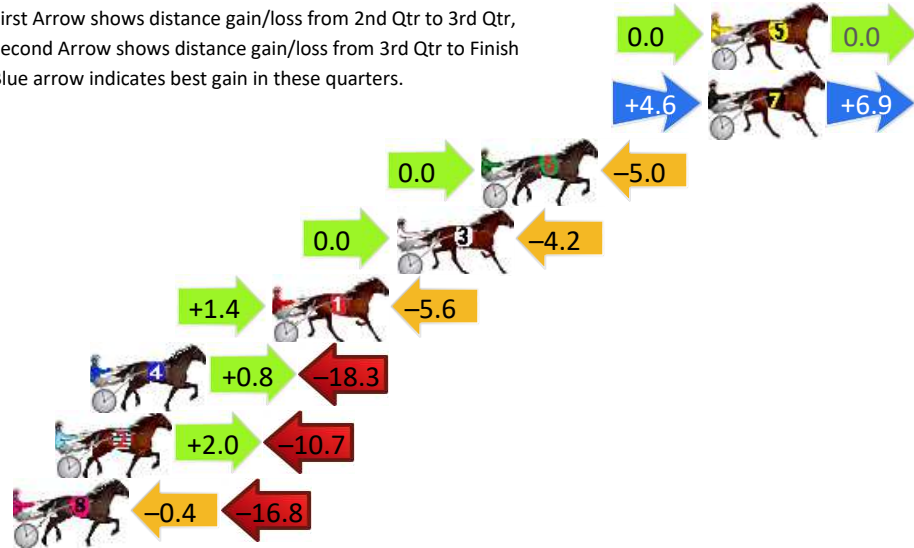
Gross Time: 2:38.70 MileRate: 1:56.90 LeadTime: 42.00s First Qtr: 30.40s Second Qtr: 29.00s Third Qtr: 27.90s Fourth Qtr: 29.40s

DATA TABLE: 800 / 400 Posi's are position from leader and (how wide the horse was at that position)

No	Horse	Plc	Mar	800 Posi	400 Posi	Time	3rd Qtr	4th Qt
5	TIGER LOU	1	0.0m	0.0m (0)	0.0m (0)	2:38.70	27.90s	29.40s
7	MYDADTHEERROR	2	0.1m	11.6m (1)	7.0m (2)	2:38.71	27.59s	28.90s
6	JAMIE KIM	3	9.2m	4.2m (0)	4.2m (0)	2:39.41	27.89s	29.77s
3	GHOSTWRITER	4	12.6m	8.4m (0)	8.4m (0)	2:39.67	27.89s	29.71s
1	SHEHADI	5	17.6m	13.4m (0)	12.0m (2)	2:40.06	27.79s	29.81s
4	THE FREELANCER	6	24.9m	7.4m (1)	6.6m (1)	2:40.62	27.81s	30.74s
2	RODGER JAMES	7	26.3m	17.6m (0)	15.6m (0)	2:40.73	27.74s	30.18s
8	BATAVIA PLAYBOY	8	33.4m	16.2m (1)	16.6m (2)	2:41.27	27.90s	30.63s

Finish Position and metres gained

First Arrow shows distance gain/loss from 2nd Qtr to 3rd Qtr, Second Arrow shows distance gain/loss from 3rd Qtr to Finish Blue arrow indicates best gain in these quarters.



8
0
0

Visual positions in race at 2nd Quarter



4
0
0

Visual positions in race at 3rd Quarter



Pinjarra Race 5 Distance 2185m

Monday, 3 February 2025

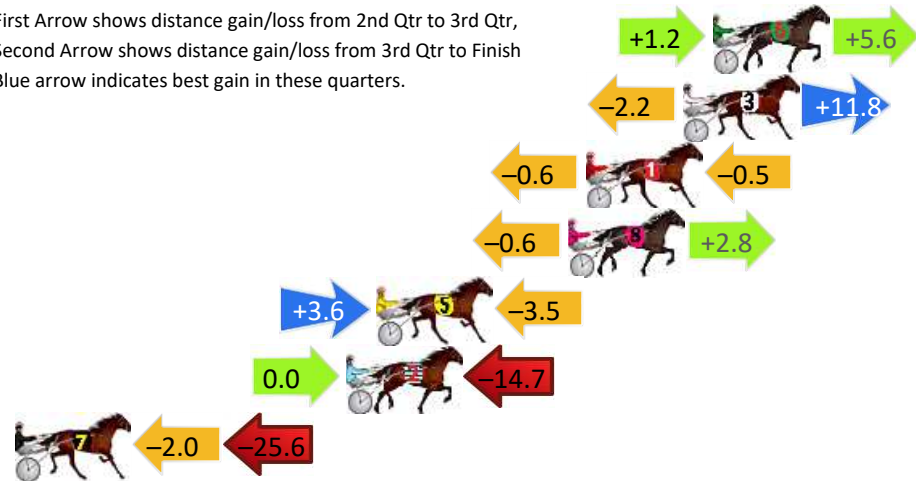
Gross Time: 2:39.30 MileRate: 1:57.30 LeadTime: 40.90s First Qtr: 31.70s Second Qtr: 29.70s Third Qtr: 28.40s Fourth Qtr: 28.60s

DATA TABLE: 800 / 400 Posi's are position from leader and (how wide the horse was at that position)

NoHorse	Plc	Mar	800 Posi	400 Posi	Time	3rd Qtr	4th Qt
6 BETTOR ARCADE	1	0.0m	6.8m (1)	5.6m (2)	2:39.30	28.32s	28.20s
3 PUSHBUTTON ROCK	2	1.2m	10.8m (1)	13.0m (2)	2:39.39	28.56s	27.76s
1 AMARETTO ANGEL	3	5.1m	4.0m (0)	4.6m (0)	2:39.68	28.44s	28.64s
8 JOEY JAMES	4	5.8m	8.0m (0)	8.6m (0)	2:39.74	28.44s	28.40s
5 BARBADOS	5	13.5m	13.6m (0)	10.0m (1)	2:40.31	28.14s	28.85s
2 HES A COOL MACH	6	14.7m	0.0m (0)	0.0m (0)	2:40.40	28.40s	29.65s
7 ACUTO	7	30.4m	2.8m (1)	4.8m (1)	2:41.58	28.54s	30.42s

Finish Position and metres gained

First Arrow shows distance gain/loss from 2nd Qtr to 3rd Qtr,
Second Arrow shows distance gain/loss from 3rd Qtr to Finish
Blue arrow indicates best gain in these quarters.



8
0
0

Visual positions in race at 2nd Quarter



4
0
0

Visual positions in race at 3rd Quarter



Pinjarra Race 6 Distance 2185m

Monday, 3 February 2025



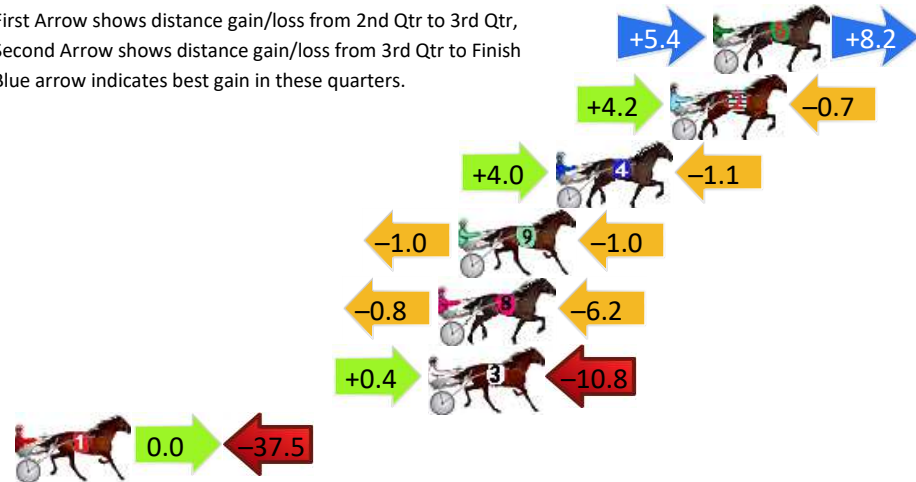
Gross Time: 2:36.90 MileRate: 1:55.60 LeadTime: 41.30s First Qtr: 30.20s Second Qtr: 28.30s Third Qtr: 29.20s Fourth Qtr: 27.90s

DATA TABLE: 800 / 400 Posi's are position from leader and (how wide the horse was at that position)

NoHorse	Plc	Mar	800 Posi	400 Posi	Time	3rd Qtr	4th Qt	
6	BLAZING REACTOR	1	0.0m	13.6m (1)	8.2m (4)	2:36.90	28.80s	27.33s
2	HENRIK LARSSON	2	1.7m	5.2m (1)	1.0m (2)	2:37.02	28.90s	27.95s
4	MISTER PICCOLO	3	6.3m	9.2m (1)	5.2m (3)	2:37.36	28.92s	27.98s
9	RODASI	4	10.2m	8.2m (0)	9.2m (1)	2:37.65	29.27s	27.97s
8	BLAZE COOPS	5	11.0m	4.0m (0)	4.8m (2)	2:37.71	29.27s	28.33s
3	UNDER THE ALTA	6	11.4m	1.0m (1)	0.6m (1)	2:37.74	29.19s	28.65s
1	ALWAYSBRANK	7	37.5m	0.0m (0)	0.0m (0)	2:39.65	29.26s	30.50s

Finish Position and metres gained

First Arrow shows distance gain/loss from 2nd Qtr to 3rd Qtr, Second Arrow shows distance gain/loss from 3rd Qtr to Finish Blue arrow indicates best gain in these quarters.



Pinjarra Race 7 Distance 2185m

Monday, 3 February 2025


Gross Time: 2:43.90 MileRate: 2:00.70 LeadTime: 42.90s First Qtr: 31.50s Second Qtr: 31.00s Third Qtr: 29.60s Fourth Qtr: 28.90s

DATA TABLE: 800 / 400 Posi's are position from leader and (how wide the horse was at that position)

No	Horse	Plc	Mar	800 Posi	400 Posi	Time	3rd Qtr	4th Qt
6	PINEAPPLE	1	0.0m	15.2m (1)	12.2m (2)	2:43.90	29.37s	28.02s
7	STAR OF THE GALAXY	2	5.0m	19.2m (2)	8.0m (2)	2:44.28	28.78s	28.68s
4	AMERICAN JUBILEE	3	6.6m	14.4m (2)	3.6m (2)	2:44.40	28.82s	29.12s
1	RUBYS ROMANCE	4	12.4m	4.4m (0)	4.8m (0)	2:44.84	29.64s	29.45s
9	WESMEDAD	5	14.6m	1.4m (1)	2.4m (1)	2:45.01	29.68s	29.78s
3	I AM SIAM	6	16.8m	0.0m (0)	0.0m (0)	2:45.17	29.61s	30.11s
8	DELIGHTABLE	7	22.0m	8.2m (0)	9.2m (0)	2:45.57	29.68s	29.82s
2	BETTOR BE BUCKS	8	28.3m	10.8m (1)	11.8m (1)	2:46.05	29.69s	30.09s
5	KRIPKE	9	29.8m	5.4m (1)	6.8m (1)	2:46.16	29.72s	30.55s
10	IM BEGGING YOU	10	58.1m	12.2m (0)	14.6m (0)	2:48.31	29.81s	32.03s

Finish Position and metres gained

First Arrow shows distance gain/loss from 2nd Qtr to 3rd Qtr, Second Arrow shows distance gain/loss from 3rd Qtr to Finish Blue arrow indicates best gain in these quarters.



800

Visual positions in race at 2nd Quarter



400

Visual positions in race at 3rd Quarter



Pinjarra Race 8 Distance 2185m

Monday, 3 February 2025


Gross Time: 2:43.40 MileRate: 2:00.40 LeadTime: 42.10s First Qtr: 32.20s Second Qtr: 30.40s Third Qtr: 30.00s Fourth Qtr: 28.70s

DATA TABLE: 800 / 400 Posi's are position from leader and (how wide the horse was at that position)

No	Horse	Plc	Mar	800 Posi	400 Posi	Time	3rd Qtr	4th Qt
9	IM GRAFTER	1	0.0m	5.8m (1)	2.8m (1)	2:43.40	29.78s	28.50s
8	CHIEF COPY	2	0.4m	13.4m (1)	7.0m (2)	2:43.43	29.52s	28.23s
6	DUNAMIS	3	0.4m	1.6m (1)	0.0m (0)	2:43.43	29.88s	28.73s
10	REMARKABLE ROCK	4	1.2m	17.6m (1)	11.0m (1)	2:43.49	29.50s	28.00s
2	BY GEE BY JINGO	5	2.2m	8.2m (0)	7.0m (1)	2:43.57	29.90s	28.36s
5	DISPATCHER	6	3.0m	9.4m (1)	2.6m (2)	2:43.63	29.50s	28.73s
11	SWEET DUNCAN	7	5.2m	16.2m (0)	15.2m (1)	2:43.79	29.91s	27.99s
3	COUNT BOSCAR	8	13.6m	4.0m (0)	10.4m (0)	2:44.42	30.47s	28.93s
7	ELEPHANT ROCK	9	15.0m	23.4m (1)	10.0m (3)	2:44.53	29.03s	29.06s
4	THE DUBLIN XPRESS	10	25.7m	0.0m (0)	6.2m (0)	2:45.34	30.48s	30.09s
1	DEVILS COURAGE	11	31.5m	12.2m (0)	14.6m (0)	2:45.77	30.20s	29.91s

Finish Position and metres gained

First Arrow shows distance gain/loss from 2nd Qtr to 3rd Qtr, Second Arrow shows distance gain/loss from 3rd Qtr to Finish
Blue arrow indicates best gain in these quarters.



800

Visual positions in race at 2nd Quarter



400

Visual positions in race at 3rd Quarter

