

Northam Race 1 Distance 1780m

Saturday, 24 February 2024


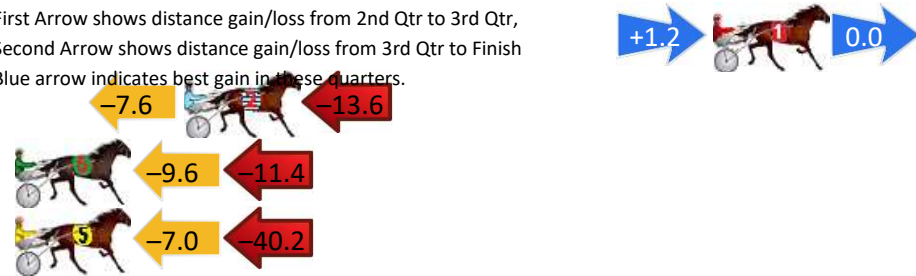
Gross Time: 2:14.00 MileRate: 2:01.20 LeadTime: 13.70s First Qtr: 31.40s Second Qtr: 31.00s Third Qtr: 28.20s Fourth Qtr: 29.70s

DATA TABLE: 800 / 400 Posi's are position from leader and (how wide the horse was at that position)

NoHorse	Plc	Mar	800 Posi	400 Posi	Time	3rd Qtr	4th Qt
1 MONEY WELL SPENT	1	0.0m	1.2m (0)	0.0m (0)	2:14.00	28.11s	29.70s
2 MISS MARCOPOLO	2	21.2m	0.0m (1)	7.6m (0)	2:15.65	28.72s	30.70s
6 STAR POCKET	3	29.4m	8.4m (0)	18.0m (0)	2:16.29	28.87s	30.54s
5 MICKEY BE SWIFT	4	63.6m	16.4m (0)	23.4m (1)	2:18.95	28.63s	32.67s

Finish Position and metres gained

First Arrow shows distance gain/loss from 2nd Qtr to 3rd Qtr,
Second Arrow shows distance gain/loss from 3rd Qtr to Finish
Blue arrow indicates best gain in these quarters.



Northam Race 2 Distance 1780m

Saturday, 24 February 2024


Gross Time: 2:14.70 MileRate: 2:01.80 LeadTime: 12.50s First Qtr: 32.60s Second Qtr: 31.90s Third Qtr: 29.20s Fourth Qtr: 28.50s

DATA TABLE: 800 / 400 Posi's are position from leader and (how wide the horse was at that position)

NoHorse	Plc	Mar	800 Posi	400 Posi	Time	3rd Qtr	4th Qt
3 THE MASKED CRUSADER	1	0.0m	4.2m (0)	4.4m (0)	2:14.70	29.21s	28.19s
2 ROCKINTHEBOX	2	0.2m	0.0m (0)	0.0m (0)	2:14.71	29.20s	28.51s
4 SLAMMA ALABAMA	3	1.2m	0.4m (1)	3.0m (1)	2:14.79	29.38s	28.37s
5 SLEEK AND SWEET	4	3.4m	13.2m (1)	16.4m (1)	2:14.95	29.42s	27.58s
7 TRIROYALE BRIGADE	5	3.5m	8.8m (1)	11.6m (1)	2:14.96	29.39s	27.93s
1 ELLIEGOZOOM	6	5.4m	8.6m (0)	9.0m (0)	2:15.10	29.23s	28.24s
8 JACKY DARLING	7	8.3m	4.6m (1)	7.4m (1)	2:15.32	29.40s	28.56s
6 GLADYS GUGMAN	8	10.2m	12.6m (0)	13.6m (0)	2:15.46	29.27s	28.26s

Finish Position and metres gained

First Arrow shows distance gain/loss from 2nd Qtr to 3rd Qtr, Second Arrow shows distance gain/loss from 3rd Qtr to Finish Blue arrow indicates best gain in these quarters.



800

Visual positions in race at 2nd Quarter



400

Visual positions in race at 3rd Quarter



Northam Race 3 Distance 2190m

Saturday, 24 February 2024



Gross Time: 2:48.20 MileRate: 2:03.60 LeadTime: 46.70s First Qtr: 32.70s Second Qtr: 31.10s Third Qtr: 28.60s Fourth Qtr: 29.10s

DATA TABLE: 800 / 400 Posi's are position from leader and (how wide the horse was at that position)

No	Horse	Plc	Mar	800 Posi	400 Posi	Time	3rd Qtr	4th Qt
1	SUNNIE BEACH	1	0.0m	0.0m (0)	0.6m (0)	2:48.20	28.64s	29.06s
7	SPORTING GRACE	2	0.4m	2.6m (1)	0.0m (1)	2:48.23	28.41s	29.13s
2	THE MERCENARY	3	1.9m	6.6m (1)	4.0m (1)	2:48.35	28.41s	28.95s
3	MISTER PICCOLO	4	2.6m	10.8m (1)	8.8m (1)	2:48.40	28.46s	28.65s
8	HOT CINDER	5	8.6m	4.4m (0)	6.8m (0)	2:48.86	28.77s	29.23s
4	EASTON QUALITY	6	14.9m	15.2m (1)	14.8m (1)	2:49.34	28.57s	29.11s
5	BATAVIA PLAYBOY	7	19.3m	10.2m (0)	12.6m (0)	2:49.67	28.77s	29.58s
6	YA BETTOR FOLLOWME	8	35.8m	16.2m (2)	4.0m (2)	2:50.93	27.71s	31.40s

Finish Position and metres gained

First Arrow shows distance gain/loss from 2nd Qtr to 3rd Qtr, Second Arrow shows distance gain/loss from 3rd Qtr to Finish
Blue arrow indicates best gain in these quarters.



Northam Race 4 Distance 2150m

Saturday, 24 February 2024



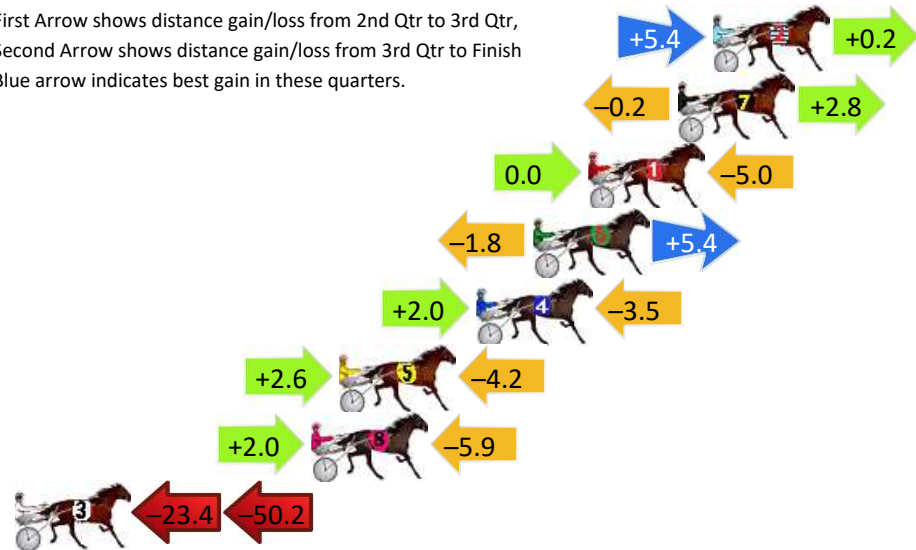
Gross Time: 2:46.70 MileRate: 2:03.60 LeadTime: 45.10s First Qtr: 31.80s Second Qtr: 31.20s Third Qtr: 29.10s Fourth Qtr: 29.50s

DATA TABLE: 800 / 400 Posi's are position from leader and (how wide the horse was at that position)

No	Horse	Plc	Mar	800 Posi	400 Posi	Time	3rd Qtr	4th Qt
2	RAKERO RAIDER	1	0.0m	5.6m (1)	0.2m (1)	2:46.70	28.71s	29.49s
7	HOPE	2	1.4m	4.0m (0)	4.2m (0)	2:46.81	29.12s	29.29s
1	THE PROTOTYPE	3	5.0m	0.0m (0)	0.0m (0)	2:47.09	29.10s	29.87s
6	CELEBRITY CHEF	4	7.2m	10.8m (1)	12.6m (1)	2:47.26	29.23s	29.10s
4	GOODONYA MATE	5	9.5m	8.0m (0)	6.0m (1)	2:47.43	28.95s	29.76s
5	SISTER ACT	6	15.0m	13.4m (2)	10.8m (2)	2:47.86	28.91s	29.81s
8	BREWERY LANE	7	16.1m	12.2m (0)	10.2m (0)	2:47.95	28.95s	29.93s
3	BONSCO CIRCUS	8	75.2m	1.6m (1)	25.0m (1)	2:52.52	30.78s	33.18s

Finish Position and metres gained

First Arrow shows distance gain/loss from 2nd Qtr to 3rd Qtr, Second Arrow shows distance gain/loss from 3rd Qtr to Finish
Blue arrow indicates best gain in these quarters.



Northam Race 5 Distance 1780m




Saturday, 24 February 2024

Gross Time: 2:09.70 MileRate: 1:57.20 LeadTime: 12.40s First Qtr: 30.30s Second Qtr: 30.10s Third Qtr: 29.10s Fourth Qtr: 27.80s

DATA TABLE: 800 / 400 Posi's are position from leader and (how wide the horse was at that position)

NoHorse	Plc	Mar	800 Posi	400 Posi	Time	3rd Qtr	4th Qt
4 VEGAS STRIP	1	0.0m	0.0m (0)	0.0m (0)	2:09.70	29.10s	27.80s
1 LOUIE LEBEAU	2	6.1m	4.2m (0)	4.6m (0)	2:10.15	29.13s	27.90s
7 ZEPHYRA	3	6.6m	8.2m (0)	8.6m (0)	2:10.18	29.13s	27.66s
3 GALAXY WARRIOR	4	14.8m	2.8m (1)	3.6m (1)	2:10.78	29.17s	28.57s
6 FEELING ACES	5	20.1m	16.8m (0)	5.6m (2)	2:11.17	28.33s	28.80s
9 GORDON	6	23.2m	12.6m (0)	15.6m (0)	2:11.40	29.32s	28.33s
8 QUEENINTHECORNER	7	26.5m	12.6m (1)	13.0m (2)	2:11.64	29.15s	28.73s
2 THE DARK NIGHT	8	47.3m	8.2m (1)	12.4m (1)	2:13.16	29.45s	30.21s

Finish Position and metres gained



Northam Race 6 Distance 2190m

Saturday, 24 February 2024


Gross Time: 2:42.40 MileRate: 1:59.30 LeadTime: 43.80s First Qtr: 31.00s Second Qtr: 30.20s Third Qtr: 29.00s Fourth Qtr: 28.40s

DATA TABLE: 800 / 400 Posi's are position from leader and (how wide the horse was at that position)

NoHorse	Plc	Mar	800 Posi	400 Posi	Time	3rd Qtr	4th Qt
3 IM LIGHTNING BANNER	1	0.0m	0.0m (0)	0.0m (0)	2:42.40	29.00s	28.40s
2 RIGGERS RIVER	2	25.3m	8.8m (0)	11.6m (0)	2:44.29	29.21s	29.37s
1 HITCH HIKER	3	26.0m	4.4m (0)	6.4m (0)	2:44.34	29.16s	29.78s
5 SHES A DACTYL	4	28.2m	13.0m (0)	16.2m (0)	2:44.50	29.24s	29.25s
4 ELEGANT EAGLE	5	181.1m	22.2m (0)	80.0m (0)	2:55.91	33.20s	35.54s

Finish Position and metres gained

First Arrow shows distance gain/loss from 2nd Qtr to 3rd Qtr,
Second Arrow shows distance gain/loss from 3rd Qtr to Finish
Blue arrow indicates best gain in these quarters.



800

Visual positions in race at 2nd Quarter



400

Visual positions in race at 3rd Quarter

