

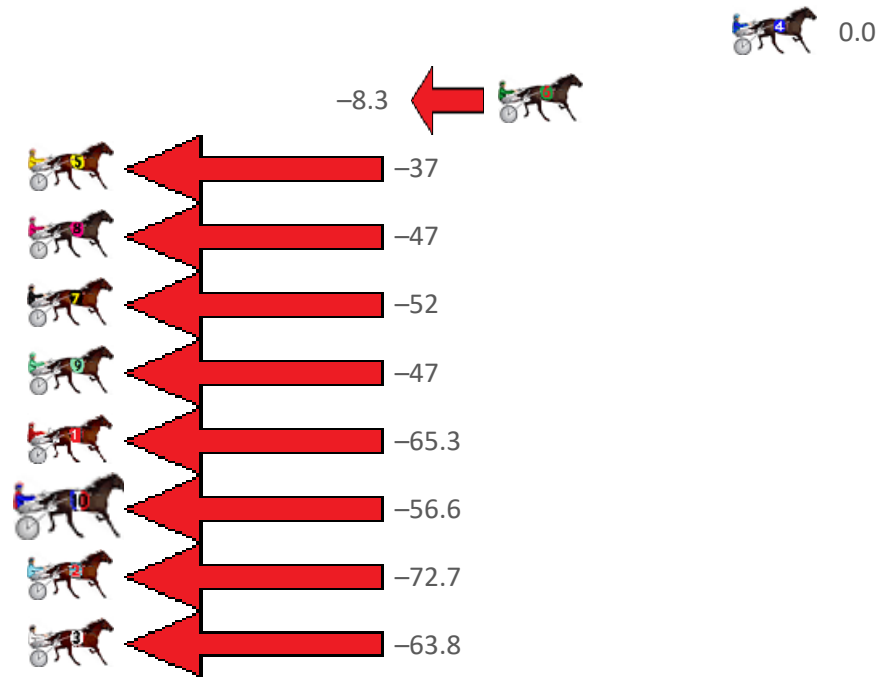
# Northam Race 1 Distance 2190m

Saturday, 18 November 2023

Gross Time: 2:41.70 MileRate: 1:58.80 LeadTime: 44.60s First Qtr: 31.40s Second Qtr: 29.70s Third Qtr: 28.00s Fourth Qtr: 28.00s

| NoHorse            | Plc | Mar   | 800 Posi  | 400 Posi  | Time    | 3rd Qtr | 4th Qtr |
|--------------------|-----|-------|-----------|-----------|---------|---------|---------|
| 4 VANDERBILT       | 1   | 0.0m  | 0.0m (0)  | 0.0m (0)  | 2:41.70 | 28.00s  | 28.00s  |
| 6 THE STATE OF ART | 2   | 9.3m  | 1.0m (1)  | 1.0m (1)  | 2:42.38 | 28.00s  | 28.58s  |
| 5 JUSTMOREBLING    | 3   | 47.7m | 11.2m (1) | 23.0m (2) | 2:45.21 | 28.82s  | 29.72s  |
| 8 SHES A DACTYL    | 4   | 60.7m | 14.6m (0) | 23.2m (0) | 2:46.17 | 28.60s  | 30.61s  |
| 7 FOLLOW THE JEWEL | 5   | 61.1m | 9.2m (0)  | 20.4m (1) | 2:46.20 | 28.78s  | 30.83s  |
| 9 SOUNDS TREACHER  | 6   | 62.9m | 16.0m (1) | 28.2m (0) | 2:46.33 | 28.85s  | 30.42s  |
| 1 WHOOPSADAISY     | 7   | 69.9m | 4.6m (0)  | 15.8m (0) | 2:46.85 | 28.78s  | 31.77s  |
| 10 WENDY MAY SUE   | 8   | 79.2m | 22.6m (1) | 37.8m (1) | 2:47.53 | 29.06s  | 30.88s  |
| 2 QUEEN OF STARS   | 9   | 79.3m | 6.6m (1)  | 26.4m (1) | 2:47.54 | 29.38s  | 31.68s  |
| 3 BARTLETT         | 10  | 89.4m | 25.6m (0) | 55.0m (0) | 2:48.28 | 30.05s  | 30.39s  |

Finish Position and metres gained from 800m



## PJ Harness Analyser

Sectional Analysis Software - Not just a formguide!

[www.facebook.com/PJHarnessRacing](http://www.facebook.com/PJHarnessRacing)

RISE Digital, Harness Racing Australia nor the provider accepts any responsibility for the completeness or accuracy of any of the information contained herein, and makes no representations about its suitability for any particular purpose. Users should make their own judgements about those matters and/or seek independent advice. You assume all risks associated with use of data provided on this page

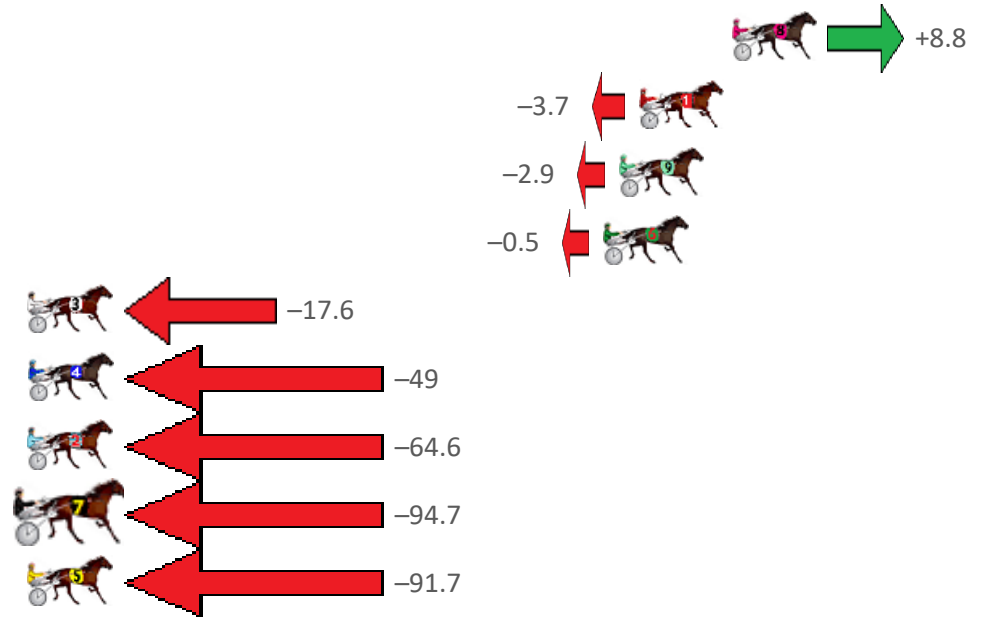
# Northam Race 2 Distance 2190m

Saturday, 18 November 2023

Gross Time: 2:43.60 MileRate: 2:00.20 LeadTime: 45.20s First Qtr: 30.40s Second Qtr: 29.50s Third Qtr: 28.80s Fourth Qtr: 29.70s

| NoHorse           | Plc | Mar    | 800 Posi        | 400 Posi        | Time    | 3rd Qtr       | 4th Qtr       |
|-------------------|-----|--------|-----------------|-----------------|---------|---------------|---------------|
| 8 BALINGUP BOY    | 1   | 0.0m   | 8.8m (0)        | 11.0m (1)       | 2:43.60 | 28.97s        | <b>28.89s</b> |
| 1 TORREVEAN PINKY | 2   | 3.7m   | <b>0.0m (0)</b> | 0.4m (0)        | 2:43.89 | 28.83s        | 29.94s        |
| 9 BREACAT         | 3   | 4.5m   | 1.6m (1)        | <b>0.0m (1)</b> | 2:43.95 | <b>28.68s</b> | 30.03s        |
| 6 OUR EAGLE BAY   | 4   | 5.1m   | 4.6m (0)        | 6.0m (0)        | 2:44.00 | 28.90s        | 29.63s        |
| 3 READY TO ATTACK | 5   | 34.8m  | 17.2m (1)       | 25.6m (2)       | 2:46.31 | 29.40s        | 30.38s        |
| 4 LUCKSAFORTUNE   | 6   | 55.4m  | 6.4m (1)        | 22.0m (0)       | 2:47.91 | 29.90s        | 32.17s        |
| 2 ON GOLDEN ROAD  | 7   | 78.8m  | 14.2m (0)       | 26.8m (0)       | 2:49.73 | 29.66s        | 33.54s        |
| 7 AXLE ROCKS      | 8   | 106.5m | 11.8m (1)       | 24.2m (1)       | 2:51.89 | 29.61s        | 35.78s        |
| 5 WHOZ THIS       | 9   | 117.3m | 25.6m (0)       | 55.0m (0)       | 2:52.73 | 30.87s        | 34.30s        |

## Finish Position and metres gained from 800m



## PJ Harness Analyser

Sectional Analysis Software - Not just a formguide!

www.facebook.com/PJHarnessRacing

RISE Digital, Harness Racing Australia nor the provider accepts any responsibility for the completeness or accuracy of any of the information contained herein, and makes no representations about its suitability for any particular purpose. Users should make their own judgements about those matters and/or seek independent advice. You assume all risks associated with use of data provided on this page

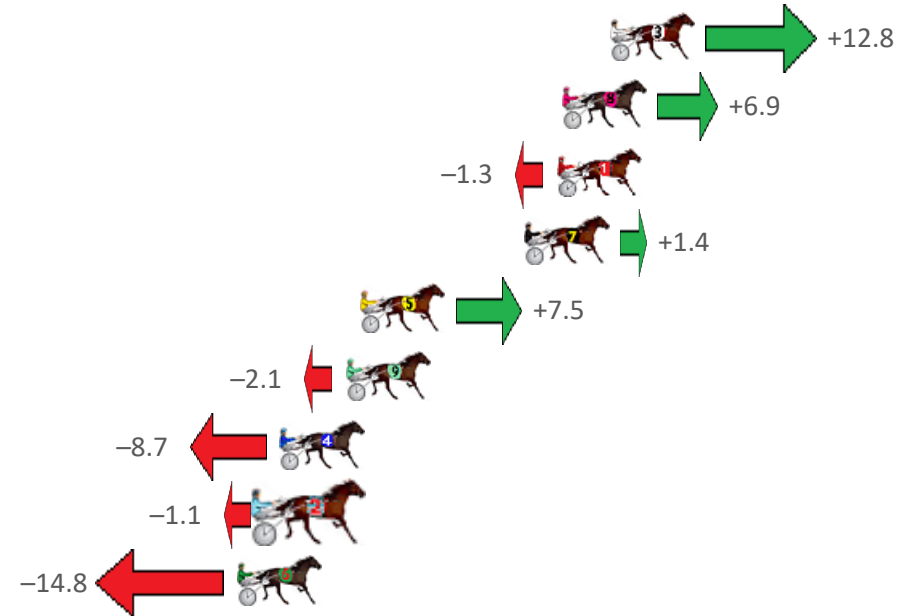
# Northam Race 3 Distance 2190m

Saturday, 18 November 2023

Gross Time: 2:44.70 MileRate: 2:01.00 LeadTime: 43.60s First Qtr: 32.30s Second Qtr: 30.40s Third Qtr: 29.00s Fourth Qtr: 29.40s

| NoHorse             | Plc | Mar   | 800 Posi        | 400 Posi        | Time    | 3rd Qtr       | 4th Qtr       |
|---------------------|-----|-------|-----------------|-----------------|---------|---------------|---------------|
| 3 FIORD             | 1   | 0.0m  | 12.8m (1)       | 8.6m (2)        | 2:44.70 | 28.70s        | <b>28.77s</b> |
| 8 STRIKE MASTER     | 2   | 1.9m  | 8.8m (1)        | 2.4m (2)        | 2:44.85 | 28.54s        | 29.36s        |
| 1 JADES FORTUNE     | 3   | 2.1m  | 0.8m (0)        | <b>0.0m (0)</b> | 2:44.86 | 28.94s        | 29.55s        |
| 7 MONTEGO           | 4   | 3.4m  | 4.8m (0)        | 4.8m (0)        | 2:44.96 | 29.00s        | 29.30s        |
| 5 SIDSTREPO         | 5   | 9.9m  | 17.4m (1)       | 7.8m (3)        | 2:45.46 | <b>28.30s</b> | 29.55s        |
| 9 OUR SURROGATE     | 6   | 10.5m | 8.4m (0)        | 9.0m (0)        | 2:45.51 | 29.04s        | 29.51s        |
| 4 JONIMAC           | 7   | 13.1m | 4.4m (1)        | 5.8m (1)        | 2:45.71 | 29.10s        | 29.93s        |
| 2 BATAVIA STREAMLIN | 8   | 13.7m | 12.6m (0)       | 14.0m (0)       | 2:45.76 | 29.10s        | 29.38s        |
| 6 CRACKA TINNY      | 9   | 14.8m | <b>0.0m (1)</b> | 1.6m (1)        | 2:45.84 | 29.11s        | 30.36s        |

Finish Position and metres gained from 800m





## PJ Harness Analyser

Sectional Analysis Software - Not just a formguide!

www.facebook.com/PJHarnessRacing



RISE Digital, Harness Racing Australia nor the provider accepts any responsibility for the completeness or accuracy of any of the information contained herein, and makes no representations about its suitability for any particular purpose. Users should make their own judgements about those matters and/or seek independent advice. You assume all risks associated with use of data provided on this page


# Northam Race 4 Distance 2190m

Saturday, 18 November 2023

Gross Time: 2:43.30 MileRate: 2:00.00 LeadTime: 44.30s First Qtr: 31.20s Second Qtr: 29.90s Third Qtr: 29.00s Fourth Qtr: 28.90s

| NoHorse            | Plc | Mar   | 800 Posi  | 400 Posi  | Time    | 3rd Qtr | 4th Qtr |
|--------------------|-----|-------|-----------|-----------|---------|---------|---------|
| 6 SISTER CHERIE    | 1   | 0.0m  | 0.0m (0)  | 0.0m (0)  | 2:43.30 | 29.00s  | 28.90s  |
| 5 MAJOR MANHATTA   | 2   | 8.3m  | 1.4m (1)  | 2.6m (1)  | 2:43.93 | 29.09s  | 29.31s  |
| 4 THATS SO FETCH   | 3   | 13.5m | 4.6m (0)  | 7.0m (0)  | 2:44.32 | 29.17s  | 29.37s  |
| 8 SYNCOPATION      | 4   | 17.6m | 9.2m (0)  | 11.4m (0) | 2:44.63 | 29.16s  | 29.35s  |
| 3 FARRIERS TROUBLE | 5   | 19.9m | 5.8m (1)  | 6.8m (1)  | 2:44.81 | 29.07s  | 29.84s  |
| 10 EL AY EAGLE     | 6   | 22.9m | 14.4m (1) | 15.6m (1) | 2:45.04 | 29.09s  | 29.42s  |
| 2 LIGHTFOOT LEIGH  | 7   | 23.1m | 14.0m (0) | 15.8m (0) | 2:45.05 | 29.13s  | 29.42s  |
| 9 MOLIMO           | 8   | 27.3m | 10.2m (1) | 11.2m (1) | 2:45.37 | 29.07s  | 30.06s  |
| 1 STROMNESS        | 9   | 28.2m | 25.0m (0) | 22.6m (1) | 2:45.44 | 28.83s  | 29.30s  |
| 7 SAVE THIS DANCE  | 10  | 36.8m | 19.6m (0) | 20.4m (0) | 2:46.09 | 29.06s  | 30.08s  |

Finish Position and metres gained from 800m





## PJ Harness Analyser

Sectional Analysis Software - Not just a formguide!

[www.facebook.com/PJHarnessRacing](http://www.facebook.com/PJHarnessRacing)



RISE Digital, Harness Racing Australia nor the provider accepts any responsibility for the completeness or accuracy of any of the information contained herein, and makes no representations about its suitability for any particular purpose. Users should make their own judgements about those matters and/or seek independent advice. You assume all risks associated with use of data provided on this page

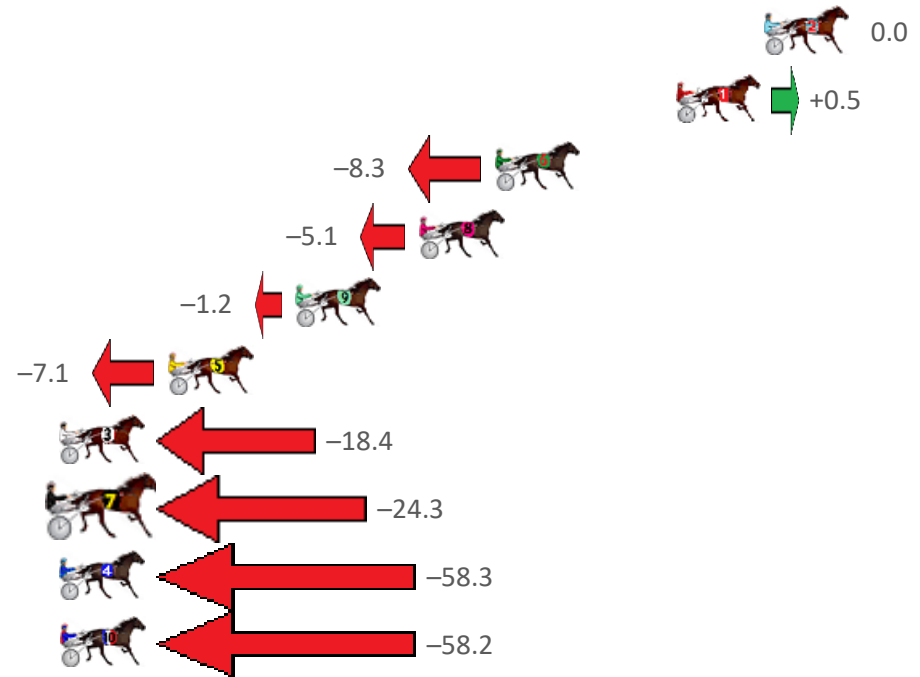
# Northam Race 5 Distance 2190m

Saturday, 18 November 2023

Gross Time: 2:40.40 MileRate: 1:57.80 LeadTime: 42.70s First Qtr: 30.30s Second Qtr: 29.10s Third Qtr: 28.50s Fourth Qtr: 29.80s

| NoHorse           | Plc | Mar   | 800 Posi  | 400 Posi  | Time    | 3rd Qtr | 4th Qtr |
|-------------------|-----|-------|-----------|-----------|---------|---------|---------|
| 2 EYE BETTER      | 1   | 0.0m  | 0.0m (0)  | 0.0m (0)  | 2:40.40 | 28.50s  | 29.80s  |
| 1 BRONZED         | 2   | 3.5m  | 4.0m (0)  | 4.0m (0)  | 2:40.67 | 28.50s  | 29.76s  |
| 6 IFEEL SIKDARL   | 3   | 10.7m | 2.4m (1)  | 2.8m (1)  | 2:41.24 | 28.52s  | 30.39s  |
| 8 GORDON          | 4   | 13.7m | 8.6m (0)  | 9.4m (0)  | 2:41.47 | 28.55s  | 30.12s  |
| 9 THE RIGHTEOUS   | 5   | 18.6m | 17.4m (0) | 19.8m (0) | 2:41.85 | 28.68s  | 29.71s  |
| 5 ZYANYA          | 6   | 23.7m | 16.6m (1) | 19.6m (1) | 2:42.25 | 28.71s  | 30.10s  |
| 3 THE MERCENARY   | 7   | 30.0m | 11.6m (1) | 17.4m (2) | 2:42.74 | 28.90s  | 30.73s  |
| 7 RICHIE REACTOR  | 8   | 37.5m | 13.2m (0) | 15.4m (0) | 2:43.33 | 28.62s  | 31.44s  |
| 4 HOT CINDER      | 9   | 65.7m | 7.4m (1)  | 13.6m (1) | 2:45.53 | 28.87s  | 33.66s  |
| 10 YANKEE LINCOLN | 10  | 68.4m | 10.2m (2) | 12.4m (2) | 2:45.74 | 28.57s  | 33.95s  |

Finish Position and metres gained from 800m





## PJ Harness Analyser

Sectional Analysis Software - Not just a formguide!

[www.facebook.com/PJHarnessRacing](http://www.facebook.com/PJHarnessRacing)



RISE Digital, Harness Racing Australia nor the provider accepts any responsibility for the completeness or accuracy of any of the information contained herein, and makes no representations about its suitability for any particular purpose. Users should make their own judgements about those matters and/or seek independent advice. You assume all risks associated with use of data provided on this page

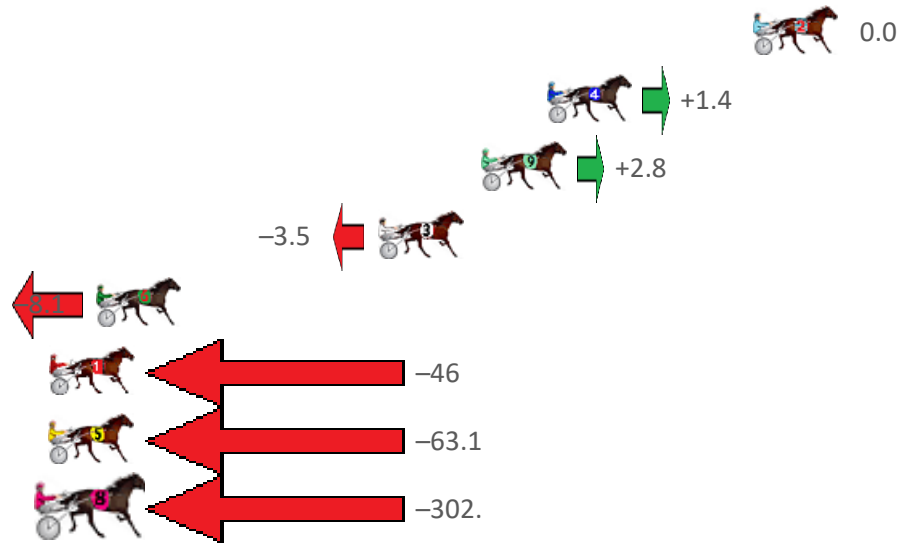
# Northam Race 6 Distance 2150m

Saturday, 18 November 2023

Gross Time: 2:41.10 MileRate: 2:00.60 LeadTime: 43.50s First Qtr: 30.60s Second Qtr: 29.50s Third Qtr: 28.60s Fourth Qtr: 28.90s

| NoHorse            | Plc | Mar    | 800 Posi   | 400 Posi   | Time    | 3rd Qtr | 4th Qtr |
|--------------------|-----|--------|------------|------------|---------|---------|---------|
| 2 MIKIPELO         | 1   | 0.0m   | 0.0m (0)   | 0.0m (0)   | 2:41.10 | 28.60s  | 28.90s  |
| 4 RISING SPIRIT    | 2   | 8.2m   | 9.6m (0)   | 6.8m (0)   | 2:41.72 | 28.40s  | 29.00s  |
| 9 FOLLOW THE MUSIC | 3   | 10.8m  | 13.6m (0)  | 12.6m (1)  | 2:41.92 | 28.53s  | 28.77s  |
| 3 GALAXY WARRIOR   | 4   | 14.9m  | 11.4m (1)  | 8.0m (1)   | 2:42.23 | 28.35s  | 29.40s  |
| 6 GLADYS GUGMAN    | 5   | 26.1m  | 18.0m (0)  | 19.8m (1)  | 2:43.08 | 28.73s  | 29.35s  |
| 1 METEOROID        | 6   | 51.0m  | 5.2m (0)   | 14.0m (0)  | 2:44.97 | 29.22s  | 31.56s  |
| 5 OBSERVATION      | 7   | 183.1m | 120.0m (0) | 150.0m (0) | 2:54.99 | 30.73s  | 31.28s  |
| 8 BITOFDUTCHCOURA  | 8   | 309.0m | 7.0m (1)   | 60.0m (0)  | 3:04.54 | 32.30s  | 46.79s  |

Finish Position and metres gained from 800m





## PJ Harness Analyser

Sectional Analysis Software - Not just a formguide!

www.facebook.com/PJHarnessRacing



RISE Digital, Harness Racing Australia nor the provider accepts any responsibility for the completeness or accuracy of any of the information contained herein, and makes no representations about its suitability for any particular purpose. Users should make their own judgements about those matters and/or seek independent advice. You assume all risks associated with use of data provided on this page



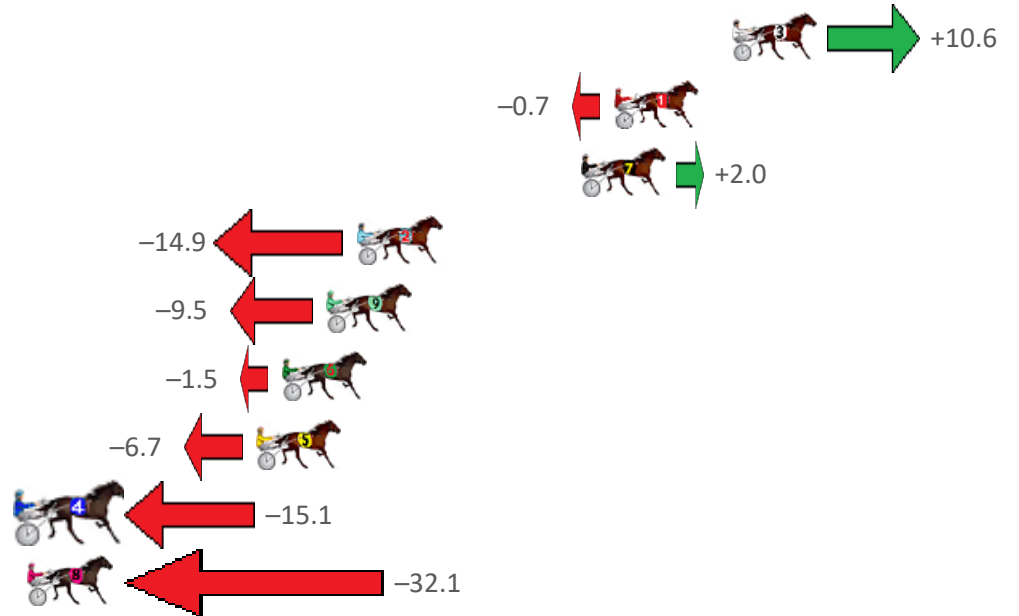
# Northam Race 7 Distance 2190m

Saturday, 18 November 2023

Gross Time: 2:46.60 MileRate: 2:02.50 LeadTime: 43.80s First Qtr: 32.20s Second Qtr: 31.70s Third Qtr: 30.70s Fourth Qtr: 28.20s

| NoHorse            | Plc | Mar   | 800 Posi  | 400 Posi  | Time    | 3rd Qtr | 4th Qtr |
|--------------------|-----|-------|-----------|-----------|---------|---------|---------|
| 3 MILITARY STAR    | 1   | 0.0m  | 10.6m (1) | 4.0m (2)  | 2:46.60 | 30.20s  | 27.92s  |
| 1 ISLAND TEE REX   | 2   | 4.7m  | 4.0m (0)  | 4.0m (0)  | 2:46.95 | 30.70s  | 28.25s  |
| 7 JILLIBY JAKE     | 3   | 6.0m  | 8.0m (0)  | 9.6m (2)  | 2:47.04 | 30.81s  | 27.95s  |
| 2 PINK PARADE      | 4   | 14.9m | 0.0m (0)  | 0.0m (0)  | 2:47.70 | 30.75s  | 29.24s  |
| 9 BATAVIA PLAYBOY  | 5   | 16.1m | 6.6m (1)  | 2.4m (1)  | 2:47.79 | 30.44s  | 29.16s  |
| 6 SPORTS CENTRAL   | 6   | 17.9m | 16.4m (0) | 10.4m (0) | 2:47.93 | 30.28s  | 28.73s  |
| 5 CHASING COOPER   | 7   | 18.9m | 12.2m (0) | 12.0m (3) | 2:48.00 | 30.71s  | 28.68s  |
| 4 STELLA MAJOR     | 8   | 30.1m | 15.0m (1) | 15.4m (4) | 2:48.83 | 30.77s  | 29.23s  |
| 8 ABSOLUTE DELIGHT | 9   | 34.7m | 2.6m (1)  | 8.0m (1)  | 2:49.17 | 31.18s  | 30.07s  |

Finish Position and metres gained from 800m





## PJ Harness Analyser

Sectional Analysis Software - Not just a formguide!

[www.facebook.com/PJHarnessRacing](http://www.facebook.com/PJHarnessRacing)



RISE Digital, Harness Racing Australia nor the provider accepts any responsibility for the completeness or accuracy of any of the information contained herein, and makes no representations about its suitability for any particular purpose. Users should make their own judgements about those matters and/or seek independent advice. You assume all risks associated with use of data provided on this page

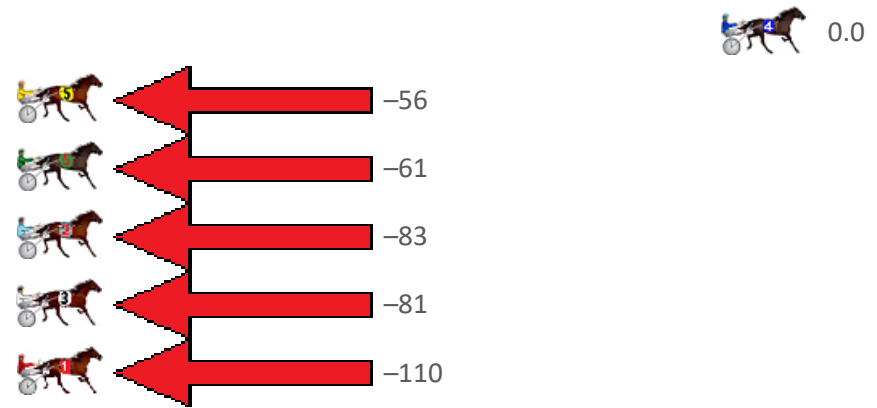
# Northam Race 8 Distance 2190m

Saturday, 18 November 2023

Gross Time: 2:41.90 MileRate: 1:59.00 LeadTime: 43.50s First Qtr: 30.60s Second Qtr: 30.30s Third Qtr: 29.30s Fourth Qtr: 28.20s

| NoHorse           | Plc | Mar    | 800 Posi   | 400 Posi   | Time    | 3rd Qtr | 4th Qtr |
|-------------------|-----|--------|------------|------------|---------|---------|---------|
| 4 MADAM PUBLISHER | 1   | 0.0m   | 0.0m (0)   | 0.0m (0)   | 2:41.90 | 29.30s  | 28.20s  |
| 5 PUSHBUTTON ROCK | 2   | 63.6m  | 8.0m (1)   | 16.4m (1)  | 2:46.61 | 29.96s  | 31.51s  |
| 6 SEASIDE GEM     | 3   | 63.7m  | 3.2m (1)   | 11.8m (1)  | 2:46.62 | 29.99s  | 31.84s  |
| 2 STARANNA        | 4   | 86.9m  | 4.6m (0)   | 15.6m (0)  | 2:48.34 | 30.18s  | 33.20s  |
| 3 HEAVENLY FLIGHT | 5   | 89.9m  | 9.2m (0)   | 50.0m (0)  | 2:48.56 | 32.27s  | 31.00s  |
| 1 STRAUNYS SISTER | 6   | 410.0m | 300.0m (0) | 340.0m (0) | 3:12.28 | 32.25s  | 33.11s  |

Finish Position and metres gained from 800m





## PJ Harness Analyser

Sectional Analysis Software - Not just a formguide!

www.facebook.com/PJHarnessRacing



RISE Digital, Harness Racing Australia nor the provider accepts any responsibility for the completeness or accuracy of any of the information contained herein, and makes no representations about its suitability for any particular purpose. Users should make their own judgements about those matters and/or seek independent advice. You assume all risks associated with use of data provided on this page