

Northam Race 1 Distance 2190m

Saturday, 3 August 2024




Gross Time: 2:42.50 MileRate: 1:59.40 LeadTime: 40.90s First Qtr: 29.70s Second Qtr: 29.90s Third Qtr: 31.30s Fourth Qtr: 30.70s

DATA TABLE: 800 / 400 Posi's are position from leader and (how wide the horse was at that position)

No	Horse	Plc	Mar	800 Posi	400 Posi	Time	3rd Qtr	4th Qt
10	VISITING HOURS	1	0.0m	25.4m (1)	13.2m (2)	2:42.50	30.35s	29.69s
3	VEEFORVICTORY	2	2.1m	0.0m (0)	0.0m (0)	2:42.67	31.30s	30.86s
2	MELORSUE DEE	3	4.7m	17.4m (1)	8.8m (1)	2:42.88	30.63s	30.39s
9	TEMPT THE STARS	4	8.8m	22.8m (0)	18.8m (3)	2:43.21	30.98s	29.94s
5	FOLLOW THE ARK	5	10.9m	5.2m (0)	4.2m (0)	2:43.38	31.23s	31.21s
7	CANDILLO	6	11.8m	18.4m (0)	20.6m (2)	2:43.45	31.46s	30.03s
8	THERE AND THEN	7	15.4m	21.4m (1)	14.4m (1)	2:43.74	30.76s	30.78s
4	MUMMAS LITTLE STAR	8	21.0m	13.4m (1)	8.4m (0)	2:44.19	30.92s	31.66s
1	WHOOPSADAISSY	9	22.3m	14.4m (0)	18.4m (1)	2:44.29	31.61s	31.00s
6	DOUBLE THE ANTE	10	97.7m	4.8m (1)	15.8m (0)	2:50.35	32.21s	36.95s

Finish Position and metres gained

First Arrow shows distance gain/loss from 2nd Qtr to 3rd Qtr, Second Arrow shows distance gain/loss from 3rd Qtr to Finish
Blue arrow indicates best gain in these quarters.



Northam Race 2 Distance 2190m

Saturday, 3 August 2024


Gross Time: 2:41.00 MileRate: 1:58.30 LeadTime: 43.60s First Qtr: 31.80s Second Qtr: 28.50s Third Qtr: 28.70s Fourth Qtr: 28.40s

DATA TABLE: 800 / 400 Posi's are position from leader and (how wide the horse was at that position)

No	Horse	Plc	Mar	800 Posi	400 Posi	Time	3rd Qtr	4th Qt
5	MADDY MADDY	1	0.0m	13.6m (1)	3.0m (2)	2:41.00	27.95s	28.19s
1	GOTA GOOD WARHOL	2	0.5m	1.8m (0)	0.0m (0)	2:41.04	28.57s	28.44s
8	CAVALRY CALL	3	14.9m	0.0m (1)	2.4m (1)	2:42.11	28.88s	29.28s
7	TRITTRITTBANGBAN G	4	16.2m	5.8m (0)	6.0m (0)	2:42.21	28.72s	29.12s
9	EUSTON FLYER	5	18.1m	16.2m (0)	15.0m (1)	2:42.35	28.62s	28.62s
3	CIAO BABE	6	18.3m	9.0m (1)	10.0m (0)	2:42.37	28.77s	28.99s
10	MILITARY STAR	7	33.7m	21.4m (0)	19.0m (0)	2:43.51	28.54s	29.44s
4	CELEBRITY CHEF	8	43.3m	18.2m (1)	20.0m (1)	2:44.23	28.84s	30.05s
2	BATAVIA PLAYBOY	9	44.3m	10.4m (0)	27.6m (0)	2:44.30	29.93s	29.58s
6	TELKEM JAY	10	86.9m	4.8m (1)	10.2m (1)	2:47.48	29.11s	33.82s

Finish Position and metres gained

First Arrow shows distance gain/loss from 2nd Qtr to 3rd Qtr, Second Arrow shows distance gain/loss from 3rd Qtr to Finish. Blue arrow indicates best gain in these quarters.



800

Visual positions in race at 2nd Quarter



400

Visual positions in race at 3rd Quarter



Northam Race 3 Distance 1780m

Saturday, 3 August 2024


Gross Time: 2:10.80 MileRate: 1:58.30 LeadTime: 12.60s First Qtr: 28.90s Second Qtr: 31.00s Third Qtr: 29.00s Fourth Qtr: 29.30s

DATA TABLE: 800 / 400 Posi's are position from leader and (how wide the horse was at that position)

No	Horse	Plc	Mar	800 Posi	400 Posi	Time	3rd Qtr	4th Qt
8	TUBBS FARQUHAR	1	0.0m	2.8m (2)	0.0m (2)	2:10.80	28.80s	29.30s
9	DISCO UNDER FIRE	2	4.7m	6.8m (2)	4.2m (2)	2:11.16	28.81s	29.34s
10	SHEHADI	3	5.4m	9.8m (0)	12.6m (0)	2:11.21	29.21s	28.78s
5	ADMIRAL DARCY	4	6.6m	0.0m (1)	0.2m (1)	2:11.31	29.01s	29.77s
6	THE BATMOBILE	5	8.1m	4.4m (1)	4.6m (1)	2:11.42	29.01s	29.55s
4	BEYOND BLING	6	10.4m	11.8m (2)	9.4m (2)	2:11.60	28.83s	29.37s
3	PACIFIC EAGLE	7	11.8m	8.6m (1)	8.6m (1)	2:11.71	29.00s	29.53s
7	GORDON	8	16.7m	5.6m (0)	8.2m (0)	2:12.08	29.19s	29.92s
2	BAZZA MAC	9	17.6m	1.0m (0)	3.8m (0)	2:12.15	29.20s	30.31s

Finish Position and metres gained

First Arrow shows distance gain/loss from 2nd Qtr to 3rd Qtr, Second Arrow shows distance gain/loss from 3rd Qtr to Finish
Blue arrow indicates best gain in these quarters.



Visual positions in race at 2nd Quarter



Visual positions in race at 3rd Quarter



Northam Race 4 Distance 2190m

Saturday, 3 August 2024

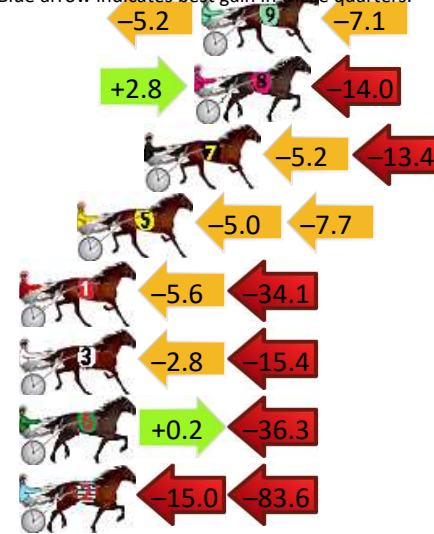
Gross Time: 2:40.50 MileRate: 1:57.90 LeadTime: 42.60s First Qtr: 28.60s Second Qtr: 30.50s Third Qtr: 30.40s Fourth Qtr: 28.40s

DATA TABLE: 800 / 400 Posi's are position from leader and (how wide the horse was at that position)

NoHorse	Plc	Mar	800 Posi	400 Posi	Time	3rd Qtr	4th Qt
4 IM LIGHTNING BANNER	1	0.0m	5.8m (1)	0.0m (0)	2:40.50	29.98s	28.40s
9 SHES A MARE	2	20.7m	8.4m (0)	13.6m (0)	2:42.04	30.80s	28.90s
8 PUSHBUTTON ROCK	3	21.0m	9.8m (1)	7.0m (1)	2:42.07	30.23s	29.39s
7 ROCK THE BANK	4	23.0m	4.4m (0)	9.6m (0)	2:42.22	30.81s	29.35s
5 BETTERTHAN SECRET	5	25.7m	13.0m (0)	18.0m (0)	2:42.42	30.78s	28.94s
1 LONESTAR WARRIOR	6	39.7m	0.0m (0)	5.6m (0)	2:43.46	30.89s	30.81s
3 JOEYS ON A ROLL	7	43.4m	25.2m (0)	28.0m (0)	2:43.74	30.64s	29.49s
6 DONT GOIN THEWATER	8	53.3m	17.2m (0)	17.0m (2)	2:44.48	30.48s	30.96s
2 ROCKNROLL TRAIN	9	100.6m	2.0m (1)	17.0m (1)	2:48.01	31.70s	34.30s

Finish Position and metres gained

First Arrow shows distance gain/loss from 2nd Qtr to 3rd Qtr, Second Arrow shows distance gain/loss from 3rd Qtr to Finish
Blue arrow indicates best gain in those quarters.



800

Visual positions in race at 2nd Quarter



400

Visual positions in race at 3rd Quarter



Northam Race 5 Distance 2190m

Saturday, 3 August 2024


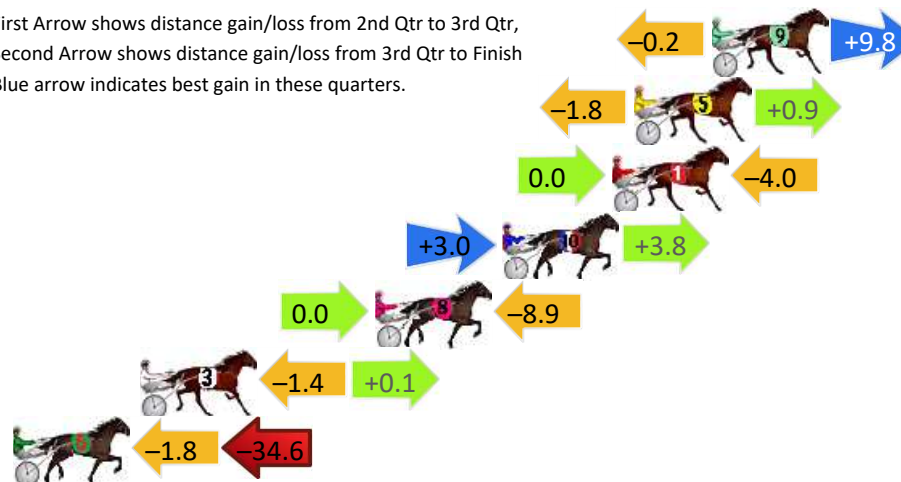
Gross Time: 2:39.50 MileRate: 1:57.20 LeadTime: 43.10s First Qtr: 28.90s Second Qtr: 28.60s Third Qtr: 28.90s Fourth Qtr: 30.00s

DATA TABLE: 800 / 400 Posi's are position from leader and (how wide the horse was at that position)

No	Horse	Plc	Mar	800 Posi	400 Posi	Time	3rd Qtr	4th Qt
9	WORLDS ABOVE	1	0.0m	9.6m (0)	9.8m (0)	2:39.50	28.93s	29.27s
5	NORTHVIEW DANCE	2	3.1m	2.2m (1)	4.0m (1)	2:39.74	29.03s	29.93s
1	BLACKROCK	3	4.0m	0.0m (0)	0.0m (0)	2:39.81	28.89s	30.30s
10	THE MIGHTY WARRIOR	4	8.4m	15.2m (0)	12.2m (1)	2:40.16	28.69s	29.72s
8	THE MERCENARY	5	13.5m	4.6m (0)	4.6m (0)	2:40.56	28.89s	30.66s
3	VELVET SHADOW	6	22.9m	21.6m (0)	23.0m (0)	2:41.30	29.00s	29.99s
6	MACCAS	7	62.4m	26.0m (0)	27.8m (1)	2:44.40	28.98s	32.58s

Finish Position and metres gained

First Arrow shows distance gain/loss from 2nd Qtr to 3rd Qtr, Second Arrow shows distance gain/loss from 3rd Qtr to Finish
Blue arrow indicates best gain in these quarters.



800

Visual positions in race at 2nd Quarter



400

Visual positions in race at 3rd Quarter

Northam Race 6 Distance 2190m

Saturday, 3 August 2024


Gross Time: 2:42.40 MileRate: 1:59.30 LeadTime: 43.10s First Qtr: 31.60s Second Qtr: 30.10s Third Qtr: 28.80s Fourth Qtr: 28.80s

DATA TABLE: 800 / 400 Posi's are position from leader and (how wide the horse was at that position)

No	Horse	Plc	Mar	800 Posi	400 Posi	Time	3rd Qtr	4th Qt
5	SWEET VIVIENNE	1	0.0m	0.0m (0)	0.0m (0)	2:42.40	28.80s	28.80s
10	CHAMPAGNE EVERYONE	2	7.2m	14.8m (1)	13.0m (2)	2:42.94	28.67s	28.38s
3	IMMACHULATE	3	12.2m	6.8m (1)	8.0m (1)	2:43.32	28.89s	29.10s
2	FOLLOW THE MILKYWAY	4	13.4m	4.0m (0)	4.0m (0)	2:43.41	28.80s	29.47s
4	RECOVER LOVER	5	14.3m	19.2m (1)	17.0m (2)	2:43.48	28.64s	28.61s
6	JADES FORTUNE	6	17.5m	2.4m (1)	3.8m (1)	2:43.72	28.90s	29.78s
7	ASHIMA	7	20.6m	13.0m (0)	17.0m (0)	2:43.96	29.09s	29.06s
9	ADDA PARIS	8	20.8m	17.0m (0)	13.4m (1)	2:43.97	28.54s	29.33s
8	JACKIE DANIELS	9	22.5m	10.8m (1)	8.8m (2)	2:44.10	28.66s	29.78s
1	DANNIKA	10	25.0m	8.8m (0)	11.4m (0)	2:44.29	28.99s	29.77s

Finish Position and metres gained

First Arrow shows distance gain/loss from 2nd Qtr to 3rd Qtr, Second Arrow shows distance gain/loss from 3rd Qtr to Finish
Blue arrow indicates best gain in these quarters.



800

Visual positions in race at 2nd Quarter



400

Visual positions in race at 3rd Quarter



Northam Race 7 Distance 2190m

Saturday, 3 August 2024


Gross Time: 2:41.10 MileRate: 1:58.40 LeadTime: 44.20s First Qtr: 29.80s Second Qtr: 28.50s Third Qtr: 28.60s Fourth Qtr: 30.00s

DATA TABLE: 800 / 400 Posi's are position from leader and (how wide the horse was at that position)

No	Horse	Plc	Mar	800 Posi	400 Posi	Time	3rd Qtr	4th Qt
1	MACHLANI	1	0.0m	1.2m (0)	1.0m (0)	2:41.10	28.59s	29.93s
4	YA BETTOR FOLLOWME	2	3.3m	4.2m (1)	4.6m (1)	2:41.36	28.63s	29.90s
5	FRANCO WESTERN	3	3.6m	17.8m (0)	17.4m (0)	2:41.38	28.59s	28.97s
8	ZYANYA	4	3.6m	9.4m (0)	9.2m (1)	2:41.38	28.60s	29.58s
7	FIORD	5	3.8m	5.4m (0)	6.0m (0)	2:41.40	28.65s	29.84s
10	LOMBO MITCHINSON	6	5.1m	0.0m (1)	0.0m (1)	2:41.50	28.59s	30.38s
9	ELLUCIFER	7	6.2m	13.4m (0)	13.2m (1)	2:41.59	28.60s	29.48s
2	HERE COMES SHARKIE	8	25.6m	15.0m (1)	19.0m (1)	2:43.11	28.88s	30.49s
3	AMERICAN MONARCH	9	39.8m	9.4m (1)	10.6m (2)	2:44.23	28.64s	32.18s

Finish Position and metres gained

First Arrow shows distance gain/loss from 2nd Qtr to 3rd Qtr, Second Arrow shows distance gain/loss from 3rd Qtr to Finish
Blue arrow indicates best gain in these quarters.



800

Visual positions in race at 2nd Quarter



400

Visual positions in race at 3rd Quarter



Northam Race 8 Distance 2190m

Saturday, 3 August 2024


Gross Time: 2:45.90 MileRate: 2:01.90 LeadTime: 45.20s First Qtr: 31.90s Second Qtr: 30.50s Third Qtr: 28.90s Fourth Qtr: 29.40s

DATA TABLE: 800 / 400 Posi's are position from leader and (how wide the horse was at that position)

No	Horse	Plc	Mar	800 Posi	400 Posi	Time	3rd Qtr	4th Qt
2	CRACKA TINNY	1	0.0m	0.0m (0)	0.0m (0)	2:45.90	28.90s	29.40s
7	SAVE THIS DANCE	2	7.7m	9.2m (0)	8.2m (0)	2:46.49	28.83s	29.36s
9	GEARSINAWHIRL	3	7.8m	11.2m (1)	13.8m (0)	2:46.50	29.09s	28.96s
1	THIRTYTHREE TRICKS	4	9.5m	4.4m (0)	4.0m (0)	2:46.63	28.87s	29.80s
8	KARAOKE STAR	5	11.1m	7.0m (1)	11.4m (1)	2:46.76	29.22s	29.38s
10	GOODONYA MATE	6	11.3m	15.4m (1)	17.4m (1)	2:46.77	29.05s	28.95s
6	MINNENOOKA	7	17.0m	14.8m (0)	19.0m (0)	2:47.21	29.21s	29.25s
5	RODGER JAMES	8	18.1m	20.0m (1)	22.2m (1)	2:47.30	29.06s	29.10s
3	HALF KIDDING	9	18.8m	2.4m (1)	7.0m (1)	2:47.35	29.23s	30.26s
4	LILLY LAGUNA	10	19.3m	20.0m (0)	24.8m (0)	2:47.39	29.25s	29.00s

Finish Position and metres gained

First Arrow shows distance gain/loss from 2nd Qtr to 3rd Qtr, Second Arrow shows distance gain/loss from 3rd Qtr to Finish
Blue arrow indicates best gain in these quarters.



800

Visual positions in race at 2nd Quarter



400

Visual positions in race at 3rd Quarter



Northam Race 9 Distance 1780m

Saturday, 3 August 2024

Gross Time: 2:13.20 MileRate: 2:00.40 LeadTime: 13.10s First Qtr: 30.80s Second Qtr: 29.70s Third Qtr: 29.80s Fourth Qtr: 29.80s

DATA TABLE: 800 / 400 Posi's are position from leader and (how wide the horse was at that position)

No	Horse	Plc	Mar	800 Posi	400 Posi	Time	3rd Qtr	4th Qt
2	MISS KNOWALL	1	0.0m	0.0m (0)	0.0m (0)	2:13.20	29.80s	29.80s
10	STAR OF THE GALAXY	2	3.3m	9.6m (0)	9.8m (1)	2:13.46	29.81s	29.32s
5	ALTAR	3	5.1m	20.8m (1)	5.6m (2)	2:13.60	28.67s	29.76s
1	MARLEDIE	4	11.0m	5.0m (0)	6.8m (0)	2:14.06	29.93s	30.11s
4	ALLWOODS CHEVRON	5	13.7m	18.2m (0)	15.0m (0)	2:14.27	29.56s	29.70s
7	MALDAZA	6	19.9m	22.6m (0)	22.4m (0)	2:14.75	29.79s	29.61s
9	AIR MARSHAL	7	33.1m	26.8m (1)	13.6m (2)	2:15.78	28.82s	31.24s
6	IDONTWANABEAPIR ATE	8	41.1m	1.4m (1)	4.0m (1)	2:16.41	29.99s	32.55s
3	ROLLING IN CLASS	9	125.9m	85.0m (0)	100.0m (0)	2:23.03	30.91s	31.72s

Finish Position and metres gained

