

Narrogin Race 1 Distance 2242m


Saturday, 11 May 2024

Gross Time: 2:50.80 MileRate: 2:02.60 LeadTime: 48.30s First Qtr: 32.20s Second Qtr: 30.00s Third Qtr: 29.10s Fourth Qtr: 31.20s

DATA TABLE: 800 / 400 Posi's are position from leader and (how wide the horse was at that position)

NoHorse	Plc	Mar	800 Posi	400 Posi	Time	3rd Qtr	4th Qt
7 CHASING COOPER	1	0.0m	4.0m (0)	4.2m (0)	2:50.80	29.13s	30.87s
1 LUHRSY	2	2.7m	0.0m (0)	0.0m (0)	2:51.02	29.09s	31.41s
8 STAPLETON	3	8.2m	8.2m (0)	8.2m (0)	2:51.47	29.10s	31.20s
5 EUSTON FLYER	4	9.2m	15.6m (1)	7.4m (2)	2:51.55	28.48s	31.34s
9 HOT CINDER	5	15.3m	12.6m (0)	12.6m (0)	2:52.05	29.09s	31.41s
3 ANYLOVEISGOODLOVE	6	17.1m	3.2m (1)	9.0m (1)	2:52.19	29.51s	31.83s
4 ROSE TO FAME	7	20.2m	17.0m (0)	18.0m (0)	2:52.45	29.17s	31.37s
6 SWANBOURNE SPUNK	8	24.6m	7.0m (1)	12.4m (2)	2:52.81	29.47s	32.15s
2 HOKULANI	9	48.4m	11.6m (1)	22.4m (1)	2:54.75	29.84s	33.22s

Finish Position and metres gained



800

Visual positions in race at 2nd Quarter



400

Visual positions in race at 3rd Quarter



Narrogin Race 2 Distance 2242m

Saturday, 11 May 2024

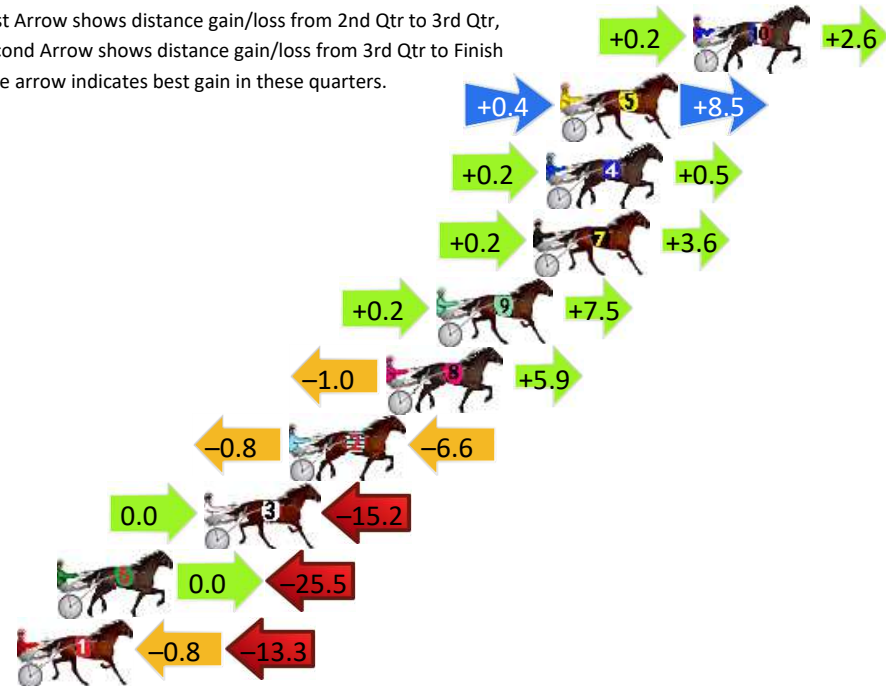
Gross Time: 2:53.70 MileRate: 2:04.70 LeadTime: 46.20s First Qtr: 32.70s Second Qtr: 32.40s Third Qtr: 32.00s Fourth Qtr: 30.40s

DATA TABLE: 800 / 400 Posi's are position from leader and (how wide the horse was at that position)

No	Horse	Plc	Mar	800 Posi	400 Posi	Time	3rd Qtr	4th Qt
10	GET YA BETS ON	1	0.0m	2.8m (1)	2.6m (1)	2:53.70	31.98s	30.20s
5	ALWAYS BE TEDDY	2	5.3m	14.2m (1)	13.8m (1)	2:54.12	31.95s	29.76s
4	MUMMAS LITTLE STAR	3	5.9m	6.6m (1)	6.4m (1)	2:54.17	31.98s	30.36s
7	SUB MARINER	4	6.4m	10.2m (1)	10.0m (1)	2:54.21	31.98s	30.13s
9	HOOAH	5	10.3m	18.0m (1)	17.8m (1)	2:54.52	31.97s	29.83s
8	DUSTYROADS	6	12.3m	17.2m (0)	18.2m (0)	2:54.68	32.07s	29.95s
2	CANDILLO	7	16.2m	8.8m (0)	9.6m (0)	2:54.99	32.08s	30.90s
3	MAJOR BUZZ	8	19.6m	4.4m (0)	4.4m (0)	2:55.26	32.03s	31.55s
6	IWILL NEVER KNOW	9	25.5m	0.0m (0)	0.0m (0)	2:55.73	32.05s	32.33s
1	IM TOILER	10	27.1m	13.0m (0)	13.8m (0)	2:55.86	32.09s	31.41s

Finish Position and metres gained

First Arrow shows distance gain/loss from 2nd Qtr to 3rd Qtr, Second Arrow shows distance gain/loss from 3rd Qtr to Finish
Blue arrow indicates best gain in these quarters.



800

Visual positions in race at 2nd Quarter



400

Visual positions in race at 3rd Quarter



Narrogin Race 3 Distance 2242m

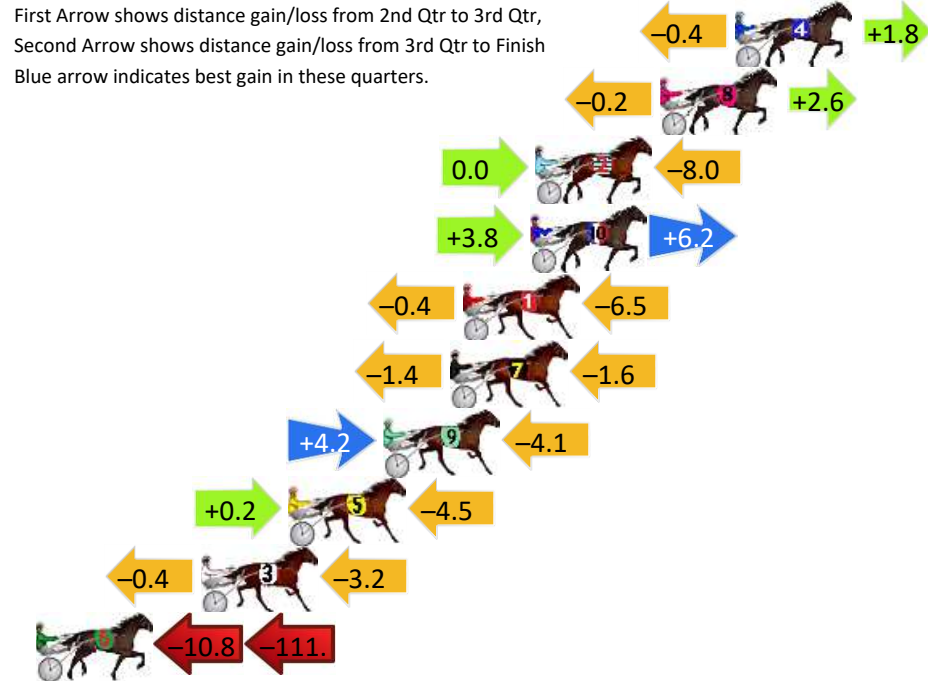
Saturday, 11 May 2024

Gross Time: 2:48.20 MileRate: 2:00.80 LeadTime: 47.30s First Qtr: 31.70s Second Qtr: 30.30s Third Qtr: 29.00s Fourth Qtr: 29.90s

DATA TABLE: 800 / 400 Posi's are position from leader and (how wide the horse was at that position)

No	Horse	Plc	Mar	800 Posi	400 Posi	Time	3rd Qtr	4th Qt
4	BAZAAR PACKAGE	1	0.0m	1.4m (1)	1.8m (1)	2:48.20	29.03s	29.77s
8	OUR LADY JEN	2	3.0m	5.4m (1)	5.6m (1)	2:48.43	29.02s	29.71s
2	OUR LILILOU	3	8.0m	0.0m (0)	0.0m (0)	2:48.83	28.99s	30.49s
10	AMERICAN MONARCH	4	8.2m	18.2m (1)	14.4m (1)	2:48.84	28.73s	29.44s
1	ASHIMA	5	10.9m	4.0m (0)	4.4m (0)	2:49.05	29.02s	30.38s
7	OUR EAGLE BAY	6	11.4m	8.4m (0)	9.8m (1)	2:49.09	29.10s	30.02s
9	ADORE ME SOME MORE	7	14.1m	14.2m (1)	10.0m (2)	2:49.30	28.69s	30.20s
5	JADES FORTUNE	8	17.9m	13.6m (0)	13.4m (0)	2:49.60	28.98s	30.23s
3	PENTHOUSE	9	21.4m	17.8m (0)	18.2m (0)	2:49.88	29.03s	30.14s
6	SLEEK AND SWEET	10	133.0m	10.4m (1)	21.2m (1)	2:58.62	29.67s	38.21s

Finish Position and metres gained



800

Visual positions in race at 2nd Quarter



400

Visual positions in race at 3rd Quarter



Narrogin Race 4 Distance 2242m

Saturday, 11 May 2024



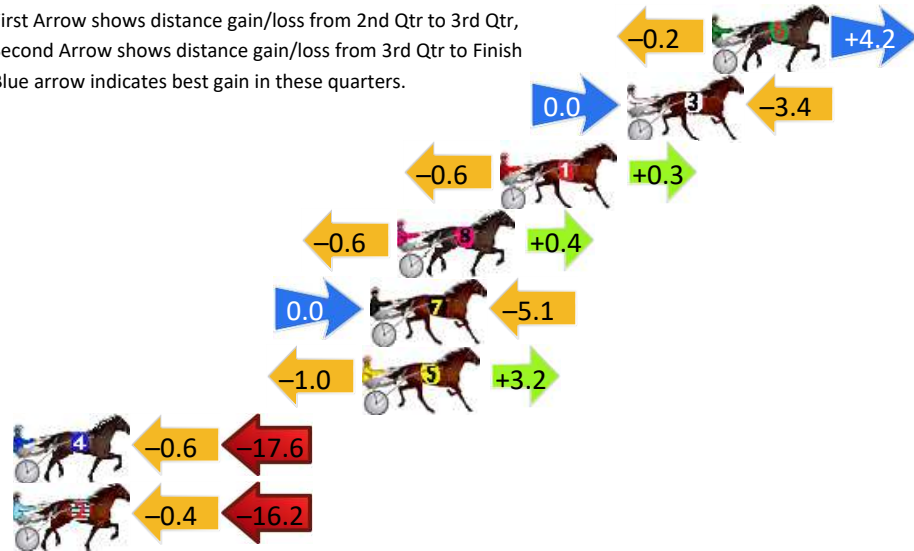
Gross Time: 2:49.40 MileRate: 2:01.60 LeadTime: 45.50s First Qtr: 34.00s Second Qtr: 30.70s Third Qtr: 30.80s Fourth Qtr: 28.40s

DATA TABLE: 800 / 400 Posi's are position from leader and (how wide the horse was at that position)

NoHorse	Plc	Mar	800 Posi	400 Posi	Time	3rd Qtr	4th Qt
6 MAUNGATAHI	1	0.0m	4.0m (0)	4.2m (0)	2:49.40	30.80s	28.10s
3 UNDER THE STARZZZ	2	3.4m	0.0m (0)	0.0m (0)	2:49.65	30.81s	28.64s
1 LOCAL RESIDENT	3	8.5m	8.2m (0)	8.8m (0)	2:50.03	30.84s	28.38s
8 RISING SPIRIT	4	12.6m	12.4m (0)	13.0m (0)	2:50.34	30.84s	28.37s
7 SANFORD HARRY	5	13.7m	8.6m (1)	8.6m (1)	2:50.42	30.82s	28.76s
5 MISTER PICCOLO	6	14.0m	16.2m (0)	17.2m (0)	2:50.44	30.86s	28.17s
4 ZACHARY MARC	7	31.0m	12.8m (1)	13.4m (1)	2:51.71	30.90s	29.64s
2 SANFORD BART	8	33.4m	16.8m (1)	17.2m (2)	2:51.89	30.88s	29.54s

Finish Position and metres gained

First Arrow shows distance gain/loss from 2nd Qtr to 3rd Qtr, Second Arrow shows distance gain/loss from 3rd Qtr to Finish
Blue arrow indicates best gain in these quarters.



Visual positions in race at 2nd Quarter

Visual positions in race at 3rd Quarter

Narrogin Race 5 Distance 2242m

Saturday, 11 May 2024

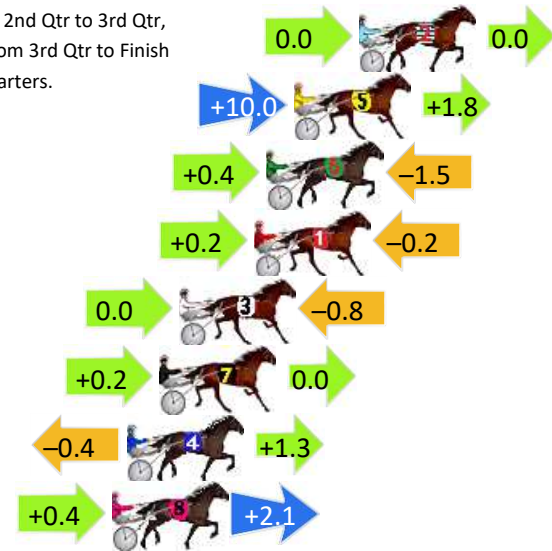
Gross Time: 2:49.60 MileRate: 2:01.70 LeadTime: 48.30s First Qtr: 32.40s Second Qtr: 30.60s Third Qtr: 29.50s Fourth Qtr: 28.80s

DATA TABLE: 800 / 400 Posi's are position from leader and (how wide the horse was at that position)

No	Horse	Plc	Mar	800 Posi	400 Posi	Time	3rd Qtr	4th Qt
2	ROCKNROLL SASS	1	0.0m	0.0m (0)	0.0m (0)	2:49.60	29.50s	28.80s
5	BEYOND BLING	2	2.6m	14.4m (1)	4.4m (2)	2:49.80	28.77s	28.67s
6	CUT N RUN	3	3.7m	2.6m (1)	2.2m (1)	2:49.88	29.47s	28.91s
1	STAR OF WILLOUGHBY	4	4.2m	4.2m (0)	4.0m (0)	2:49.92	29.49s	28.81s
3	EYE BETTER	5	7.2m	6.4m (1)	6.4m (1)	2:50.14	29.50s	28.86s
7	KOLISI	6	8.0m	8.2m (0)	8.0m (0)	2:50.20	29.49s	28.80s
4	HIGHLY FLAMMABLE	7	9.3m	10.2m (1)	10.6m (1)	2:50.30	29.53s	28.71s
8	BREWERY LANE	8	9.9m	12.4m (0)	12.0m (0)	2:50.35	29.47s	28.65s

Finish Position and metres gained

First Arrow shows distance gain/loss from 2nd Qtr to 3rd Qtr, Second Arrow shows distance gain/loss from 3rd Qtr to Finish
Blue arrow indicates best gain in these quarters.



8
0
0

Visual positions in race at 2nd Quarter



4
0
0

Visual positions in race at 3rd Quarter



Narrogin Race 6 Distance 2662m

Saturday, 11 May 2024

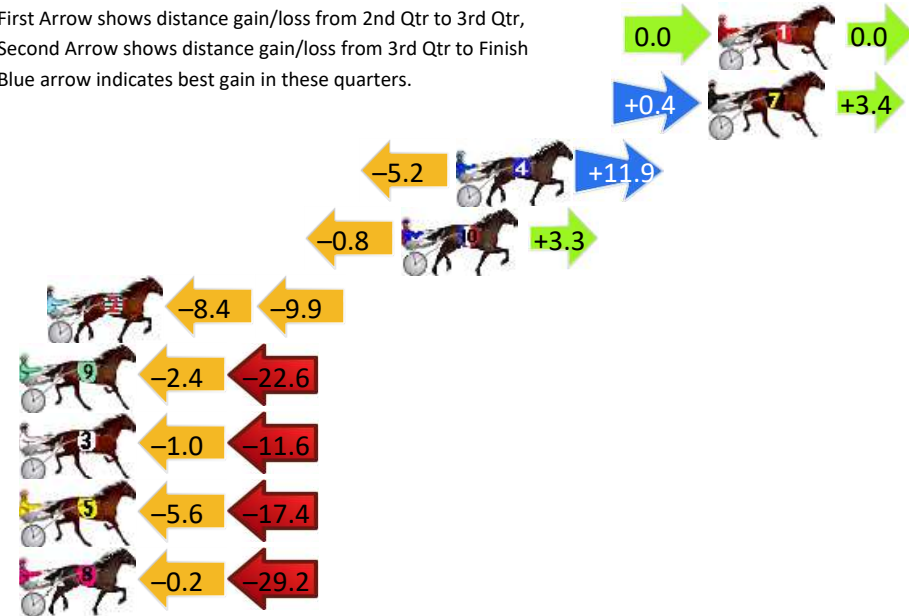
Gross Time: 3:16.00 MileRate: 1:58.50 LeadTime: 77.80s First Qtr: 30.40s Second Qtr: 28.10s Third Qtr: 28.90s Fourth Qtr: 30.80s

DATA TABLE: 800 / 400 Posi's are position from leader and (how wide the horse was at that position)

No	Horse	Plc	Mar	800 Posi	400 Posi	Time	3rd Qtr	4th Qt
1	PINNY TIGER	1	0.0m	0.0m (0)	0.0m (0)	3:16.00	28.90s	30.80s
7	FEELING ACES	2	0.4m	4.2m (0)	3.8m (0)	3:16.03	28.88s	30.54s
4	NULLARBOR NAVAJO	3	10.5m	17.2m (1)	22.4m (2)	3:16.85	29.31s	29.89s
10	VULTAN TIN	4	12.7m	15.2m (0)	16.0m (0)	3:17.02	28.97s	30.55s
2	WHILE THEY PRAY	5	26.9m	8.6m (1)	17.0m (1)	3:18.17	29.50s	31.56s
9	LAVRA JOE	6	28.4m	3.4m (1)	5.8m (1)	3:18.29	29.02s	32.53s
3	BETTOR MOVE ALONG	7	32.0m	19.4m (0)	20.4m (0)	3:18.58	28.95s	31.69s
5	TO FAST TO SERIOUS	8	35.6m	12.6m (1)	18.2m (2)	3:18.87	29.27s	32.13s
8	MASTER LEIGHTON	9	39.0m	9.6m (0)	9.8m (1)	3:19.14	28.85s	33.04s

Finish Position and metres gained

First Arrow shows distance gain/loss from 2nd Qtr to 3rd Qtr, Second Arrow shows distance gain/loss from 3rd Qtr to Finish
Blue arrow indicates best gain in these quarters.



800

Visual positions in race at 2nd Quarter



400

Visual positions in race at 3rd Quarter



Narrogin Race 7 Distance 1823m

Saturday, 11 May 2024

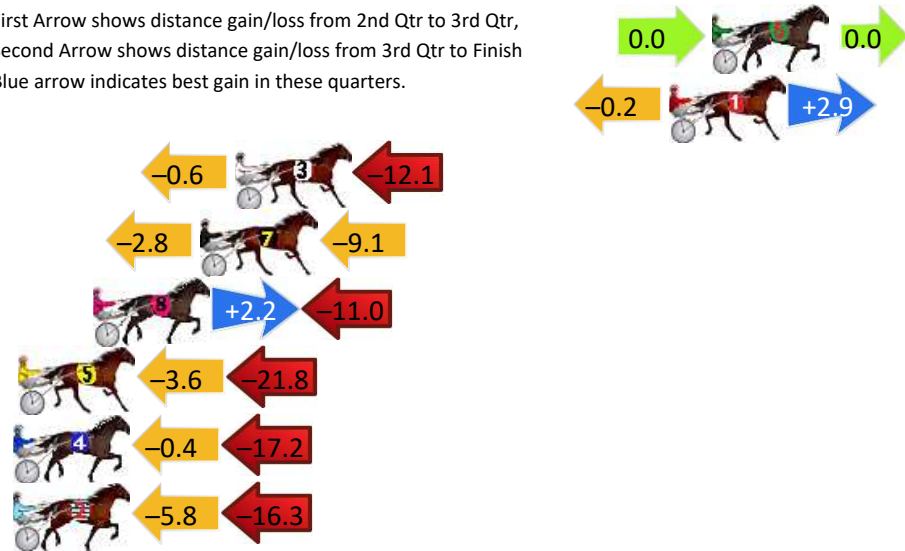
Gross Time: 2:14.40 MileRate: 1:58.70 LeadTime: 14.00s First Qtr: 31.40s Second Qtr: 29.40s Third Qtr: 29.60s Fourth Qtr: 30.00s

DATA TABLE: 800 / 400 Posi's are position from leader and (how wide the horse was at that position)

No	Horse	Plc	Mar	800 Posi	400 Posi	Time	3rd Qtr	4th Qt
6	CAVALRY CALL	1	0.0m	0.0m (0)	0.0m (0)	2:14.40	29.60s	30.00s
1	RUSINOL	2	1.7m	4.4m (0)	4.6m (0)	2:14.53	29.62s	29.78s
3	ELLUCIFER	3	19.1m	6.4m (1)	7.0m (2)	2:15.90	29.64s	30.90s
7	BATAVIA STREAMLINE	4	20.5m	8.6m (0)	11.4m (1)	2:16.01	29.80s	30.68s
8	ALTA HURRAH	5	24.8m	16.0m (1)	13.8m (0)	2:16.35	29.43s	30.82s
5	THE RIGHTEOUS	6	27.8m	2.4m (1)	6.0m (1)	2:16.58	29.86s	31.63s
4	COHLIN	7	30.4m	12.8m (0)	13.2m (2)	2:16.79	29.62s	31.28s
2	BATAVIA PLAYBOY	8	33.7m	11.6m (1)	17.4m (2)	2:17.05	30.02s	31.22s


Finish Position and metres gained

First Arrow shows distance gain/loss from 2nd Qtr to 3rd Qtr, Second Arrow shows distance gain/loss from 3rd Qtr to Finish. Blue arrow indicates best gain in these quarters.



8
0
0

Visual positions in race at 2nd Quarter



4
0
0

Visual positions in race at 3rd Quarter

Narrogin Race 8 Distance 2636m

Saturday, 11 May 2024



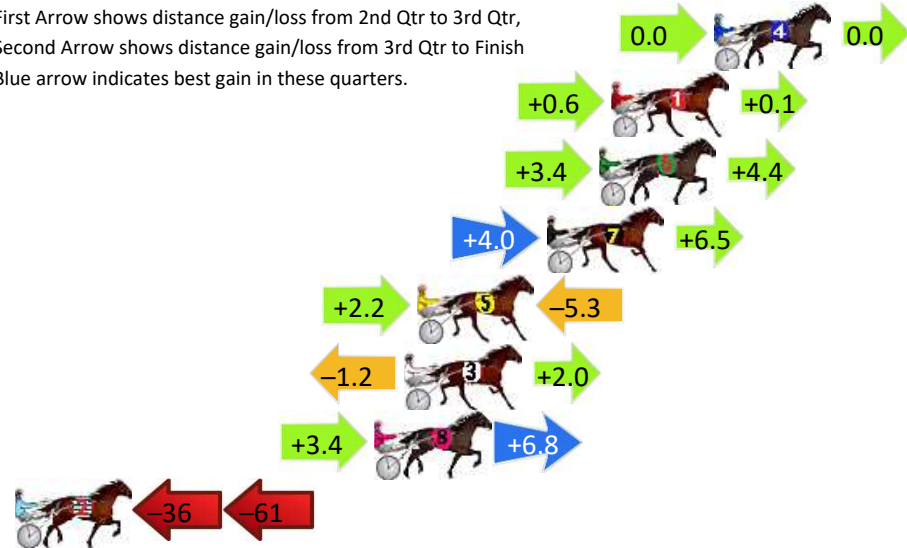
Gross Time: 3:26.80 MileRate: 2:05.80 LeadTime: 85.50s First Qtr: 33.00s Second Qtr: 30.20s Third Qtr: 28.50s Fourth Qtr: 29.60s

DATA TABLE: 800 / 400 Posi's are position from leader and (how wide the horse was at that position)

No	Horse	Plc	Mar	800 Posi	400 Posi	Time	3rd Qtr	4th Qt
4	TROUBLE SUPREME	1	0.0m	0.0m (0)	0.0m (0)	3:26.80	28.50s	29.60s
1	VELVET SHADOW	2	4.1m	4.8m (0)	4.2m (0)	3:27.12	28.46s	29.59s
6	BELLISSIMO ACQUISTO	3	4.6m	12.4m (1)	9.0m (0)	3:27.16	28.26s	29.28s
7	GOLD HORSESHOE	4	6.7m	17.2m (1)	13.2m (1)	3:27.32	28.22s	29.12s
5	BARBADOS	5	11.9m	8.8m (0)	6.6m (1)	3:27.72	28.33s	29.99s
3	I SEE FIRE	6	12.4m	13.2m (0)	14.4m (0)	3:27.76	28.59s	29.45s
8	SIMPLY SHAZ	7	13.6m	23.8m (0)	20.4m (1)	3:27.86	28.26s	29.10s
2	YANKEEDELIGHT	8	140.9m	44.0m (0)	80.0m (0)	3:37.73	31.02s	34.08s

Finish Position and metres gained

First Arrow shows distance gain/loss from 2nd Qtr to 3rd Qtr, Second Arrow shows distance gain/loss from 3rd Qtr to Finish
Blue arrow indicates best gain in these quarters.



Narrogin Race 9 Distance 2242m

Saturday, 11 May 2024


Gross Time: 2:49.00 MileRate: 2:01.30 LeadTime: 47.40s First Qtr: 31.40s Second Qtr: 30.40s Third Qtr: 29.60s Fourth Qtr: 30.20s

DATA TABLE: 800 / 400 Posi's are position from leader and (how wide the horse was at that position)

No	Horse	Plc	Mar	800 Posi	400 Posi	Time	3rd Qtr	4th Qt
8	ROCK ROSIE ROCK	1	0.0m	10.4m (1)	0.0m (2)	2:49.00	28.83s	30.20s
3	FUNKY MUSIC	2	2.3m	4.8m (0)	6.8m (1)	2:49.18	29.75s	29.86s
7	SHES A MARE	3	8.7m	14.6m (1)	5.6m (2)	2:49.69	28.93s	30.43s
5	PUSHBUTTON ROCK	4	15.9m	14.0m (0)	10.6m (2)	2:50.26	29.34s	30.60s
1	FLY EAGLEROSE	5	26.6m	9.4m (0)	11.2m (0)	2:51.10	29.72s	31.36s
6	LUCY VICTORIA	6	29.4m	21.8m (0)	17.8m (1)	2:51.32	29.29s	31.07s
2	BROOKVALEGIRL	7	29.8m	0.0m (0)	2.4m (0)	2:51.36	29.76s	32.26s
4	REMARKABLE ROCK	8	32.0m	6.4m (1)	2.6m (1)	2:51.53	29.30s	32.41s

Finish Position and metres gained

First Arrow shows distance gain/loss from 2nd Qtr to 3rd Qtr, Second Arrow shows distance gain/loss from 3rd Qtr to Finish Blue arrow indicates best gain in these quarters.



800

Visual positions in race at 2nd Quarter



400

Visual positions in race at 3rd Quarter

