

Gloucester Park Race 1 Distance 2130m

Friday, 29 November 2024

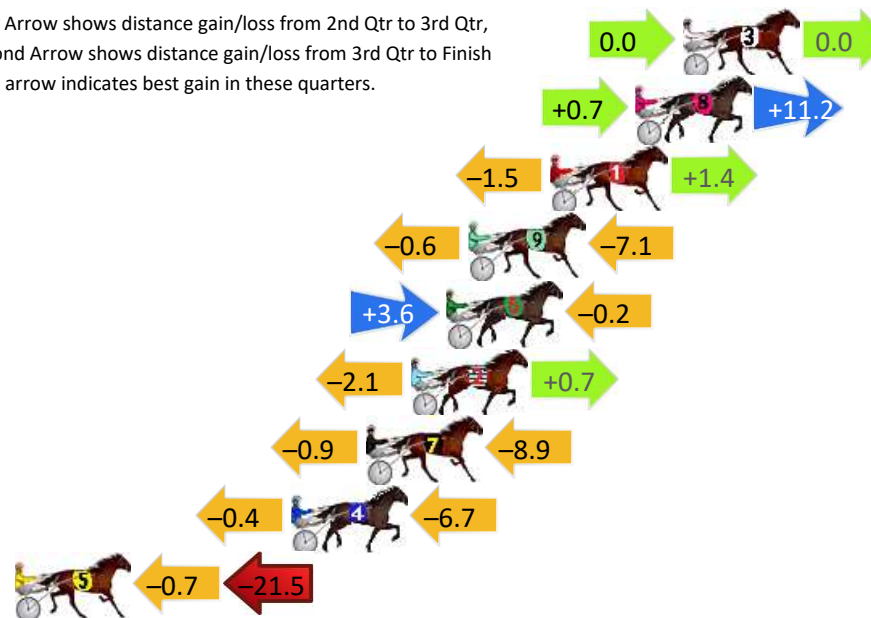
Gross Time: 2:35.30 MileRate: 1:57.40 LeadTime: 37.80s First Qtr: 31.80s Second Qtr: 30.20s Third Qtr: 28.00s Fourth Qtr: 27.50s

DATA TABLE: 800 / 400 Posi's are position from leader and (how wide the horse was at that position)

NoHorse	Plc	Mar	800 Posi	400 Posi	Time	3rd Qtr	4th Qt
3 ATLANTIC GEM	1	0.0m	0.0m (0)	0.0m (0)	2:35.30	28.00s	27.50s
8 COPY CAT QUEEN	2	1.9m	13.8m (0)	13.1m (1)	2:35.44	27.94s	26.74s
1 MISS UNEEK	3	5.3m	5.2m (0)	6.7m (0)	2:35.68	28.10s	27.42s
9 XCEPTIONAL ARMA	4	8.6m	0.9m (1)	1.5m (1)	2:35.92	28.04s	28.02s
6 SOHO VESPER LIND	5	9.5m	12.9m (1)	9.3m (2)	2:35.99	27.74s	27.54s
2 COOPERS IDEAL	6	10.9m	9.5m (0)	11.6m (0)	2:36.09	28.14s	27.49s
7 SOHO HONEY RIDER	7	12.7m	2.9m (2)	3.8m (2)	2:36.22	28.06s	28.16s
4 RELATIVELY ARMA	8	15.7m	8.6m (1)	9.0m (1)	2:36.44	28.02s	28.01s
5 NASE VIRA	9	26.8m	4.6m (1)	5.3m (1)	2:37.24	28.04s	29.08s

Finish Position and metres gained

First Arrow shows distance gain/loss from 2nd Qtr to 3rd Qtr,
Second Arrow shows distance gain/loss from 3rd Qtr to Finish
Blue arrow indicates best gain in these quarters.



800

Visual positions in race at 2nd Quarter



400

Visual positions in race at 3rd Quarter



Gloucester Park Race 2 Distance 2130m

Friday, 29 November 2024


Gross Time: 2:32.90 MileRate: 1:55.50 LeadTime: 36.60s First Qtr: 30.70s Second Qtr: 29.70s Third Qtr: 28.20s Fourth Qtr: 27.70s

DATA TABLE: 800 / 400 Posi's are position from leader and (how wide the horse was at that position)

No	Horse	Plc	Mar	800 Posi	400 Posi	Time	3rd Qtr	4th Qt
3	GOODFELLAZ	1	0.0m	0.0m (0)	0.0m (0)	2:32.90	28.20s	27.70s
1	NAVY STREET	2	5.9m	4.3m (0)	4.3m (0)	2:33.33	28.20s	27.83s
7	ROCKANDROLLARTIS T	3	22.1m	6.9m (1)	7.6m (3)	2:34.51	28.25s	28.78s
6	MY ULTIMATE CHEVRON	4	22.3m	16.3m (0)	12.7m (2)	2:34.52	27.94s	28.44s
4	LETS GET ROCKIN	5	22.7m	11.1m (1)	12.8m (3)	2:34.55	28.31s	28.47s
2	ILLAWONG MUSTANG	6	26.4m	12.3m (0)	12.7m (0)	2:34.82	28.22s	28.74s
10	MEGA MACH	7	26.6m	8.3m (0)	8.6m (0)	2:34.84	28.22s	29.04s
8	ME FLASH	8	26.8m	15.1m (1)	17.0m (2)	2:34.85	28.32s	28.47s
9	SHOWPONY	9	28.4m	19.4m (1)	17.0m (3)	2:34.97	28.02s	28.59s
5	ROCK ME OVER	10	40.5m	2.9m (1)	11.0m (1)	2:35.85	28.76s	29.89s


Finish Position and metres gained

First Arrow shows distance gain/loss from 2nd Qtr to 3rd Qtr,
Second Arrow shows distance gain/loss from 3rd Qtr to Finish
Blue arrow indicates best gain in these quarters.



800

Visual positions in race at 2nd Quarter



400

Visual positions in race at 3rd Quarter



Powered by



Harness Analyser

Sectional Analysis Software

Not just form | Free Trial

www.facebook.com/PJHarnessRacing



RISE Digital, Harness Racing Australia nor the provider accepts any responsibility for the completeness or accuracy of any of the information contained herein, and makes no representations about its suitability for any particular purpose. Users should make their own judgements about those matters and/or seek independent advice. You assume all risks associated with use of data provided on this page

Gloucester Park Race 3 Distance 2130m

Friday, 29 November 2024


Gross Time: 2:32.00 MileRate: 1:54.90 LeadTime: 36.10s First Qtr: 30.80s Second Qtr: 29.00s Third Qtr: 28.20s Fourth Qtr: 27.90s

DATA TABLE: 800 / 400 Posi's are position from leader and (how wide the horse was at that position)

No	Horse	Plc	Mar	800 Posi	400 Posi	Time	3rd Qtr	4th Qt
6	WHATARETHEODDS	1	0.0m	14.6m (1)	13.5m (1)	2:32.00	28.12s	26.96s
9	NULLARBOR NAVAJO	2	0.4m	10.3m (1)	9.2m (2)	2:32.03	28.12s	27.29s
3	STAR CASINO	3	2.7m	2.3m (1)	2.0m (1)	2:32.20	28.18s	27.96s
4	IMA FIVESTAR GENERAL	4	4.3m	6.3m (1)	5.5m (2)	2:32.32	28.14s	27.83s
1	LAMANDIER	5	7.1m	0.0m (0)	0.0m (0)	2:32.52	28.20s	28.42s
10	RAGAZZO MACH	6	7.8m	4.9m (0)	5.8m (1)	2:32.57	28.26s	28.07s
8	THOMSON BAY	7	8.8m	17.1m (0)	17.5m (0)	2:32.65	28.22s	27.33s
7	IDEAL TOMADO	8	10.8m	13.1m (0)	13.2m (0)	2:32.79	28.20s	27.77s
2	FRANCO MECCA	9	11.9m	8.9m (0)	8.6m (0)	2:32.87	28.18s	28.17s
5	LONGREACH BAY	10	35.0m	21.7m (0)	24.4m (0)	2:34.57	28.38s	28.77s

Finish Position and metres gained

First Arrow shows distance gain/loss from 2nd Qtr to 3rd Qtr, Second Arrow shows distance gain/loss from 3rd Qtr to Finish
Blue arrow indicates best gain in these quarters.



800

Visual positions in race at 2nd Quarter



400

Visual positions in race at 3rd Quarter



Gloucester Park Race 4 Distance 1730m

Friday, 29 November 2024

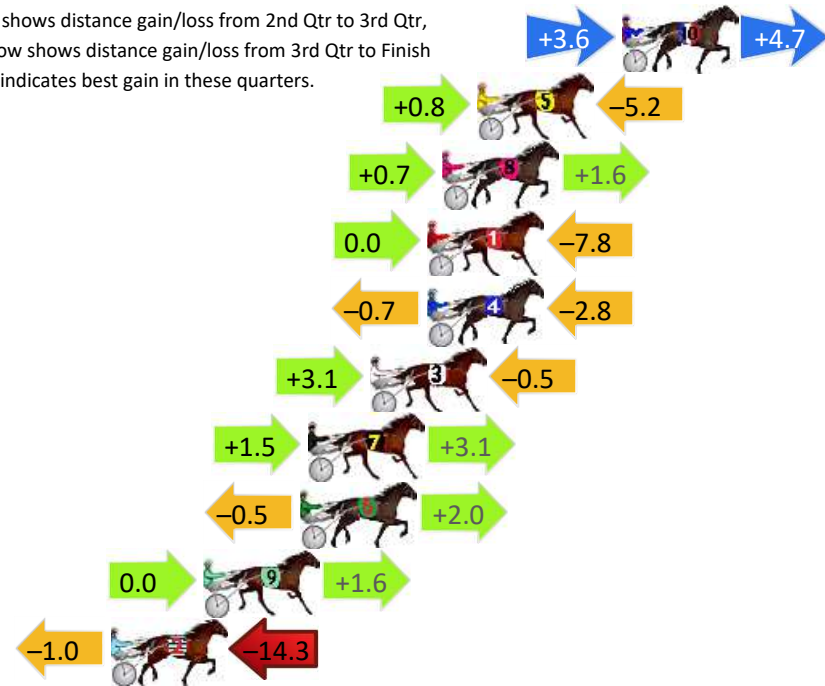
Gross Time: 2:01.30 MileRate: 1:52.90 LeadTime: 7.30s First Qtr: 28.60s Second Qtr: 30.00s Third Qtr: 28.00s Fourth Qtr: 27.40s

DATA TABLE: 800 / 400 Posi's are position from leader and (how wide the horse was at that position)

No	Horse	Plc	Mar	800 Posi	400 Posi	Time	3rd Qtr	4th Qt
10	JAWSOFLINCOLN	1	0.0m	8.3m (0)	4.7m (0)	2:01.30	27.74s	27.08s
5	CAPTAIN RAVISHING	2	5.8m	1.4m (1)	0.6m (1)	2:01.72	27.94s	27.78s
8	JUMPINGJACKMAC	3	7.2m	9.5m (1)	8.8m (1)	2:01.82	27.94s	27.32s
1	TO FAST TO SERIOUS	4	7.8m	0.0m (0)	0.0m (0)	2:01.86	28.00s	27.96s
4	TRICKY MIKI	5	7.8m	4.3m (0)	5.0m (1)	2:01.86	28.04s	27.62s
3	HILLVIEW BONDI	6	10.1m	12.7m (0)	9.6m (0)	2:02.03	27.78s	27.47s
7	WILDWEST	7	12.6m	17.2m (0)	15.7m (0)	2:02.21	27.88s	27.23s
6	CORDERO	8	12.9m	14.4m (1)	14.9m (1)	2:02.23	28.02s	27.31s
9	DIEGO	9	16.8m	18.4m (1)	18.4m (2)	2:02.51	27.98s	27.35s
2	STREET HAWK	10	20.5m	5.2m (1)	6.2m (2)	2:02.78	28.06s	28.45s


Finish Position and metres gained

First Arrow shows distance gain/loss from 2nd Qtr to 3rd Qtr, Second Arrow shows distance gain/loss from 3rd Qtr to Finish
Blue arrow indicates best gain in these quarters.



8
0
0

Visual positions in race at 2nd Quarter



4
0
0

Visual positions in race at 3rd Quarter



Gloucester Park Race 5 Distance 2130m

Friday, 29 November 2024


Gross Time: 2:30.80 MileRate: 1:53.90 LeadTime: 36.20s First Qtr: 30.00s Second Qtr: 28.70s Third Qtr: 27.60s Fourth Qtr: 28.30s

DATA TABLE: 800 / 400 Posi's are position from leader and (how wide the horse was at that position)

No	Horse	Plc	Mar	800 Posi	400 Posi	Time	3rd Qtr	4th Qt
4	MISTER SMARTEE	1	0.0m	7.6m (1)	8.4m (1)	2:30.80	27.66s	27.72s
10	LUSAKA	2	2.3m	4.4m (0)	4.1m (1)	2:30.97	27.58s	28.19s
1	CHIVALRY	3	6.8m	0.0m (0)	0.0m (0)	2:31.31	27.60s	28.81s
8	ROLLING FIRE	4	8.5m	17.5m (0)	15.0m (0)	2:31.43	27.44s	27.89s
11	SKYLORD	5	8.6m	11.7m (1)	12.4m (1)	2:31.44	27.66s	28.08s
2	ROCK ARTIST	6	10.4m	8.5m (0)	5.8m (0)	2:31.57	27.42s	28.67s
7	SOHO FIRESTONE	7	11.0m	12.8m (0)	10.4m (0)	2:31.62	27.44s	28.40s
12	SKYLOU	8	15.1m	15.8m (1)	16.0m (1)	2:31.92	27.63s	28.31s
6	IM THE BLACK FLASH	9	23.4m	12.8m (2)	16.5m (2)	2:32.54	27.87s	28.89s
9	CROWD CONTROL	10	34.3m	22.7m (0)	21.6m (0)	2:33.35	27.54s	29.35s
5	LOUIE DIOR	11	36.3m	16.6m (2)	20.2m (1)	2:33.50	27.86s	29.60s
3	SORRIDERE	12	42.1m	3.5m (1)	9.6m (2)	2:33.93	28.02s	30.77s

Finish Position and metres gained

First Arrow shows distance gain/loss from 2nd Qtr to 3rd Qtr, Second Arrow shows distance gain/loss from 3rd Qtr to Finish. Blue arrow indicates best gain in these quarters.



800

Visual positions in race at 2nd Quarter



400

Visual positions in race at 3rd Quarter



Powered by **PJ Harness Analyser**

Sectional Analysis Software

Not just form | Free Trial

www.facebook.com/PJHarnessRacing



RISE Digital, Harness Racing Australia nor the provider accepts any responsibility for the completeness or accuracy of any of the information contained herein, and makes no representations about its suitability for any particular purpose. Users should make their own judgements about those matters and/or seek independent advice. You assume all risks associated with use of data provided on this page

Gloucester Park Race 6 Distance 2503m

Friday, 29 November 2024

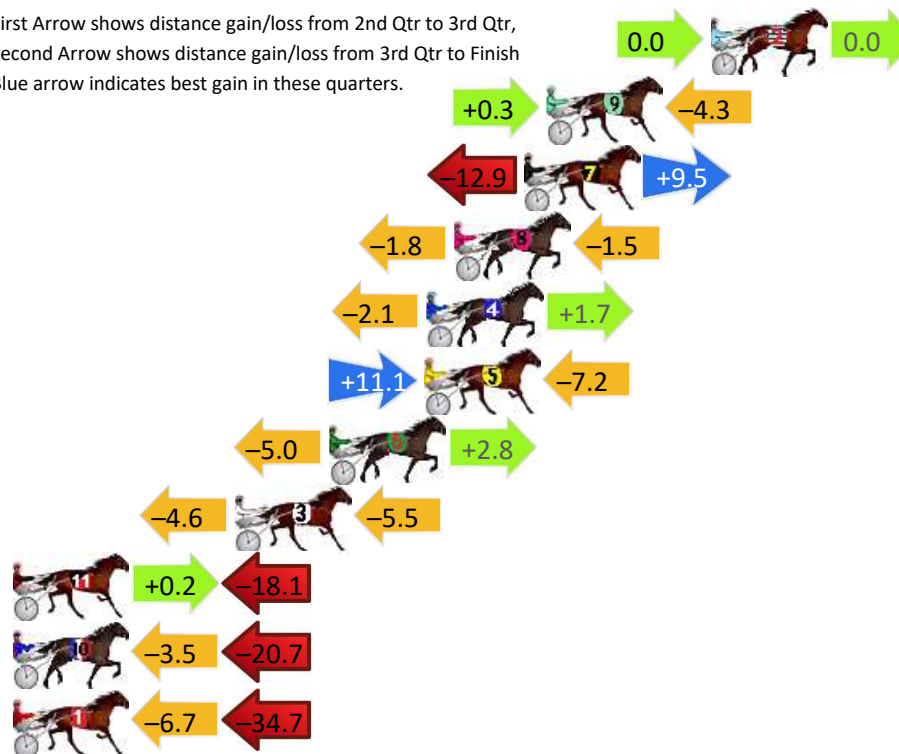
Gross Time: 3:05.20 MileRate: 1:59.10 LeadTime: 68.60s First Qtr: 29.00s Second Qtr: 30.60s Third Qtr: 27.70s Fourth Qtr: 29.30s

DATA TABLE: 800 / 400 Posi's are position from leader and (how wide the horse was at that position)

No	Horse	Plc	Mar	800 Posi	400 Posi	Time	3rd Qtr	4th Qt
2	CALIENTE	1	0.0m	0.0m (0)	0.0m (0)	3:05.20	27.70s	29.30s
9	BRICKIES DREAM	2	6.6m	2.6m (1)	2.3m (1)	3:05.71	27.68s	29.65s
7	CONEY ISLAND LOU	3	7.5m	4.1m (2)	17.0m (2)	3:05.78	28.62s	28.67s
8	SOHO SANTORINI	4	10.3m	7.0m (1)	8.8m (2)	3:05.99	27.84s	29.47s
4	CHEDDAR IS BETTER	5	11.4m	11.0m (1)	13.1m (2)	3:06.08	27.86s	29.25s
5	TRIGWELL ROAD	6	11.5m	15.4m (1)	4.3m (2)	3:06.08	26.94s	29.88s
6	GOV STARZZZ	7	15.3m	13.1m (0)	18.1m (0)	3:06.38	28.08s	29.20s
3	CALL TO ARMS	8	19.1m	9.0m (0)	13.6m (0)	3:06.67	28.04s	29.81s
11	PAROQUET	9	29.2m	11.3m (2)	11.1m (3)	3:07.44	27.71s	30.76s
10	STRAUNY	10	41.6m	17.4m (0)	20.9m (1)	3:08.40	27.98s	31.01s
1	DUTY BOUND	11	46.3m	4.9m (0)	11.6m (1)	3:08.76	28.18s	32.04s


Finish Position and metres gained

First Arrow shows distance gain/loss from 2nd Qtr to 3rd Qtr, Second Arrow shows distance gain/loss from 3rd Qtr to Finish
Blue arrow indicates best gain in these quarters.



800

Visual positions in race at 2nd Quarter



400

Visual positions in race at 3rd Quarter



Sectional Analysis Software

Not just form | Free Trial

www.facebook.com/PJHarnessRacing



RISE Digital, Harness Racing Australia nor the provider accepts any responsibility for the completeness or accuracy of any of the information contained herein, and makes no representations about its suitability for any particular purpose. Users should make their own judgements about those matters and/or seek independent advice. You assume all risks associated with use of data provided on this page

Gloucester Park Race 7 Distance 2130m

Friday, 29 November 2024

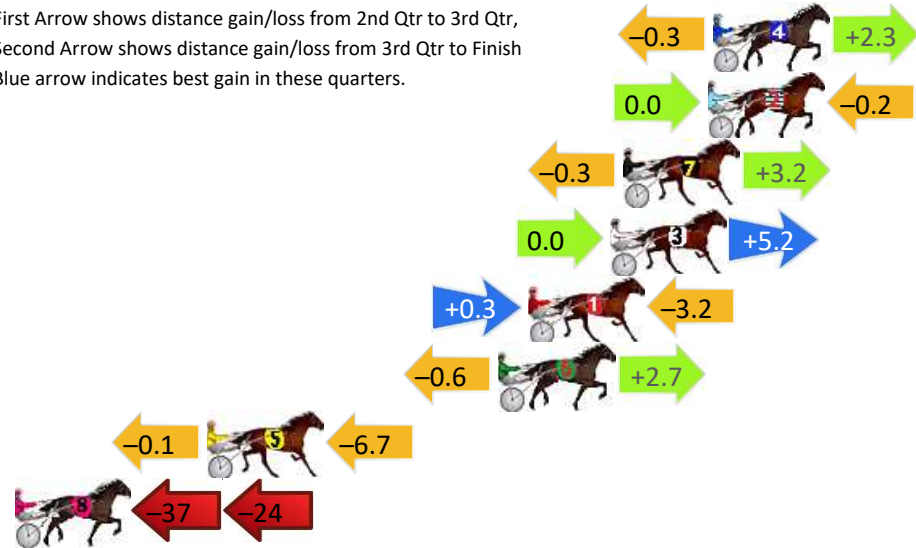
Gross Time: 2:32.00 MileRate: 1:54.90 LeadTime: 36.40s First Qtr: 28.40s Second Qtr: 30.20s Third Qtr: 28.60s Fourth Qtr: 28.40s

DATA TABLE: 800 / 400 Posi's are position from leader and (how wide the horse was at that position)

No	Horse	Plc	Mar	800 Posi	400 Posi	Time	3rd Qtr	4th Qt
4	PENNY BLACK	1	0.0m	2.0m (1)	2.3m (1)	2:32.00	28.62s	28.24s
2	INSTA GATOR	2	0.2m	0.0m (0)	0.0m (0)	2:32.01	28.60s	28.41s
7	FRISKY STYX	3	3.6m	6.5m (1)	6.8m (1)	2:32.27	28.62s	28.19s
3	STORYTELLER	4	4.1m	9.3m (0)	9.3m (0)	2:32.31	28.60s	28.05s
1	TANTABIDDI	5	7.4m	4.5m (0)	4.2m (0)	2:32.55	28.58s	28.65s
6	MAGNUS VICTOR	6	8.6m	10.7m (1)	11.3m (1)	2:32.64	28.64s	28.24s
5	HEEZ GOOD AS GOLD	7	20.3m	13.5m (0)	13.6m (0)	2:33.51	28.60s	28.95s
8	SPICEY MAJOR	8	66.1m	5.9m (2)	42.4m (0)	2:36.93	31.18s	30.33s

Finish Position and metres gained

First Arrow shows distance gain/loss from 2nd Qtr to 3rd Qtr, Second Arrow shows distance gain/loss from 3rd Qtr to Finish. Blue arrow indicates best gain in these quarters.



8
0
0

Visual positions in race at 2nd Quarter



4
0
0

Visual positions in race at 3rd Quarter



Gloucester Park Race 8 Distance 2130m

Friday, 29 November 2024

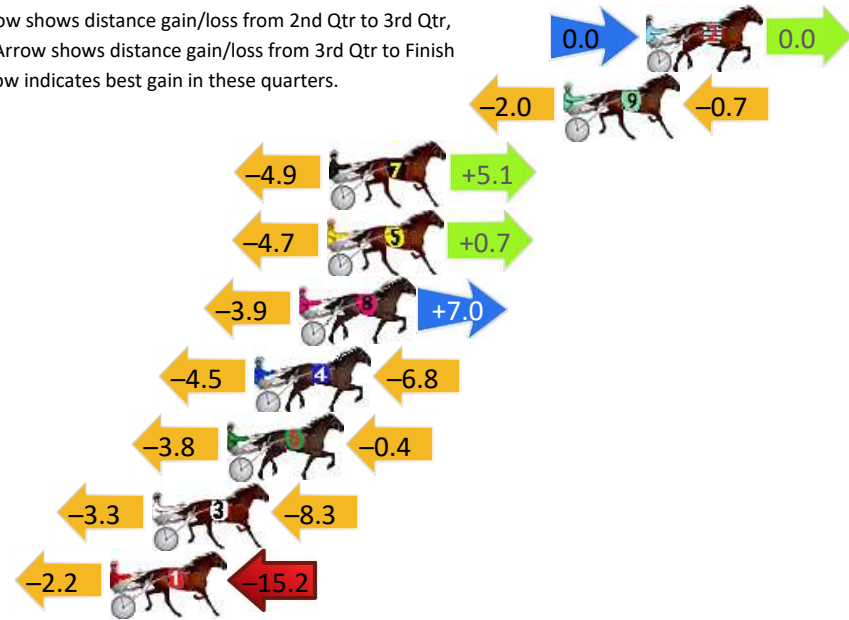
Gross Time: 2:32.70 MileRate: 1:55.40 LeadTime: 37.20s First Qtr: 30.50s Second Qtr: 28.90s Third Qtr: 27.50s Fourth Qtr: 28.60s

DATA TABLE: 800 / 400 Posi's are position from leader and (how wide the horse was at that position)

No	Horse	Plc	Mar	800 Posi	400 Posi	Time	3rd Qtr	4th Qt
2	MONTANA GLORY	1	0.0m	0.0m (0)	0.0m (0)	2:32.70	27.50s	28.60s
9	PEACEFUL	2	3.3m	0.6m (1)	2.6m (1)	2:32.95	27.64s	28.67s
7	OUR LADY JEN	3	12.7m	12.9m (1)	17.8m (1)	2:33.65	27.86s	28.31s
5	SEAGRASS	4	12.8m	8.8m (1)	13.5m (1)	2:33.66	27.84s	28.62s
8	POCKET THE CHANGE	5	13.9m	17.0m (0)	20.9m (0)	2:33.74	27.80s	28.18s
4	REBLINE	6	15.7m	4.4m (1)	8.9m (1)	2:33.88	27.82s	29.16s
6	EYE BETTER	7	16.8m	12.6m (0)	16.4m (0)	2:33.96	27.78s	28.72s
3	SECRET REACTION	8	19.8m	8.2m (0)	11.5m (0)	2:34.19	27.74s	29.29s
1	SUNSHINE SWIFT	9	21.5m	4.1m (0)	6.3m (0)	2:34.31	27.66s	29.77s

Finish Position and metres gained

First Arrow shows distance gain/loss from 2nd Qtr to 3rd Qtr, Second Arrow shows distance gain/loss from 3rd Qtr to Finish Blue arrow indicates best gain in these quarters.



800

Visual positions in race at 2nd Quarter



400

Visual positions in race at 3rd Quarter



Gloucester Park Race 9 Distance 2130m

Friday, 29 November 2024

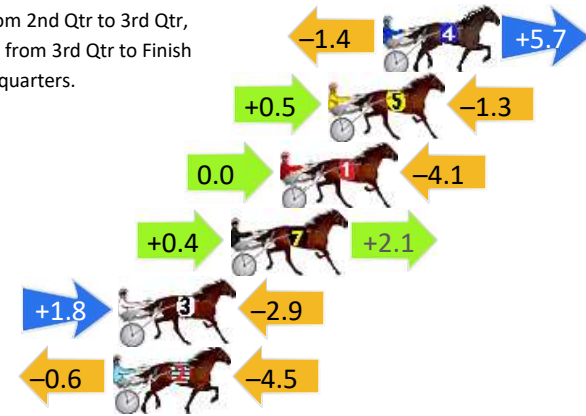
Gross Time: 2:32.60 MileRate: 1:55.30 LeadTime: 36.50s First Qtr: 30.60s Second Qtr: 28.60s Third Qtr: 28.10s Fourth Qtr: 28.80s

DATA TABLE: 800 / 400 Posi's are position from leader and (how wide the horse was at that position)

NoHorse	Plc	Mar	800 Posi	400 Posi	Time	3rd Qtr	4th Qt
4 GALACTIC STAR	1	0.0m	4.3m (0)	5.7m (1)	2:32.60	28.20s	28.40s
5 HAMPTON BANNER	2	2.2m	1.4m (1)	0.9m (1)	2:32.77	28.06s	28.90s
1 JASPERVELLABEACH	3	4.1m	0.0m (0)	0.0m (0)	2:32.91	28.10s	29.11s
7 MAJOR OVERS	4	6.1m	8.6m (0)	8.2m (0)	2:33.06	28.08s	28.68s
3 THE MIKI TAKER	5	10.6m	9.5m (1)	7.7m (3)	2:33.40	27.99s	29.06s
2 RASCAL	6	10.8m	5.7m (1)	6.3m (2)	2:33.42	28.14s	29.17s

Finish Position and metres gained

First Arrow shows distance gain/loss from 2nd Qtr to 3rd Qtr, Second Arrow shows distance gain/loss from 3rd Qtr to Finish Blue arrow indicates best gain in these quarters.



8
0
0

Visual positions in race at 2nd Quarter



4
0
0

Visual positions in race at 3rd Quarter

