

Gloucester Park Race 1 Distance 2130m

Tuesday, 29 October 2024



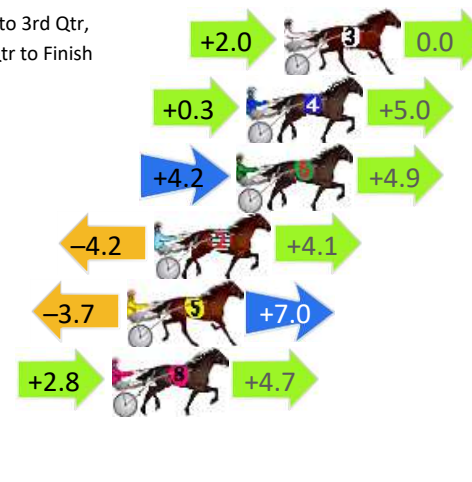
Gross Time: 2:37.00 MileRate: 1:58.60 LeadTime: 37.20s First Qtr: 31.70s Second Qtr: 31.10s Third Qtr: 28.60s Fourth Qtr: 28.40s

DATA TABLE: 800 / 400 Posi's are position from leader and (how wide the horse was at that position)

No	Horse	Plc	Mar	800 Posi	400 Posi	Time	3rd Qtr	4th Qt
3	BLACKROCK	1	0.0m	2.0m (1)	0.0m (1)	2:37.00	28.46s	28.40s
4	RODASI	2	1.5m	6.8m (1)	6.5m (1)	2:37.11	28.58s	28.05s
6	EYE BETTER	3	1.9m	11.0m (1)	6.8m (2)	2:37.14	28.30s	28.06s
2	UNLUCKY	4	5.2m	5.1m (0)	9.3m (0)	2:37.39	28.90s	28.13s
5	BRAMANTE STEPS	5	6.3m	9.6m (0)	13.3m (0)	2:37.47	28.86s	27.93s
8	SOHO GIGOLO	6	6.9m	14.4m (0)	11.6m (1)	2:37.51	28.40s	28.09s
1	ADMIRAL DARCY	7	28.0m	0.0m (0)	5.1m (0)	2:39.09	28.96s	30.13s

Finish Position and metres gained

First Arrow shows distance gain/loss from 2nd Qtr to 3rd Qtr, Second Arrow shows distance gain/loss from 3rd Qtr to Finish
Blue arrow indicates best gain in these quarters.



Gloucester Park Race 2 Distance 2130m

Tuesday, 29 October 2024


Gross Time: 2:36.50 MileRate: 1:58.20 LeadTime: 38.10s First Qtr: 30.30s Second Qtr: 30.00s Third Qtr: 28.80s Fourth Qtr: 29.30s

DATA TABLE: 800 / 400 Posi's are position from leader and (how wide the horse was at that position)

No	Horse	Plc	Mar	800 Posi	400 Posi	Time	3rd Qtr	4th Qt
3	COPY OF PARIS	1	0.0m	0.0m (0)	0.0m (0)	2:36.50	28.80s	29.30s
1	MISS UNEEK	2	3.6m	4.5m (0)	8.0m (0)	2:36.78	29.06s	29.00s
8	IRRESISTIBLE	3	5.6m	2.0m (1)	3.4m (1)	2:36.93	28.90s	29.49s
2	MANEA	4	9.8m	10.3m (1)	14.4m (1)	2:37.25	29.10s	29.01s
6	COOPERS IDEAL	5	13.9m	6.2m (1)	10.3m (1)	2:37.57	29.10s	29.63s
4	STELLAR EDITION	6	15.9m	8.7m (0)	12.2m (0)	2:37.72	29.06s	29.64s
5	BROOKVALEGIRL	7	16.5m	14.8m (1)	18.9m (1)	2:37.77	29.10s	29.21s
7	STATE MY CASE	8	18.8m	12.9m (0)	17.2m (0)	2:37.94	29.12s	29.50s
9	DEKLA DIVA	9	31.4m	17.0m (0)	22.4m (0)	2:38.91	29.20s	30.09s

Finish Position and metres gained

First Arrow shows distance gain/loss from 2nd Qtr to 3rd Qtr, Second Arrow shows distance gain/loss from 3rd Qtr to Finish Blue arrow indicates best gain in these quarters.



800

Visual positions in race at 2nd Quarter



400

Visual positions in race at 3rd Quarter



Gloucester Park Race 3 Distance 2130m

Tuesday, 29 October 2024


Gross Time: 2:34.00 MileRate: 1:56.30 LeadTime: 35.70s First Qtr: 30.80s Second Qtr: 29.90s Third Qtr: 28.50s Fourth Qtr: 29.10s

DATA TABLE: 800 / 400 Posi's are position from leader and (how wide the horse was at that position)

No	Horse	Plc	Mar	800 Posi	400 Posi	Time	3rd Qtr	4th Qt
5	FRISKY STYX	1	0.0m	2.8m (1)	2.3m (1)	2:34.00	28.46s	28.94s
4	ROBBIE EASTON	2	0.5m	0.0m (0)	0.0m (0)	2:34.04	28.50s	29.14s
12	SUGAR APPLE	3	5.0m	16.4m (1)	5.1m (2)	2:34.38	27.70s	29.12s
1	THE RIGHTEOUS	4	10.0m	4.8m (0)	7.3m (0)	2:34.76	28.68s	29.34s
8	UNDER THE ALTA	5	15.9m	7.6m (1)	10.1m (1)	2:35.21	28.68s	29.59s
6	BEALAWYER	6	17.7m	17.5m (0)	19.0m (2)	2:35.35	28.62s	29.09s
11	BEYOND BLING	7	21.0m	13.6m (0)	17.4m (0)	2:35.60	28.78s	29.46s
10	RAMBO RABBIT	8	24.8m	8.8m (0)	13.7m (0)	2:35.89	28.86s	30.01s
3	ONE FOR DAVE ANDME	9	28.0m	24.9m (1)	24.6m (1)	2:36.14	28.50s	29.48s
7	CRY HAVOC	10	30.6m	20.9m (1)	21.3m (3)	2:36.34	28.54s	29.91s
2	SUNPATRA	11	51.0m	12.1m (1)	17.4m (1)	2:37.89	28.88s	31.75s
9	CLASSNSMART	12	75.8m	23.7m (0)	36.0m (0)	2:39.79	29.40s	32.31s

Finish Position and metres gained

First Arrow shows distance gain/loss from 2nd Qtr to 3rd Qtr, Second Arrow shows distance gain/loss from 3rd Qtr to Finish. Blue arrow indicates best gain in these quarters.



800

Visual positions in race at 2nd Quarter



400

Visual positions in race at 3rd Quarter



Sectional Analysis Software

Not just form | Free Trial

www.facebook.com/PJHarnessRacing



RISE Digital, Harness Racing Australia nor the provider accepts any responsibility for the completeness or accuracy of any of the information contained herein, and makes no representations about its suitability for any particular purpose. Users should make their own judgements about those matters and/or seek independent advice. You assume all risks associated with use of data provided on this page

Gloucester Park Race 4 Distance 2130m

Tuesday, 29 October 2024


Gross Time: 2:34.60 MileRate: 1:56.80 LeadTime: 37.10s First Qtr: 30.60s Second Qtr: 29.20s Third Qtr: 29.10s Fourth Qtr: 28.60s

DATA TABLE: 800 / 400 Posi's are position from leader and (how wide the horse was at that position)

No	Horse	Plc	Mar	800 Posi	400 Posi	Time	3rd Qtr	4th Qt
4	SISTA SAMMY	1	0.0m	0.0m (0)	0.0m (0)	2:34.60	29.10s	28.60s
1	MAKE IT QUICK	2	21.6m	4.2m (0)	4.5m (0)	2:36.22	29.12s	29.90s
5	TUX AND TAILS	3	23.5m	2.5m (1)	4.8m (1)	2:36.36	29.26s	30.02s
8	MAJOR OVERS	4	24.9m	19.6m (1)	23.2m (1)	2:36.47	29.34s	28.81s
10	HENGHENG	5	26.0m	8.3m (0)	10.3m (0)	2:36.55	29.24s	29.81s
11	TUMBLIN DICE	6	27.8m	12.7m (0)	14.5m (0)	2:36.69	29.22s	29.65s
6	MEGA MACH	7	29.8m	6.6m (1)	9.5m (1)	2:36.84	29.30s	30.16s
12	TRITRITTBANGBANG	8	31.9m	16.6m (0)	19.3m (0)	2:37.00	29.28s	29.62s
3	ACOLTNAME DSU	9	32.9m	10.8m (1)	13.7m (1)	2:37.07	29.30s	30.09s
9	ZUEDE	10	37.7m	20.7m (0)	25.1m (0)	2:37.43	29.40s	29.63s
2	FIREBRACE	11	38.2m	15.2m (1)	18.4m (1)	2:37.47	29.32s	30.15s

Finish Position and metres gained

First Arrow shows distance gain/loss from 2nd Qtr to 3rd Qtr, Second Arrow shows distance gain/loss from 3rd Qtr to Finish
Blue arrow indicates best gain in these quarters.



800

Visual positions in race at 2nd Quarter



400

Visual positions in race at 3rd Quarter



Sectional Analysis Software
Not just form | Free Trial



RISE Digital, Harness Racing Australia nor the provider accepts any responsibility for the completeness or accuracy of any of the information contained herein, and makes no representations about its suitability for any particular purpose. Users should make their own judgements about those matters and/or seek independent advice. You assume all risks associated with use of data provided on this page

www.facebook.com/PJHarnessRacing

Gloucester Park Race 5 Distance 2130m

Tuesday, 29 October 2024


Gross Time: 2:38.90 MileRate: 2:00.00 LeadTime: 37.80s First Qtr: 31.80s Second Qtr: 30.50s Third Qtr: 29.00s Fourth Qtr: 29.80s

DATA TABLE: 800 / 400 Posi's are position from leader and (how wide the horse was at that position)

No	Horse	Plc	Mar	800 Posi	400 Posi	Time	3rd Qtr	4th Qt
10	GOODEALEHMADDIE	1	0.0m	9.2m (0)	9.7m (2)	2:38.90	29.05s	29.09s
2	SHEHADI	2	2.9m	9.3m (1)	8.3m (3)	2:39.13	28.94s	29.42s
4	ALFA PRINCESS	3	3.2m	5.6m (2)	6.4m (2)	2:39.15	29.06s	29.59s
3	FOLLOW MY STRIDE	4	8.5m	21.4m (0)	21.4m (1)	2:39.56	29.02s	28.90s
5	FOLLOW THE ARK	5	9.8m	17.8m (1)	17.6m (1)	2:39.67	29.00s	29.28s
12	FOLLOW THE MILKYWAY	6	10.1m	13.3m (1)	12.9m (1)	2:39.69	28.98s	29.65s
1	CHAMPAGNE STYLE	7	11.0m	4.2m (0)	3.8m (0)	2:39.76	28.98s	30.38s
9	ZYANYA	8	11.0m	2.2m (1)	3.3m (1)	2:39.76	29.08s	30.42s
7	SUNNIE BEACH	9	14.8m	22.5m (1)	18.4m (2)	2:40.06	28.72s	29.61s
8	MINOR CATASTROPHE	10	14.8m	0.0m (0)	0.0m (0)	2:40.06	29.00s	30.96s
11	ROCKIN THE TREND	11	16.9m	13.0m (0)	12.3m (0)	2:40.22	28.96s	30.22s
6	LENI ROSE	12	17.2m	17.5m (0)	18.6m (0)	2:40.24	29.10s	29.78s


Finish Position and metres gained

First Arrow shows distance gain/loss from 2nd Qtr to 3rd Qtr, Second Arrow shows distance gain/loss from 3rd Qtr to Finish
Blue arrow indicates best gain in these quarters.



800

Visual positions in race at 2nd Quarter



400

Visual positions in race at 3rd Quarter



Sectional Analysis Software

Not just form | Free Trial

www.facebook.com/PJHarnessRacing



RISE Digital, Harness Racing Australia nor the provider accepts any responsibility for the completeness or accuracy of any of the information contained herein, and makes no representations about its suitability for any particular purpose. Users should make their own judgements about those matters and/or seek independent advice. You assume all risks associated with use of data provided on this page

Gloucester Park Race 6 Distance 2130m

Tuesday, 29 October 2024

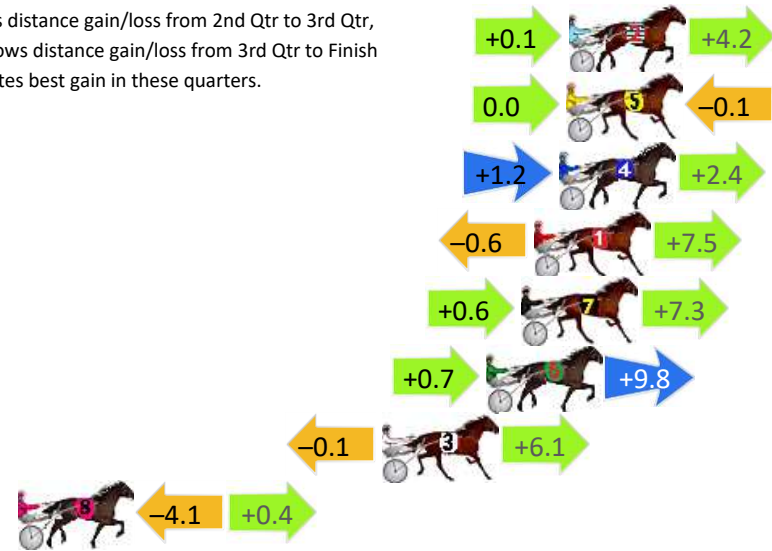
Gross Time: 2:36.20 MileRate: 1:58.00 LeadTime: 37.10s First Qtr: 31.50s Second Qtr: 29.70s Third Qtr: 28.00s Fourth Qtr: 29.90s

DATA TABLE: 800 / 400 Posi's are position from leader and (how wide the horse was at that position)

No	Horse	Plc	Mar	800 Posi	400 Posi	Time	3rd Qtr	4th Qt
2	GOV STARZZZ	1	0.0m	4.3m (0)	4.2m (0)	2:36.20	28.00s	29.60s
5	ROCKANDROLLARTIST	2	0.1m	0.0m (0)	0.0m (0)	2:36.21	28.00s	29.91s
4	GALAXY WARRIOR	3	0.4m	4.0m (1)	2.8m (1)	2:36.23	27.92s	29.73s
1	PRIDDAH	4	1.4m	8.3m (0)	8.9m (0)	2:36.31	28.06s	29.37s
7	AWAITINGINSTRUCTIONS	5	1.9m	9.8m (1)	9.2m (1)	2:36.35	27.98s	29.39s
6	FRANCO WESTERN	6	3.3m	13.8m (1)	13.1m (1)	2:36.46	27.98s	29.22s
3	JADES FORTUNE	7	7.5m	13.5m (0)	13.6m (0)	2:36.79	28.04s	29.51s
8	JOE WITH THE FLOW	8	22.1m	18.4m (0)	22.5m (0)	2:37.93	28.34s	30.01s

Finish Position and metres gained

First Arrow shows distance gain/loss from 2nd Qtr to 3rd Qtr, Second Arrow shows distance gain/loss from 3rd Qtr to Finish Blue arrow indicates best gain in these quarters.



8
0
0

Visual positions in race at 2nd Quarter



4
0
0

Visual positions in race at 3rd Quarter



Gloucester Park Race 7 Distance 1730m

Tuesday, 29 October 2024

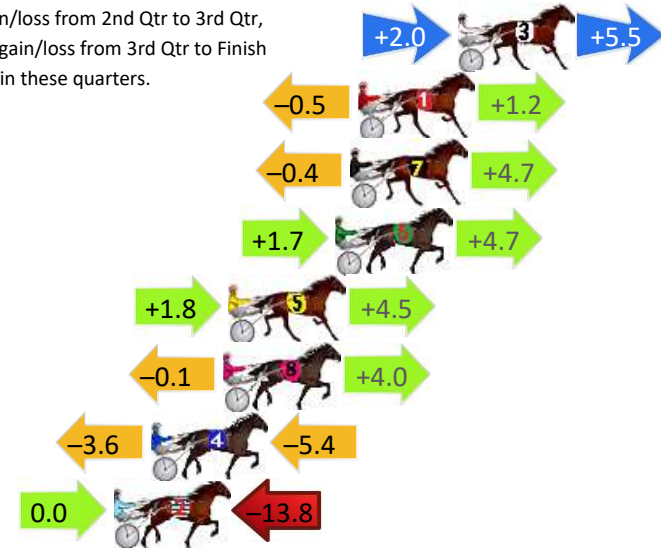
Gross Time: 2:06.20 MileRate: 1:57.40 LeadTime: 8.00s First Qtr: 29.90s Second Qtr: 29.30s Third Qtr: 29.10s Fourth Qtr: 29.90s

DATA TABLE: 800 / 400 Posi's are position from leader and (how wide the horse was at that position)

No	Horse	Plc	Mar	800 Posi	400 Posi	Time	3rd Qtr	4th Qt
3	ROCK ROSIE ROCK	1	0.0m	7.5m (1)	5.5m (2)	2:06.20	28.96s	29.50s
1	THE LIGHTNING STRIKE	2	4.0m	4.7m (0)	5.2m (0)	2:06.51	29.14s	29.83s
7	STELLA MAJOR	3	4.3m	8.6m (0)	9.0m (0)	2:06.54	29.14s	29.58s
6	IL BANDITO	4	4.9m	11.3m (1)	9.6m (2)	2:06.58	28.98s	29.58s
5	STRIKE MASTER	5	9.2m	15.5m (1)	13.7m (2)	2:06.92	28.98s	29.62s
8	SPINNER OF YARNS	6	9.4m	13.3m (0)	13.4m (1)	2:06.94	29.12s	29.65s
4	SOHO CONFIDENTIAL	7	12.3m	3.3m (1)	6.9m (1)	2:07.16	29.36s	30.36s
2	COHLIN	8	13.8m	0.0m (0)	0.0m (0)	2:07.28	29.10s	30.98s

Finish Position and metres gained

First Arrow shows distance gain/loss from 2nd Qtr to 3rd Qtr, Second Arrow shows distance gain/loss from 3rd Qtr to Finish
Blue arrow indicates best gain in these quarters.



8
0
0

Visual positions in race at 2nd Quarter



4
0
0

Visual positions in race at 3rd Quarter



Gloucester Park Race 8 Distance 1730m

Tuesday, 29 October 2024

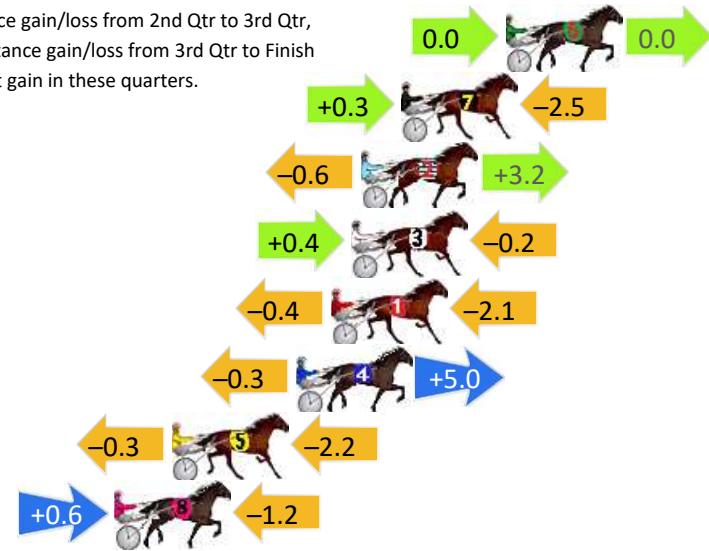
Gross Time: 2:07.30 MileRate: 1:58.40 LeadTime: 7.60s First Qtr: 30.50s Second Qtr: 30.20s Third Qtr: 28.80s Fourth Qtr: 30.20s

DATA TABLE: 800 / 400 Posi's are position from leader and (how wide the horse was at that position)

No	Horse	Plc	Mar	800 Posi	400 Posi	Time	3rd Qtr	4th Qt
6	JACKIE DANIELS	1	0.0m	0.0m (0)	0.0m (0)	2:07.30	28.80s	30.20s
7	CORK CAN RUN	2	4.2m	2.0m (1)	1.7m (1)	2:07.63	28.78s	30.41s
2	THIS TIME JACKO	3	5.8m	8.4m (0)	9.0m (0)	2:07.76	28.86s	30.00s
3	VISITING HOURS	4	6.2m	6.4m (1)	6.0m (1)	2:07.79	28.78s	30.25s
1	THE BATMOBILE	5	7.0m	4.5m (0)	4.9m (0)	2:07.85	28.84s	30.39s
4	FIORD	6	8.4m	13.1m (0)	13.4m (0)	2:07.96	28.84s	29.88s
5	LUKES MISTAKE	7	13.4m	10.9m (1)	11.2m (1)	2:08.36	28.84s	30.44s
8	SEVEN NO TRUMPS	8	15.7m	15.1m (1)	14.5m (2)	2:08.54	28.78s	30.38s

Finish Position and metres gained

First Arrow shows distance gain/loss from 2nd Qtr to 3rd Qtr,
Second Arrow shows distance gain/loss from 3rd Qtr to Finish
Blue arrow indicates best gain in these quarters.



8
0
0

Visual positions in race at 2nd Quarter



4
0
0

Visual positions in race at 3rd Quarter



Gloucester Park Race 9 Distance 2130m

Tuesday, 29 October 2024

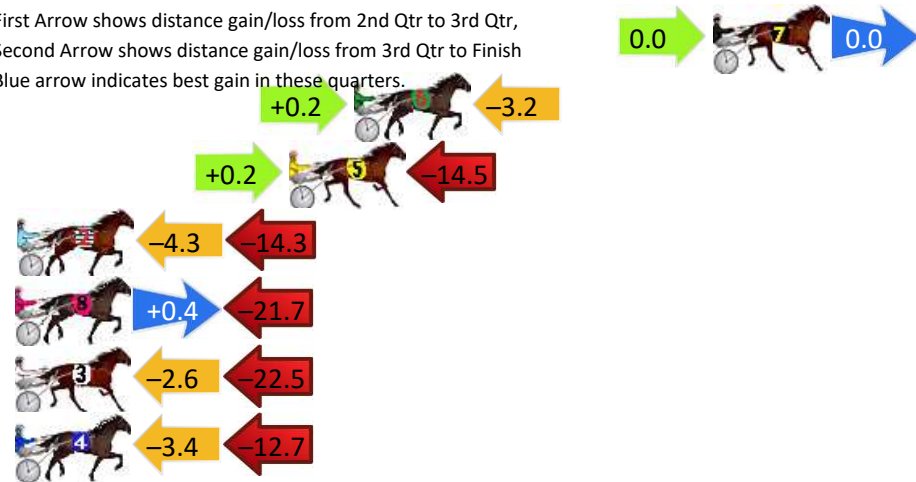
Gross Time: 2:39.00 MileRate: 2:00.10 LeadTime: 37.00s First Qtr: 32.40s Second Qtr: 31.70s Third Qtr: 29.60s Fourth Qtr: 28.30s

DATA TABLE: 800 / 400 Posi's are position from leader and (how wide the horse was at that position)

No	Horse	Plc	Mar	800 Posi	400 Posi	Time	3rd Qtr	4th Qt
7	FABULOUS DREAM	1	0.0m	0.0m (0)	0.0m (0)	2:39.00	29.60s	28.30s
6	LADIESHAVTIME	2	14.4m	11.4m (1)	11.2m (1)	2:40.07	29.56s	28.57s
5	SHES ALL GO	3	17.0m	2.7m (1)	2.5m (1)	2:40.26	29.58s	29.38s
2	BONPOPPY	4	27.9m	9.3m (0)	13.6m (0)	2:41.07	29.90s	29.39s
8	BULL SHARK BETTY	5	28.4m	7.1m (1)	6.7m (1)	2:41.11	29.56s	29.93s
3	LYCA FANTASY	6	28.9m	3.8m (0)	6.4m (0)	2:41.15	29.78s	29.99s
4	MARGIMAC	7	29.7m	13.6m (0)	17.0m (1)	2:41.21	29.82s	29.29s

Finish Position and metres gained

First Arrow shows distance gain/loss from 2nd Qtr to 3rd Qtr,
Second Arrow shows distance gain/loss from 3rd Qtr to Finish
Blue arrow indicates best gain in these quarters.



8
0
0

Visual positions in race at 2nd Quarter



4
0
0

Visual positions in race at 3rd Quarter

