

Gloucester Park Race 1 Distance 2130m

Tuesday, 27 February 2024

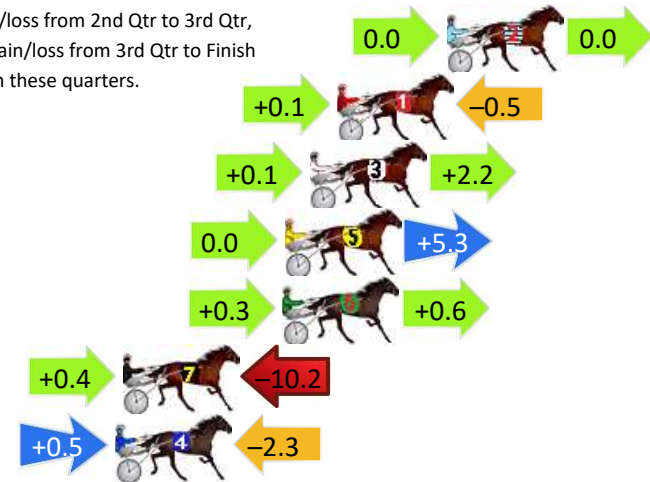
Gross Time: 2:34.40 MileRate: 1:56.70 LeadTime: 36.20s First Qtr: 29.60s Second Qtr: 30.00s Third Qtr: 30.00s Fourth Qtr: 28.60s

DATA TABLE: 800 / 400 Posi's are position from leader and (how wide the horse was at that position)

No	Horse	Plc	Mar	800 Posi	400 Posi	Time	3rd Qtr	4th Qt
2	LADY PRIMA DONNA	1	0.0m	0.0m (0)	0.0m (0)	2:34.40	30.00s	28.60s
1	ARTISTIC SCRIBE	2	4.4m	4.0m (0)	3.9m (0)	2:34.73	29.98s	28.65s
3	QUATTROSE	3	5.5m	7.8m (0)	7.7m (0)	2:34.81	29.98s	28.45s
5	FLY TO FAME	4	6.5m	11.8m (0)	11.8m (0)	2:34.89	29.98s	28.23s
6	PIVOTAL	5	6.6m	7.5m (1)	7.2m (1)	2:34.90	29.96s	28.57s
7	ALTA QUEEN	6	13.0m	3.2m (1)	2.8m (1)	2:35.38	29.96s	29.37s
4	BRAMANTE STEPS	7	13.3m	11.5m (1)	11.0m (1)	2:35.40	29.94s	28.80s

Finish Position and metres gained

First Arrow shows distance gain/loss from 2nd Qtr to 3rd Qtr,
Second Arrow shows distance gain/loss from 3rd Qtr to Finish
Blue arrow indicates best gain in these quarters.



8
0
0

Visual positions in race at 2nd Quarter



4
0
0

Visual positions in race at 3rd Quarter



Gloucester Park Race 2 Distance 2130m

Tuesday, 27 February 2024


Gross Time: 2:37.30 MileRate: 1:58.90 LeadTime: 36.40s First Qtr: 31.40s Second Qtr: 30.90s Third Qtr: 28.90s Fourth Qtr: 29.70s

DATA TABLE: 800 / 400 Posi's are position from leader and (how wide the horse was at that position)

No	Horse	Plc	Mar	800 Posi	400 Posi	Time	3rd Qtr	4th Qt
7	SHOOT THROUGH	1	0.0m	0.0m (0)	0.0m (0)	2:37.30	28.90s	29.70s
4	SOHO CONFIDENTIAL	2	3.4m	1.3m (1)	2.2m (1)	2:37.56	28.97s	29.80s
3	TRIROYALE BRIGADE	3	4.5m	8.9m (0)	10.7m (0)	2:37.65	29.04s	29.27s
5	TORREVEAN VELOCE	4	6.7m	5.3m (1)	6.1m (1)	2:37.82	28.96s	29.78s
1	ELLIEGOZOOM	5	7.9m	13.7m (0)	14.6m (0)	2:37.91	28.98s	29.25s
10	TRITTRITTBANGBANG	6	8.3m	17.5m (0)	19.0m (0)	2:37.95	29.02s	28.97s
6	PONZI BEACH	7	9.1m	13.9m (1)	15.7m (1)	2:38.01	29.04s	29.27s
2	SHES A LUCKY PENNY	8	10.2m	4.7m (0)	5.0m (0)	2:38.09	28.92s	30.13s
9	TRUNKEY FETCH	9	14.8m	9.3m (1)	11.8m (1)	2:38.45	29.09s	29.99s
8	MINNENOOKA	10	124.8m	24.8m (0)	82.9m (0)	2:47.01	33.16s	33.37s

Finish Position and metres gained

First Arrow shows distance gain/loss from 2nd Qtr to 3rd Qtr, Second Arrow shows distance gain/loss from 3rd Qtr to Finish Blue arrow indicates best gain in these quarters.



800

Visual positions in race at 2nd Quarter



400

Visual positions in race at 3rd Quarter



Gloucester Park Race 3 Distance 2130m

Tuesday, 27 February 2024


Gross Time: 2:38.10 MileRate: 1:59.50 LeadTime: 38.10s First Qtr: 31.30s Second Qtr: 30.50s Third Qtr: 28.80s Fourth Qtr: 29.40s

DATA TABLE: 800 / 400 Posi's are position from leader and (how wide the horse was at that position)

No	Horse	Plc	Mar	800 Posi	400 Posi	Time	3rd Qtr	4th Qt
3	ULTIMATE ROCKER	1	0.0m	0.0m (0)	0.0m (0)	2:38.10	28.80s	29.40s
1	GORDON	2	1.4m	4.5m (0)	4.4m (0)	2:38.21	28.80s	29.19s
4	THE DARK NIGHT	3	4.3m	12.9m (0)	10.5m (0)	2:38.43	28.64s	28.97s
8	THE LIGHTNING STRIKE	4	7.0m	0.0m (1)	4.2m (1)	2:38.64	29.10s	29.64s
5	HES A COOL MACH	5	8.8m	8.7m (1)	3.7m (3)	2:38.78	28.45s	29.81s
7	HES ROYAL BLUE	6	10.1m	17.0m (0)	12.5m (2)	2:38.88	28.48s	29.27s
10	LUKES MISTAKE	7	12.4m	8.7m (0)	10.0m (1)	2:39.06	28.90s	29.63s
2	FLYNSCOTSMAN	8	21.4m	14.0m (1)	16.3m (1)	2:39.75	28.98s	29.87s
9	KOHLI	9	23.5m	4.8m (1)	5.9m (2)	2:39.91	28.88s	30.79s
6	FIREPLAY	10	49.7m	28.8m (0)	32.6m (0)	2:41.93	29.10s	30.87s

Finish Position and metres gained

First Arrow shows distance gain/loss from 2nd Qtr to 3rd Qtr, Second Arrow shows distance gain/loss from 3rd Qtr to Finish
Blue arrow indicates best gain in these quarters.



800

Visual positions in race at 2nd Quarter



400

Visual positions in race at 3rd Quarter





Gloucester Park Race 4 Distance 2536m

Tuesday, 27 February 2024

Gross Time: 3:05.70 MileRate: 1:57.90 LeadTime: 67.80s First Qtr: 30.90s Second Qtr: 29.60s Third Qtr: 29.70s Fourth Qtr: 27.70s

DATA TABLE: 800 / 400 Posi's are position from leader and (how wide the horse was at that position)

No	Horse	Plc	Mar	800 Posi	400 Posi	Time	3rd Qtr	4th Qt
6	MIKI JET	1	0.0m	0.0m (0)	0.0m (0)	3:05.70	29.70s	27.70s
2	ALTA RHETT	2	6.2m	3.8m (0)	3.7m (0)	3:06.15	29.68s	27.89s
11	ROCKABALL	3	14.0m	10.9m (1)	7.6m (2)	3:06.72	29.44s	28.18s
1	STARS OF GOLD	4	14.8m	7.9m (0)	7.9m (0)	3:06.78	29.68s	28.22s
10	TUBBS FARQUHAR	5	19.1m	12.0m (0)	11.8m (0)	3:07.09	29.66s	28.25s
8	BURGHLEY SHARD	6	20.1m	3.0m (1)	3.7m (1)	3:07.16	29.74s	28.90s
12	NAME IN LIGHTS	7	23.1m	15.8m (0)	15.7m (0)	3:07.38	29.66s	28.26s
9	RICHIE REACTOR	8	26.6m	24.2m (0)	24.1m (0)	3:07.64	29.64s	27.92s
7	JILLIBY JAKE	9	27.6m	20.1m (0)	19.6m (0)	3:07.71	29.62s	28.31s
3	JOE WITH THE FLOW	10	27.6m	6.8m (1)	8.4m (1)	3:07.71	29.80s	29.11s
4	ACOLTNAMEDSU	11	27.9m	15.2m (1)	14.6m (1)	3:07.73	29.62s	28.69s



800

Visual positions in race at 2nd Quarter



400

Visual positions in race at 3rd Quarter



Gloucester Park Race 5 Distance 2130m

Tuesday, 27 February 2024


Gross Time: 2:38.30 MileRate: 1:59.60 LeadTime: 38.90s First Qtr: 31.20s Second Qtr: 29.80s Third Qtr: 28.70s Fourth Qtr: 29.70s

DATA TABLE: 800 / 400 Posi's are position from leader and (how wide the horse was at that position)

NoHorse	Plc	Mar	800 Posi	400 Posi	Time	3rd Qtr	4th Qt
1 IDEAL SECRET	1	0.0m	0.0m (0)	0.0m (0)	2:38.30	28.70s	29.70s
4 JOHNNY LOMBO	2	0.2m	5.1m (1)	5.3m (2)	2:38.32	28.72s	29.33s
8 JUSTLIKE TURBO	3	0.8m	13.5m (1)	13.0m (2)	2:38.36	28.68s	28.82s
9 FOLLOW THE MUSIC	4	1.2m	9.5m (1)	9.2m (2)	2:38.39	28.68s	29.13s
3 HENWOOD BAY	5	4.3m	0.9m (1)	1.7m (1)	2:38.63	28.76s	29.91s
11 RODGER JAMES	6	4.9m	8.1m (0)	9.1m (0)	2:38.68	28.78s	29.42s
5 SISTER ACT	7	5.6m	12.3m (0)	13.3m (1)	2:38.74	28.78s	29.17s
2 SEEKNYOUSHALLFIN D	8	8.8m	3.9m (0)	4.7m (0)	2:38.98	28.76s	30.04s
6 THE BATMOBILE	9	10.2m	18.5m (0)	17.6m (0)	2:39.09	28.66s	29.21s

Finish Position and metres gained

First Arrow shows distance gain/loss from 2nd Qtr to 3rd Qtr, Second Arrow shows distance gain/loss from 3rd Qtr to Finish
Blue arrow indicates best gain in these quarters.



800

Visual positions in race at 2nd Quarter



400

Visual positions in race at 3rd Quarter



Gloucester Park Race 6 Distance 2130m

Tuesday, 27 February 2024



Gross Time: 2:40.40 MileRate: 2:01.20 LeadTime: 39.90s First Qtr: 32.40s Second Qtr: 29.70s Third Qtr: 29.90s Fourth Qtr: 28.50s

DATA TABLE: 800 / 400 Posi's are position from leader and (how wide the horse was at that position)

No	Horse	Plc	Mar	800 Posi	400 Posi	Time	3rd Qtr	4th Qt
8	LENI ROSE	1	0.0m	13.6m (1)	0.0m (1)	2:40.40	28.90s	28.50s
9	FOLLOW MY STRIDE	2	4.5m	16.8m (0)	5.3m (2)	2:40.74	29.04s	28.45s
10	CIAO BABE	3	9.4m	4.6m (0)	7.4m (0)	2:41.10	30.10s	28.67s
4	OUR EAGLE BAY	4	12.2m	5.7m (1)	9.7m (1)	2:41.31	30.18s	28.71s
2	IDEAL IVANA	5	25.5m	8.7m (0)	11.8m (0)	2:42.31	30.12s	29.55s
5	ASHIMA	6	28.1m	12.7m (0)	15.7m (0)	2:42.50	30.10s	29.47s
3	SWEETEST THING	7	31.5m	9.5m (1)	12.7m (2)	2:42.76	30.12s	29.94s
6	NANCY KAY	8	32.1m	1.6m (1)	5.5m (1)	2:42.80	30.18s	30.50s
1	DONTWAKEMEUP	9	42.3m	0.0m (0)	3.6m (0)	2:43.57	30.16s	31.41s

Finish Position and metres gained

First Arrow shows distance gain/loss from 2nd Qtr to 3rd Qtr, Second Arrow shows distance gain/loss from 3rd Qtr to Finish
Blue arrow indicates best gain in these quarters.



Gloucester Park Race 7 Distance 2130m

Tuesday, 27 February 2024

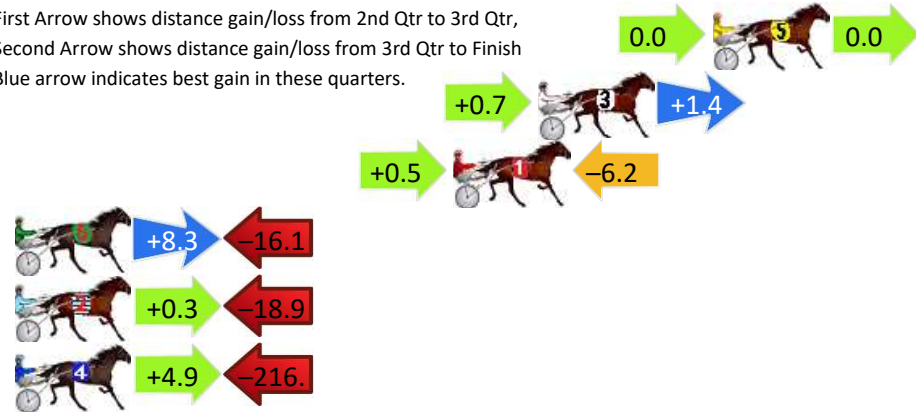
Gross Time: 2:38.90 MileRate: 2:00.10 LeadTime: 37.70s First Qtr: 32.90s Second Qtr: 31.10s Third Qtr: 29.20s Fourth Qtr: 28.00s

DATA TABLE: 800 / 400 Posi's are position from leader and (how wide the horse was at that position)

NoHorse	Plc	Mar	800 Posi	400 Posi	Time	3rd Qtr	4th Qt
5 GOLDEN LODGE	1	0.0m	0.0m (0)	0.0m (0)	2:38.90	29.20s	28.00s
3 JINGLING JEWELS	2	7.0m	9.1m (0)	8.4m (0)	2:39.42	29.14s	27.92s
1 ROCKABILITY	3	10.4m	4.7m (0)	4.2m (0)	2:39.67	29.16s	28.47s
6 JAMIE KIM	4	30.7m	22.9m (0)	14.6m (0)	2:41.16	28.58s	29.22s
2 FARRIERS TROUBLE	5	32.4m	13.8m (0)	13.5m (1)	2:41.28	29.16s	29.42s
4 FIVE STAR KEVIN	6	229.8m	18.7m (0)	13.8m (2)	2:55.82	28.82s	43.93s

Finish Position and metres gained

First Arrow shows distance gain/loss from 2nd Qtr to 3rd Qtr,
Second Arrow shows distance gain/loss from 3rd Qtr to Finish
Blue arrow indicates best gain in these quarters.



8
0
0

Visual positions in race at 2nd Quarter



4
0
0

Visual positions in race at 3rd Quarter



Gloucester Park Race 8 Distance 2130m

Tuesday, 27 February 2024


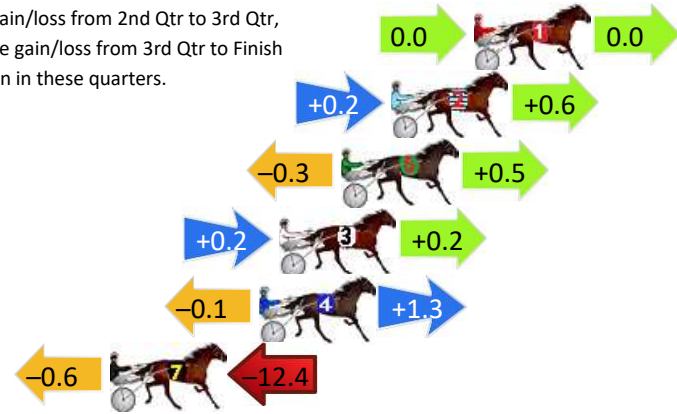
Gross Time: 2:39.60 MileRate: 2:00.60 LeadTime: 39.80s First Qtr: 31.20s Second Qtr: 30.10s Third Qtr: 29.50s Fourth Qtr: 29.00s

DATA TABLE: 800 / 400 Posi's are position from leader and (how wide the horse was at that position)

NoHorse	Plc	Mar	800 Posi	400 Posi	Time	3rd Qtr	4th Qt
1 MAKE YOUR MARK	1	0.0m	0.0m (0)	0.0m (0)	2:39.60	29.50s	29.00s
2 BILLY TO THE MAX	2	3.3m	4.1m (0)	3.9m (0)	2:39.85	29.48s	28.97s
6 SPORTING GRACE	3	5.3m	5.5m (1)	5.8m (1)	2:40.00	29.52s	28.98s
3 QUEENINTHECORNER	4	7.8m	8.2m (0)	8.0m (0)	2:40.19	29.48s	29.01s
4 SWEET VIVIENNE	5	8.6m	9.8m (1)	9.9m (1)	2:40.25	29.50s	28.93s
7 GODDESS OF REASON	6	14.6m	1.6m (1)	2.2m (1)	2:40.71	29.54s	29.95s

Finish Position and metres gained

First Arrow shows distance gain/loss from 2nd Qtr to 3rd Qtr,
Second Arrow shows distance gain/loss from 3rd Qtr to Finish
Blue arrow indicates best gain in these quarters.



8
0
0

Visual positions in race at 2nd Quarter



4
0
0

Visual positions in race at 3rd Quarter



Gloucester Park Race 9 Distance 2130m

Tuesday, 27 February 2024


Gross Time: 2:38.40 MileRate: 1:59.60 LeadTime: 36.90s First Qtr: 31.80s Second Qtr: 30.10s Third Qtr: 29.20s Fourth Qtr: 30.40s

DATA TABLE: 800 / 400 Posi's are position from leader and (how wide the horse was at that position)

No	Horse	Plc	Mar	800 Posi	400 Posi	Time	3rd Qtr	4th Qt
8	EUSTON FLYER	1	0.0m	15.4m (1)	5.7m (2)	2:38.40	28.50s	29.98s
1	DUNAMIS	2	1.6m	1.4m (1)	1.1m (1)	2:38.53	29.18s	30.45s
4	ALWAYS BE TEDDY	3	3.0m	4.4m (0)	4.3m (0)	2:38.64	29.20s	30.32s
7	ROAD CLOSURE	4	7.1m	10.5m (0)	8.9m (0)	2:38.96	29.10s	30.30s
9	GEARSINAWHIRL	5	8.4m	15.4m (0)	14.0m (0)	2:39.07	29.12s	30.03s
6	EASTON ROBIN	6	12.3m	19.6m (1)	10.3m (2)	2:39.38	28.54s	30.61s
5	YANI YANI	7	15.3m	11.3m (1)	12.2m (1)	2:39.62	29.28s	30.72s
2	LILLY LAGUNA	8	19.8m	6.1m (1)	7.9m (1)	2:39.98	29.34s	31.39s
3	IMPRESSIVE SIGNS	9	26.1m	0.0m (0)	0.0m (0)	2:40.48	29.20s	32.48s

Finish Position and metres gained

First Arrow shows distance gain/loss from 2nd Qtr to 3rd Qtr, Second Arrow shows distance gain/loss from 3rd Qtr to Finish Blue arrow indicates best gain in these quarters.



800

Visual positions in race at 2nd Quarter



400

Visual positions in race at 3rd Quarter

