

# Gloucester Park Race 1 Distance 2130m

Tuesday, 26 November 2024


Gross Time: 2:34.80 MileRate: 1:56.90 LeadTime: 36.40s First Qtr: 31.20s Second Qtr: 29.30s Third Qtr: 29.40s Fourth Qtr: 28.50s

DATA TABLE: 800 / 400 Posi's are position from leader and (how wide the horse was at that position)

No	Horse	Plc	Mar	800 Posi	400 Posi	Time	3rd Qtr	4th Qt
8	CHACO EAGLE	1	0.0m	0.0m (0)	0.0m (0)	2:34.80	29.40s	28.50s
11	SONIC CHIP	2	12.5m	14.8m (1)	5.3m (2)	2:35.74	28.70s	29.05s
2	GALVINSTON JOHN	3	12.6m	3.9m (0)	4.5m (0)	2:35.74	29.44s	29.12s
7	YOURDOINAMAZINS WEETY	4	17.6m	2.2m (1)	3.4m (1)	2:36.12	29.48s	29.57s
12	MAJOR OVERS	5	18.1m	18.7m (1)	14.8m (2)	2:36.15	29.10s	28.79s
9	HAVEYOU METTED	6	19.9m	22.5m (1)	18.4m (2)	2:36.29	29.08s	28.67s
1	SUNNIE BEACH	7	21.2m	8.8m (0)	10.0m (0)	2:36.39	29.48s	29.37s
3	IL BANDITO	8	22.0m	11.0m (1)	11.2m (2)	2:36.45	29.40s	29.34s
6	SOHO CONFIDENTIAL	9	23.2m	6.6m (1)	7.8m (1)	2:36.54	29.48s	29.67s
5	BIG BOZZ	10	24.6m	20.3m (0)	16.2m (1)	2:36.64	29.08s	29.18s
4	JAMIE KIM	11	26.2m	24.7m (0)	21.2m (1)	2:36.76	29.12s	28.94s
10	THE MIGHTY WARRIOR	12	44.4m	16.5m (0)	17.8m (0)	2:38.12	29.48s	30.54s

## Finish Position and metres gained

First Arrow shows distance gain/loss from 2nd Qtr to 3rd Qtr, Second Arrow shows distance gain/loss from 3rd Qtr to Finish. Blue arrow indicates best gain in these quarters.



800

Visual positions in race at 2nd Quarter



400

Visual positions in race at 3rd Quarter



Powered by **PJ Harness Analyser**

Sectional Analysis Software

Not just form | Free Trial

[www.facebook.com/PJHarnessRacing](http://www.facebook.com/PJHarnessRacing)



RISE Digital, Harness Racing Australia nor the provider accepts any responsibility for the completeness or accuracy of any of the information contained herein, and makes no representations about its suitability for any particular purpose. Users should make their own judgements about those matters and/or seek independent advice. You assume all risks associated with use of data provided on this page

# Gloucester Park Race 2 Distance 2130m


Tuesday, 26 November 2024

Gross Time: 2:35.20 MileRate: 1:57.20 LeadTime: 35.90s First Qtr: 30.20s Second Qtr: 30.80s Third Qtr: 29.60s Fourth Qtr: 28.70s

DATA TABLE: 800 / 400 Posi's are position from leader and (how wide the horse was at that position)

No	Horse	Plc	Mar	800 Posi	400 Posi	Time	3rd Qtr	4th Qt
1	CLOUD NINE	1	0.0m	0.0m (0)	0.0m (0)	2:35.20	29.60s	28.70s
4	VINTAGE BLU	2	11.3m	4.6m (0)	4.7m (0)	2:36.05	29.60s	29.21s
7	AMAZING AMERICAN	3	13.5m	21.5m (0)	13.3m (2)	2:36.22	28.98s	28.75s
10	MINOR CATASTROPHE	4	14.0m	8.7m (0)	8.8m (0)	2:36.25	29.60s	29.11s
6	SUNPATRA	5	14.5m	3.0m (1)	3.3m (1)	2:36.29	29.62s	29.55s
8	FRANCO WESTERN	6	16.6m	19.3m (1)	9.2m (2)	2:36.45	28.84s	29.29s
11	CRY HAVOC	7	17.5m	12.5m (0)	12.7m (0)	2:36.52	29.60s	29.10s
2	COURAGE OF LOMBO	8	17.7m	7.1m (1)	7.8m (1)	2:36.53	29.64s	29.47s
5	TRITRITTBANGBANG	9	19.7m	11.2m (1)	11.9m (1)	2:36.68	29.64s	29.32s
9	BARBADOS	10	22.9m	15.2m (1)	5.0m (2)	2:36.93	28.84s	30.06s
3	MONTEGO	11	57.3m	16.9m (0)	19.1m (0)	2:39.52	29.74s	31.64s

## Finish Position and metres gained



800

Visual positions in race at 2nd Quarter



400

Visual positions in race at 3rd Quarter



Sectional Analysis Software  
Not just form | Free Trial



www.facebook.com/PJHarnessRacing

RISE Digital, Harness Racing Australia nor the provider accepts any responsibility for the completeness or accuracy of any of the information contained herein, and makes no representations about its suitability for any particular purpose. Users should make their own judgements about those matters and/or seek independent advice. You assume all risks associated with use of data provided on this page

# Gloucester Park Race 3 Distance 2130m

Tuesday, 26 November 2024

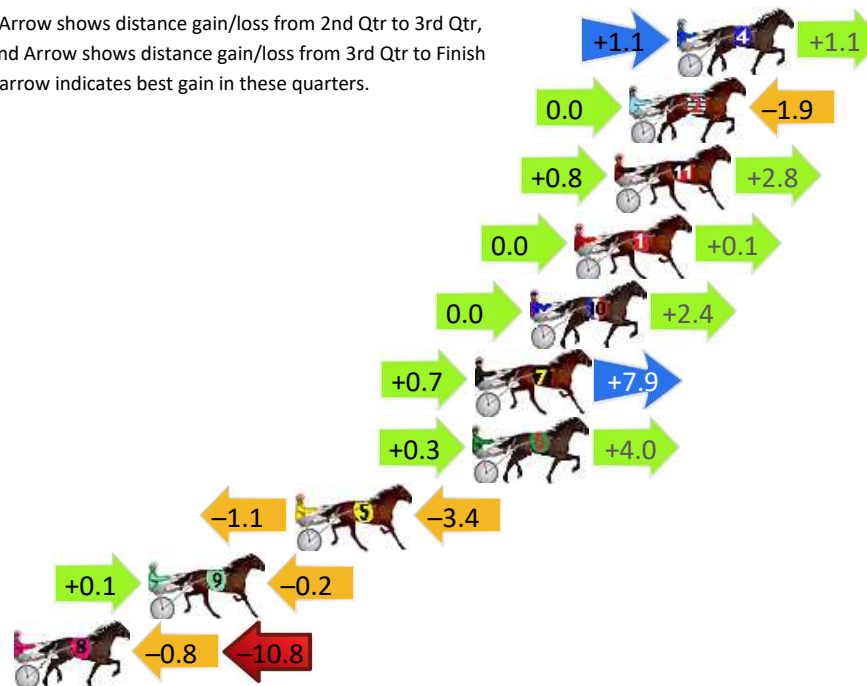
Gross Time: 2:35.80 MileRate: 1:57.70 LeadTime: 37.50s First Qtr: 30.00s Second Qtr: 30.10s Third Qtr: 29.00s Fourth Qtr: 29.20s

DATA TABLE: 800 / 400 Posi's are position from leader and (how wide the horse was at that position)

No	Horse	Plc	Mar	800 Posi	400 Posi	Time	3rd Qtr	4th Qt
4	BLAZE ON	1	0.0m	2.2m (1)	1.1m (1)	2:35.80	28.92s	29.12s
2	MAJOR JAY	2	1.9m	0.0m (0)	0.0m (0)	2:35.95	29.00s	29.35s
11	JOHNNY LOMBO	3	2.5m	6.1m (1)	5.3m (1)	2:35.99	28.94s	29.01s
1	ALFREDI	4	4.1m	4.2m (0)	4.2m (0)	2:36.11	29.00s	29.21s
10	HENGHENG	5	5.9m	8.3m (0)	8.3m (0)	2:36.25	29.00s	29.05s
7	ACOLTNAME DSU	6	8.1m	16.7m (0)	16.0m (0)	2:36.42	28.96s	28.66s
6	BALTIC ACE	7	8.2m	12.5m (0)	12.2m (0)	2:36.43	28.98s	28.95s
5	YOU FLY WITH ME	8	15.3m	10.8m (1)	11.9m (1)	2:36.97	29.08s	29.51s
9	SPINNER OF YARNS	9	21.2m	21.1m (0)	21.0m (0)	2:37.42	29.00s	29.30s
8	ZUEDE	10	26.6m	15.0m (1)	15.8m (1)	2:37.84	29.06s	30.10s

## Finish Position and metres gained

First Arrow shows distance gain/loss from 2nd Qtr to 3rd Qtr, Second Arrow shows distance gain/loss from 3rd Qtr to Finish  
Blue arrow indicates best gain in these quarters.



800

Visual positions in race at 2nd Quarter



400

Visual positions in race at 3rd Quarter



# Gloucester Park Race 4 Distance 2130m

Tuesday, 26 November 2024


Gross Time: 2:36.10 MileRate: 1:57.90 LeadTime: 38.00s First Qtr: 30.30s Second Qtr: 30.40s Third Qtr: 28.90s Fourth Qtr: 28.50s

DATA TABLE: 800 / 400 Posi's are position from leader and (how wide the horse was at that position)

No	Horse	Plc	Mar	800 Posi	400 Posi	Time	3rd Qtr	4th Qt
1	RODASI	1	0.0m	0.0m (0)	0.0m (0)	2:36.10	28.90s	28.50s
12	MISTER MONTBLANC	2	4.3m	13.7m (1)	7.4m (2)	2:36.42	28.44s	28.30s
11	CHILLIN	3	4.3m	9.2m (0)	4.5m (0)	2:36.42	28.56s	28.50s
10	ELWADDELL	4	4.7m	4.5m (0)	4.8m (1)	2:36.45	28.92s	28.51s
8	CARRERA MACH	5	9.1m	13.4m (0)	8.4m (0)	2:36.78	28.54s	28.58s
5	SUGAR APPLE	6	10.0m	1.1m (1)	0.9m (1)	2:36.85	28.88s	29.19s
2	APOLOGIZE	7	12.9m	9.2m (1)	9.0m (1)	2:37.07	28.88s	28.82s
13	HEEZ GOOD AS GOLD	8	14.6m	17.8m (1)	13.2m (1)	2:37.19	28.56s	28.65s
4	YANKEE LINCOLN	9	15.2m	22.3m (0)	18.0m (1)	2:37.24	28.58s	28.36s
3	ROBBIE EASTON	10	16.7m	5.0m (1)	3.4m (2)	2:37.35	28.78s	29.51s
6	GEE SMITH	11	21.2m	22.6m (1)	16.9m (2)	2:37.69	28.48s	28.88s
7	TASHS SPARTAN	12	22.7m	17.8m (0)	15.4m (0)	2:37.80	28.72s	29.10s

## Finish Position and metres gained

First Arrow shows distance gain/loss from 2nd Qtr to 3rd Qtr, Second Arrow shows distance gain/loss from 3rd Qtr to Finish  
Blue arrow indicates best gain in these quarters.



800

Visual positions in race at 2nd Quarter



400

Visual positions in race at 3rd Quarter



Sectional Analysis Software

Not just form | Free Trial

www.facebook.com/PJHarnessRacing



RISE Digital, Harness Racing Australia nor the provider accepts any responsibility for the completeness or accuracy of any of the information contained herein, and makes no representations about its suitability for any particular purpose. Users should make their own judgements about those matters and/or seek independent advice. You assume all risks associated with use of data provided on this page

# Gloucester Park Race 5 Distance 2130m

Tuesday, 26 November 2024

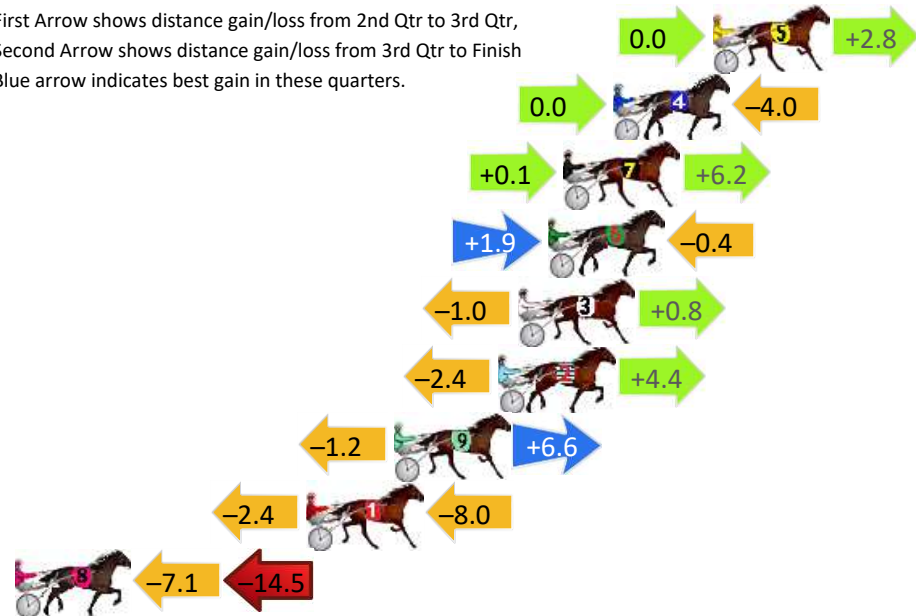
Gross Time: 2:42.00 MileRate: 2:02.40 LeadTime: 39.90s First Qtr: 32.30s Second Qtr: 31.80s Third Qtr: 28.80s Fourth Qtr: 29.20s

DATA TABLE: 800 / 400 Posi's are position from leader and (how wide the horse was at that position)

No	Horse	Plc	Mar	800 Posi	400 Posi	Time	3rd Qtr	4th Qt
5	HOLD THAT GOLD	1	0.0m	2.8m (1)	2.8m (1)	2:42.00	28.80s	29.00s
4	NICKYS SON	2	4.0m	0.0m (0)	0.0m (0)	2:42.31	28.80s	29.51s
7	PATCHED	3	6.0m	12.3m (1)	12.2m (1)	2:42.46	28.80s	28.78s
6	OUR MAESTOSO	4	6.6m	8.1m (2)	6.2m (2)	2:42.51	28.66s	29.26s
3	LINE THE STARZZZ	5	7.8m	7.6m (1)	8.6m (1)	2:42.60	28.88s	29.18s
2	CHUMANI	6	8.6m	10.6m (0)	13.0m (0)	2:42.66	28.98s	28.92s
9	THATS NOT MY GAIT	7	12.8m	18.2m (0)	19.4m (0)	2:42.98	28.90s	28.78s
1	MARENGO BAY	8	16.3m	5.9m (0)	8.3m (0)	2:43.25	28.98s	29.85s
8	BEEFOUR BACARDI	9	37.8m	16.2m (1)	23.3m (1)	2:44.90	29.32s	30.41s

## Finish Position and metres gained

First Arrow shows distance gain/loss from 2nd Qtr to 3rd Qtr, Second Arrow shows distance gain/loss from 3rd Qtr to Finish  
Blue arrow indicates best gain in these quarters.



8  
0  
0

Visual positions in race at 2nd Quarter



4  
0  
0

Visual positions in race at 3rd Quarter



# Gloucester Park Race 6 Distance 1730m

Tuesday, 26 November 2024

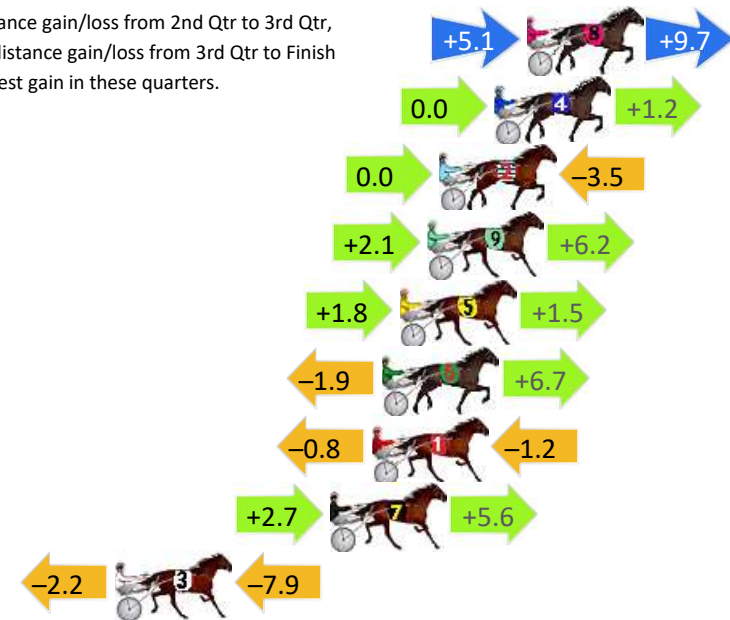
Gross Time: 2:06.10 MileRate: 1:57.30 LeadTime: 8.00s First Qtr: 30.00s Second Qtr: 29.70s Third Qtr: 28.90s Fourth Qtr: 29.50s

DATA TABLE: 800 / 400 Posi's are position from leader and (how wide the horse was at that position)

NoHorse	Plc	Mar	800 Posi	400 Posi	Time	3rd Qtr	4th Qt
8 TUX AND TAILS	1	0.0m	14.8m (1)	9.7m (3)	2:06.10	28.55s	28.79s
4 CORK CAN RUN	2	1.3m	2.5m (1)	2.5m (1)	2:06.20	28.90s	29.42s
2 PRIME MOVER	3	3.5m	0.0m (0)	0.0m (0)	2:06.37	28.90s	29.77s
9 MAKE IT QUICK	4	4.0m	12.3m (0)	10.2m (1)	2:06.41	28.76s	29.07s
5 RISING SPIRIT	5	5.1m	8.4m (0)	6.6m (1)	2:06.49	28.78s	29.41s
6 HERE COMES SHARKIE	6	5.8m	10.6m (1)	12.5m (2)	2:06.55	29.04s	29.04s
1 VEEFORVICTORY	7	6.2m	4.2m (0)	5.0m (0)	2:06.58	28.96s	29.62s
7 CRACKA TINNY	8	7.9m	16.2m (0)	13.5m (0)	2:06.71	28.72s	29.13s
3 CLASSICAL ELLIE	9	16.5m	6.4m (1)	8.6m (2)	2:07.38	29.06s	30.15s

## Finish Position and metres gained

First Arrow shows distance gain/loss from 2nd Qtr to 3rd Qtr, Second Arrow shows distance gain/loss from 3rd Qtr to Finish  
Blue arrow indicates best gain in these quarters.



800

Visual positions in race at 2nd Quarter



400

Visual positions in race at 3rd Quarter



# Gloucester Park Race 7 Distance 2130m

Tuesday, 26 November 2024


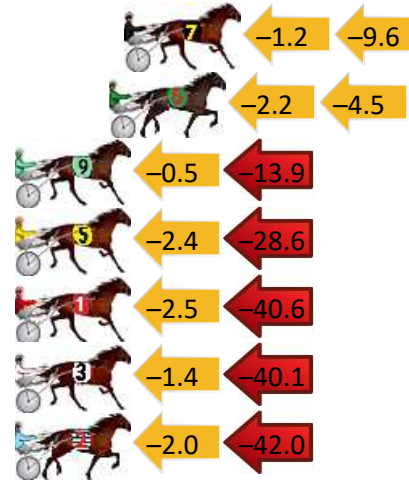
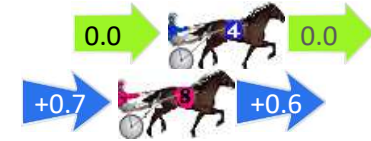
Gross Time: 2:37.90 MileRate: 1:59.30 LeadTime: 37.70s First Qtr: 32.40s Second Qtr: 31.40s Third Qtr: 29.00s Fourth Qtr: 27.40s

DATA TABLE: 800 / 400 Posi's are position from leader and (how wide the horse was at that position)

No	Horse	Plc	Mar	800 Posi	400 Posi	Time	3rd Qtr	4th Qt
4	PETES HONOUR	1	0.0m	0.0m (0)	0.0m (0)	2:37.90	29.00s	27.40s
8	MY SILVER SPOON	2	2.0m	3.3m (1)	2.6m (1)	2:38.04	28.94s	27.36s
7	LADY CAMEL	3	23.6m	12.8m (1)	14.0m (1)	2:39.60	29.06s	28.12s
6	IDEAL INTEREST	4	24.2m	17.5m (0)	19.7m (0)	2:39.65	29.12s	27.77s
9	CHIEF COPY	5	31.6m	17.2m (1)	17.7m (1)	2:40.18	29.00s	28.44s
5	OURFIRSTIMPRESSION	6	44.3m	13.3m (0)	15.7m (0)	2:41.09	29.14s	29.49s
1	BANK NOTICE	7	47.5m	4.4m (0)	6.9m (0)	2:41.33	29.16s	30.35s
3	BACK ON LINE	8	49.6m	8.1m (1)	9.5m (1)	2:41.48	29.08s	30.31s
2	SONIC SEELSTER	9	52.9m	8.9m (0)	10.9m (0)	2:41.71	29.12s	30.45s

## Finish Position and metres gained

First Arrow shows distance gain/loss from 2nd Qtr to 3rd Qtr, Second Arrow shows distance gain/loss from 3rd Qtr to Finish  
Blue arrow indicates best gain in these quarters.



800

Visual positions in race at 2nd Quarter



400

Visual positions in race at 3rd Quarter



# Gloucester Park Race 8 Distance 2130m

Tuesday, 26 November 2024

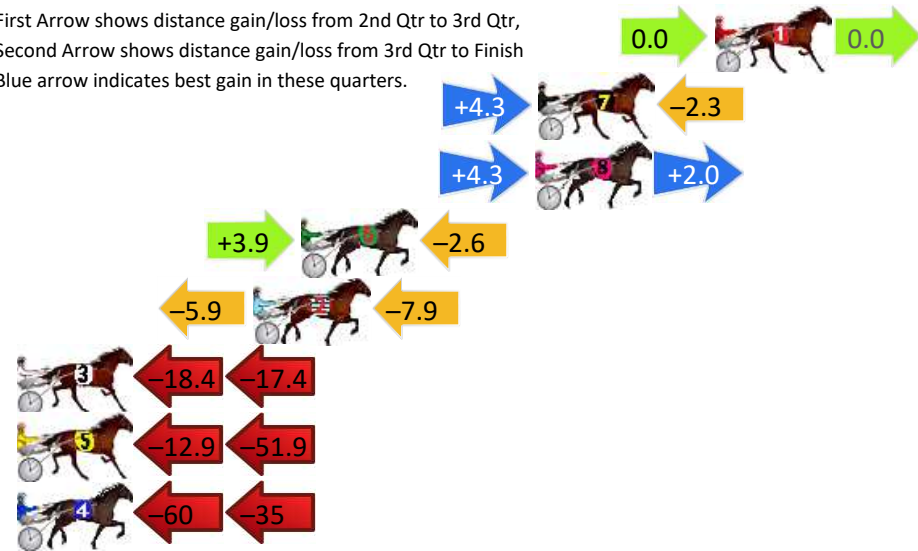
Gross Time: 2:40.00 MileRate: 2:00.90 LeadTime: 38.20s First Qtr: 32.70s Second Qtr: 31.40s Third Qtr: 29.30s Fourth Qtr: 28.40s

DATA TABLE: 800 / 400 Posi's are position from leader and (how wide the horse was at that position)

No	Horse	Plc	Mar	800 Posi	400 Posi	Time	3rd Qtr	4th Qt
1	ITS MAA TIME	1	0.0m	0.0m (0)	0.0m (0)	2:40.00	29.30s	28.40s
7	FLY SHE CAN	2	7.1m	9.1m (1)	4.8m (1)	2:40.53	28.98s	28.59s
8	RUIA	3	7.2m	13.5m (1)	9.2m (1)	2:40.54	28.98s	28.28s
6	SHES ALL GO	4	16.6m	17.9m (1)	14.0m (1)	2:41.24	29.00s	28.64s
2	LYCA FANTASY	5	18.5m	4.7m (0)	10.6m (0)	2:41.38	29.72s	29.02s
3	VICIOUSLY UNKIND	6	49.8m	14.0m (0)	32.4m (0)	2:43.72	30.60s	29.80s
5	WESMEDAD	7	69.8m	5.0m (1)	17.9m (0)	2:45.21	30.22s	32.33s
4	BONPOPPY	8	103.3m	9.1m (0)	68.6m (0)	2:47.71	33.56s	31.19s

## Finish Position and metres gained

First Arrow shows distance gain/loss from 2nd Qtr to 3rd Qtr, Second Arrow shows distance gain/loss from 3rd Qtr to Finish  
Blue arrow indicates best gain in these quarters.



8  
0  
0

Visual positions in race at 2nd Quarter



4  
0  
0

Visual positions in race at 3rd Quarter





# Gloucester Park Race 9 Distance 1730m

Tuesday, 26 November 2024


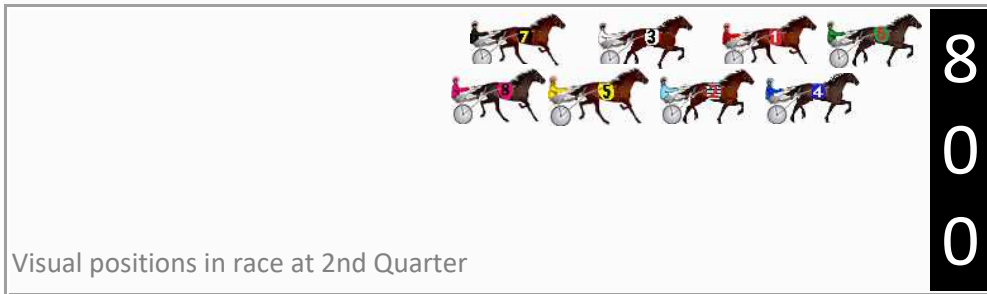
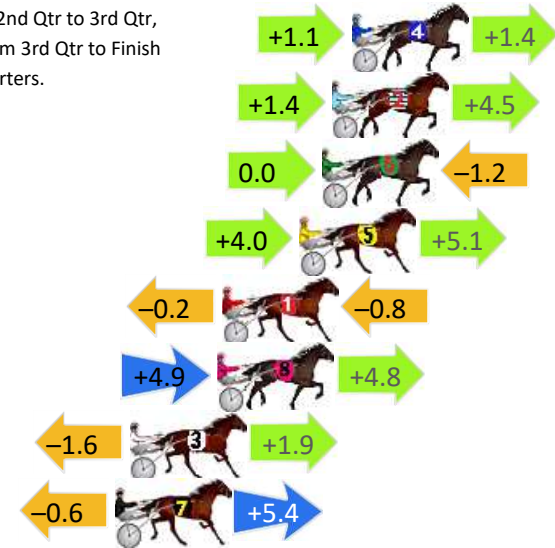
Gross Time: 2:08.20 MileRate: 1:59.30 LeadTime: 7.60s First Qtr: 31.20s Second Qtr: 31.10s Third Qtr: 28.80s Fourth Qtr: 29.50s

DATA TABLE: 800 / 400 Posi's are position from leader and (how wide the horse was at that position)

NoHorse	Plc	Mar	800 Posi	400 Posi	Time	3rd Qtr	4th Qt
4 PECUNIOUS	1	0.0m	2.5m (1)	1.4m (1)	2:08.20	28.72s	29.40s
2 VISITING HOURS	2	0.8m	6.7m (1)	5.3m (1)	2:08.26	28.70s	29.18s
6 COHLIN	3	1.2m	0.0m (0)	0.0m (0)	2:08.29	28.80s	29.59s
5 PACIFIC EAGLE	4	2.1m	11.2m (1)	7.2m (2)	2:08.36	28.52s	29.14s
1 THIS TIME JACKO	5	5.2m	4.2m (0)	4.4m (0)	2:08.60	28.82s	29.58s
8 TIGER LOU	6	5.4m	15.1m (1)	10.2m (1)	2:08.62	28.46s	29.18s
3 LENI ROSE	7	8.9m	9.2m (0)	10.8m (0)	2:08.89	28.92s	29.41s
7 THE BATMOBILE	8	9.5m	14.3m (0)	14.9m (0)	2:08.93	28.86s	29.15s

## Finish Position and metres gained

First Arrow shows distance gain/loss from 2nd Qtr to 3rd Qtr, Second Arrow shows distance gain/loss from 3rd Qtr to Finish  
Blue arrow indicates best gain in these quarters.



Visual positions in race at 2nd Quarter

Visual positions in race at 3rd Quarter

