

Gloucester Park Race 1 Distance 2130m

Friday, 22 November 2024


Gross Time: 2:33.60 MileRate: 1:56.10 LeadTime: 36.60s First Qtr: 30.20s Second Qtr: 30.00s Third Qtr: 27.90s Fourth Qtr: 28.90s

DATA TABLE: 800 / 400 Posi's are position from leader and (how wide the horse was at that position)

No	Horse	Plc	Mar	800 Posi	400 Posi	Time	3rd Qtr	4th Qt
10	TRAVELBAN	1	0.0m	4.6m (0)	4.8m (0)	2:33.60	27.92s	28.56s
1	IFEEL SIKDARL	2	4.5m	0.0m (0)	0.0m (0)	2:33.94	27.90s	29.24s
11	ME FLASH	3	5.3m	8.9m (0)	10.5m (0)	2:34.00	28.02s	28.56s
2	MISTER MACEDON	4	5.6m	6.6m (2)	8.0m (2)	2:34.02	28.00s	28.76s
12	ROCKANDROLLARTIS T	5	9.7m	10.4m (2)	10.6m (3)	2:34.34	27.93s	28.89s
6	BEYOND BLING	6	14.7m	13.6m (0)	17.0m (0)	2:34.71	28.16s	28.81s
8	STRAUNY	7	16.3m	2.0m (1)	7.1m (1)	2:34.84	28.26s	29.63s
5	NAME IN LIGHTS	8	16.3m	6.1m (1)	12.2m (2)	2:34.84	28.34s	29.27s
9	HEEZ GOOD AS GOLD	9	17.4m	14.7m (2)	16.5m (2)	2:34.92	28.04s	29.06s
3	IM SPIDERMAN	10	18.1m	10.1m (1)	14.5m (1)	2:34.97	28.22s	29.25s
4	AWAITINGINSTRUCTI ONS	11	19.6m	15.0m (1)	19.6m (1)	2:35.09	28.24s	29.00s

Finish Position and metres gained

First Arrow shows distance gain/loss from 2nd Qtr to 3rd Qtr, Second Arrow shows distance gain/loss from 3rd Qtr to Finish
Blue arrow indicates best gain in these quarters.



8
0
0

Visual positions in race at 2nd Quarter



4
0
0

Visual positions in race at 3rd Quarter



Gloucester Park Race 2 Distance 2130m

Friday, 22 November 2024


Gross Time: 2:34.10 MileRate: 1:56.40 LeadTime: 37.40s First Qtr: 30.30s Second Qtr: 30.40s Third Qtr: 28.20s Fourth Qtr: 27.80s

DATA TABLE: 800 / 400 Posi's are position from leader and (how wide the horse was at that position)

No	Horse	Plc	Mar	800 Posi	400 Posi	Time	3rd Qtr	4th Qt
6	GOLDEN LODGE	1	0.0m	6.9m (2)	7.3m (2)	2:34.10	28.22s	27.30s
1	VEGAS STRIP	2	0.5m	0.0m (0)	0.0m (0)	2:34.14	28.20s	27.84s
2	GALAXY WARRIOR	3	2.0m	4.0m (0)	4.9m (0)	2:34.25	28.26s	27.61s
4	WHATARETHEODDS	4	7.7m	2.6m (2)	2.9m (2)	2:34.66	28.22s	28.16s
9	HALE SAINT LOUIE	5	9.6m	4.3m (1)	7.5m (1)	2:34.80	28.42s	27.98s
12	THE BEAUDSTER	6	12.0m	0.3m (1)	3.5m (1)	2:34.98	28.42s	28.44s
3	AMERICAN MONARCH	7	23.2m	13.1m (0)	16.1m (0)	2:35.80	28.40s	28.38s
7	FRANCO MECCA	8	23.4m	17.1m (0)	20.1m (0)	2:35.81	28.40s	28.11s
10	SADHITA	9	23.8m	8.6m (0)	11.2m (0)	2:35.84	28.38s	28.76s
5	CAMS BOULDER	10	25.5m	12.6m (1)	17.0m (2)	2:35.96	28.50s	28.48s
8	SOHO GIGOLO	11	26.1m	17.4m (1)	21.0m (1)	2:36.01	28.44s	28.25s
11	EYE BETTER	12	27.8m	8.6m (1)	13.8m (1)	2:36.13	28.56s	28.87s


Finish Position and metres gained

First Arrow shows distance gain/loss from 2nd Qtr to 3rd Qtr, Second Arrow shows distance gain/loss from 3rd Qtr to Finish. Blue arrow indicates best gain in these quarters.



800

Visual positions in race at 2nd Quarter



400

Visual positions in race at 3rd Quarter



Gloucester Park Race 3 Distance 2130m

Friday, 22 November 2024

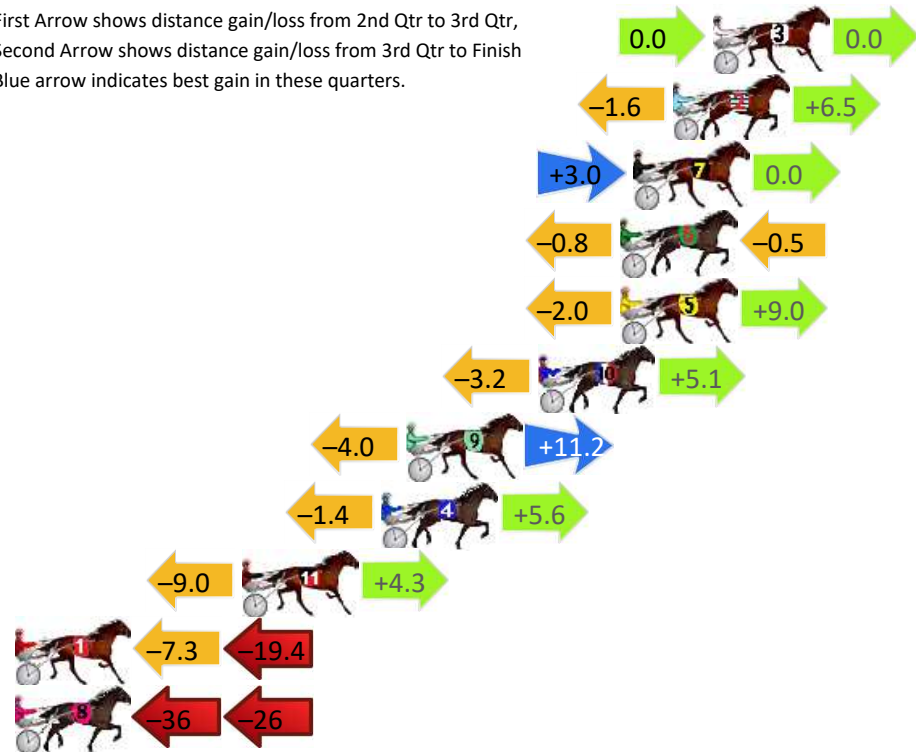
Gross Time: 2:33.50 MileRate: 1:56.00 LeadTime: 37.40s First Qtr: 30.10s Second Qtr: 29.80s Third Qtr: 27.20s Fourth Qtr: 29.00s

DATA TABLE: 800 / 400 Posi's are position from leader and (how wide the horse was at that position)

No	Horse	Plc	Mar	800 Posi	400 Posi	Time	3rd Qtr	4th Qt
3	MAGNUS VICTOR	1	0.0m	0.0m (0)	0.0m (0)	2:33.50	27.20s	29.00s
2	IMA FIVESTAR GENERAL	2	1.6m	6.5m (1)	8.1m (2)	2:33.62	27.32s	28.56s
7	VENTURA	3	3.2m	6.2m (2)	3.2m (2)	2:33.74	27.00s	29.02s
6	OTIS	4	3.7m	2.4m (1)	3.2m (1)	2:33.78	27.26s	29.06s
5	ROCK ME OVER	5	3.7m	10.7m (1)	12.7m (2)	2:33.78	27.36s	28.40s
10	LETS GET ROCKIN	6	7.0m	8.9m (0)	12.1m (1)	2:34.03	27.44s	28.69s
9	ALTA FREEWAY	7	12.3m	19.5m (0)	23.5m (1)	2:34.44	27.52s	28.29s
4	TOMMY WATERHOUSE	8	13.3m	17.5m (1)	18.9m (1)	2:34.51	27.34s	28.69s
11	MACHLANI	9	18.9m	14.2m (0)	23.2m (0)	2:34.94	27.86s	28.82s
1	DEEORSE	10	31.1m	4.4m (0)	11.7m (0)	2:35.87	27.72s	30.55s
8	SISTA SAMMY	11	72.1m	11.2m (2)	47.0m (0)	2:38.99	29.72s	31.20s

Finish Position and metres gained

First Arrow shows distance gain/loss from 2nd Qtr to 3rd Qtr, Second Arrow shows distance gain/loss from 3rd Qtr to Finish
Blue arrow indicates best gain in these quarters.



800

Visual positions in race at 2nd Quarter



400

Visual positions in race at 3rd Quarter



Gloucester Park Race 4 Distance 1730m

Friday, 22 November 2024


Gross Time: 2:02.90 MileRate: 1:54.30 LeadTime: 7.80s First Qtr: 29.10s Second Qtr: 29.20s Third Qtr: 27.70s Fourth Qtr: 29.10s

DATA TABLE: 800 / 400 Posi's are position from leader and (how wide the horse was at that position)

No	Horse	Plc	Mar	800 Posi	400 Posi	Time	3rd Qtr	4th Qt
6	BRICKIES DREAM	1	0.0m	20.0m (1)	17.1m (2)	2:02.90	27.52s	27.90s
10	SOHO SANTORINI	2	2.7m	4.1m (0)	4.3m (0)	2:03.11	27.72s	29.01s
4	SUGAR STREET	3	3.1m	7.9m (1)	6.8m (1)	2:03.14	27.64s	28.85s
5	FRANCO ECUADOR	4	5.3m	3.5m (1)	2.6m (1)	2:03.30	27.64s	29.32s
1	CLASSIC CHOICE	5	7.7m	0.0m (0)	0.0m (0)	2:03.49	27.70s	29.69s
3	THOMSON BAY	6	9.7m	8.4m (0)	8.5m (0)	2:03.64	27.72s	29.24s
7	LAMANDIER	7	10.2m	12.8m (0)	11.9m (1)	2:03.68	27.66s	29.04s
11	BELLEZZA NERA	8	11.9m	16.3m (1)	13.4m (2)	2:03.81	27.53s	29.06s
8	WHOS THE DAD	9	15.6m	17.7m (0)	17.0m (0)	2:04.09	27.68s	29.09s
2	LONGREACH BAY	10	19.5m	12.2m (1)	15.9m (1)	2:04.39	27.98s	29.47s
9	ACUTO	11	20.1m	22.7m (0)	20.7m (0)	2:04.43	27.60s	29.17s

Finish Position and metres gained

First Arrow shows distance gain/loss from 2nd Qtr to 3rd Qtr, Second Arrow shows distance gain/loss from 3rd Qtr to Finish Blue arrow indicates best gain in these quarters.



800

Visual positions in race at 2nd Quarter



400

Visual positions in race at 3rd Quarter



Sectional Analysis Software
Not just form | Free Trial



www.facebook.com/PJHarnessRacing

RISE Digital, Harness Racing Australia nor the provider accepts any responsibility for the completeness or accuracy of any of the information contained herein, and makes no representations about its suitability for any particular purpose. Users should make their own judgements about those matters and/or seek independent advice. You assume all risks associated with use of data provided on this page

Gloucester Park Race 5 Distance 2536m

Friday, 22 November 2024



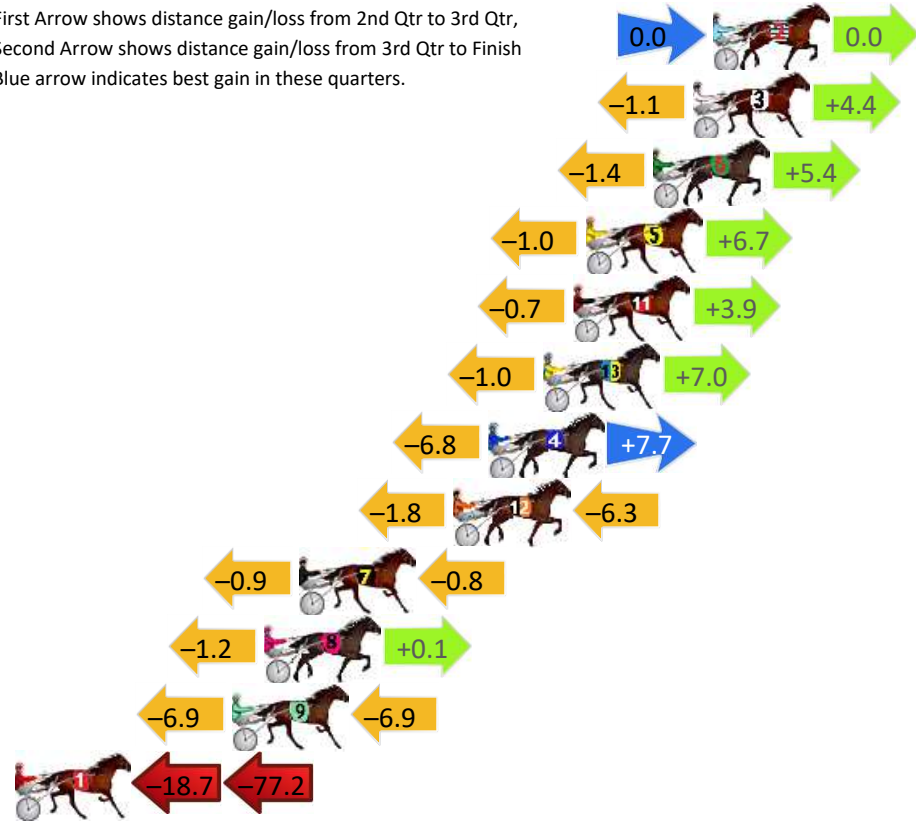
Gross Time: 3:04.40 MileRate: 1:57.00 LeadTime: 69.40s First Qtr: 29.70s Second Qtr: 29.30s Third Qtr: 27.60s Fourth Qtr: 28.40s

DATA TABLE: 800 / 400 Posi's are position from leader and (how wide the horse was at that position)

No	Horse	Plc	Mar	800 Posi	400 Posi	Time	3rd Qtr	4th Qt
2	AARDIEBYTHESEASIDE	1	0.0m	0.0m (0)	0.0m (0)	3:04.40	27.60s	28.40s
3	WONDERFUL TO FLY	2	0.8m	4.1m (0)	5.2m (0)	3:04.46	27.68s	28.10s
6	STENO	3	2.4m	6.4m (1)	7.8m (1)	3:04.58	27.70s	28.04s
5	LITTLE DARLING	4	5.1m	10.8m (1)	11.8m (1)	3:04.78	27.68s	27.96s
11	STORMYSKYES	5	5.6m	8.8m (0)	9.5m (0)	3:04.82	27.66s	28.16s
13	PAROQUET	6	6.8m	12.8m (0)	13.8m (0)	3:04.91	27.68s	27.95s
4	NULLARBOR NAVAJO	7	9.0m	9.9m (2)	16.7m (2)	3:05.07	28.08s	27.91s
12	PEACEFUL	8	10.4m	2.3m (1)	4.1m (1)	3:05.18	27.72s	28.89s
7	CASTELLA DELLACQUA	9	16.6m	14.9m (1)	15.8m (1)	3:05.64	27.68s	28.54s
8	SOHO SERAPHINE	10	18.0m	16.9m (0)	18.1m (0)	3:05.74	27.70s	28.48s
9	PENNY BLACK	11	19.3m	5.5m (2)	12.4m (2)	3:05.84	28.08s	28.98s
1	OUR SANDY SHORE	12	231.5m	135.6m (0)	154.3m (0)	3:21.67	29.04s	34.93s

Finish Position and metres gained

First Arrow shows distance gain/loss from 2nd Qtr to 3rd Qtr, Second Arrow shows distance gain/loss from 3rd Qtr to Finish. Blue arrow indicates best gain in these quarters.



Gloucester Park Race 6 Distance 2130m

Friday, 22 November 2024

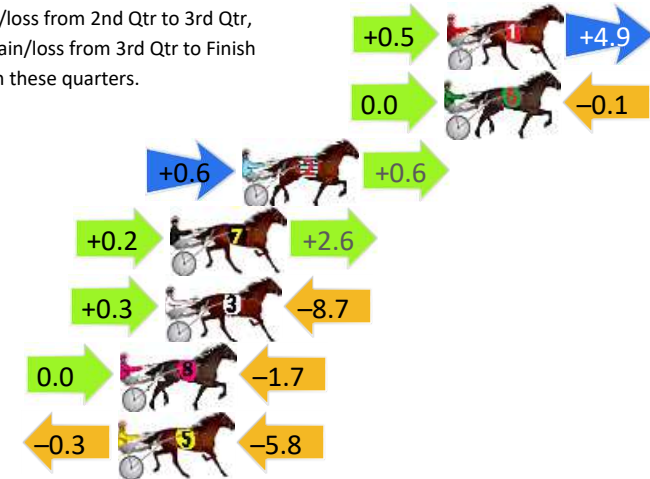
Gross Time: 2:34.30 MileRate: 1:56.60 LeadTime: 37.30s First Qtr: 31.00s Second Qtr: 29.50s Third Qtr: 28.30s Fourth Qtr: 28.20s

DATA TABLE: 800 / 400 Posi's are position from leader and (how wide the horse was at that position)

No	Horse	Plc	Mar	800 Posi	400 Posi	Time	3rd Qtr	4th Qt
1	CORDERO	1	0.0m	5.4m (0)	4.9m (0)	2:34.30	28.26s	27.86s
6	JUMPINGJACKMAC	2	0.1m	0.0m (0)	0.0m (0)	2:34.31	28.30s	28.21s
2	WILDWEST	3	8.2m	9.4m (0)	8.8m (0)	2:34.91	28.26s	28.19s
7	TRICKY MIKI	4	11.1m	13.9m (0)	13.7m (0)	2:35.12	28.28s	28.06s
3	HILLVIEW BONDI	5	11.3m	2.9m (1)	2.6m (1)	2:35.14	28.28s	28.86s
8	DIEGO	6	13.1m	11.4m (1)	11.4m (1)	2:35.27	28.30s	28.37s
5	ALCOPONY	7	13.2m	7.1m (1)	7.4m (1)	2:35.28	28.32s	28.66s

Finish Position and metres gained

First Arrow shows distance gain/loss from 2nd Qtr to 3rd Qtr,
Second Arrow shows distance gain/loss from 3rd Qtr to Finish
Blue arrow indicates best gain in these quarters.



8
0
0

Visual positions in race at 2nd Quarter



4
0
0

Visual positions in race at 3rd Quarter



Gloucester Park Race 7 Distance 2130m

Friday, 22 November 2024


Gross Time: 2:36.20 MileRate: 1:58.00 LeadTime: 37.00s First Qtr: 30.40s Second Qtr: 30.20s Third Qtr: 29.10s Fourth Qtr: 29.50s

DATA TABLE: 800 / 400 Posi's are position from leader and (how wide the horse was at that position)

No	Horse	Plc	Mar	800 Posi	400 Posi	Time	3rd Qtr	4th Qt
10	ALTA RHETT	1	0.0m	8.6m (1)	6.9m (3)	2:36.20	28.98s	29.00s
9	MY ULTIMATE CHEVRON	2	2.3m	8.0m (2)	3.1m (3)	2:36.38	28.74s	29.45s
6	SHOWPONY	3	5.3m	3.9m (2)	0.3m (2)	2:36.61	28.84s	29.89s
5	MIDDLEPAGE	4	8.0m	0.8m (1)	0.0m (1)	2:36.82	29.04s	30.12s
4	NAVY STREET	5	9.0m	4.7m (1)	4.1m (2)	2:36.90	29.06s	29.90s
7	STATE OF HEAVEN	6	9.1m	12.7m (0)	11.3m (2)	2:36.90	29.00s	29.38s
2	SUNSHINE SWIFT	7	12.5m	8.0m (0)	8.5m (0)	2:37.17	29.14s	29.85s
1	GOOD TIMES AHEAD	8	19.1m	4.2m (0)	6.4m (1)	2:37.68	29.26s	30.52s
3	FIREROCKFIREROLL	9	38.1m	0.0m (0)	3.6m (0)	2:39.15	29.36s	32.19s

Finish Position and metres gained

First Arrow shows distance gain/loss from 2nd Qtr to 3rd Qtr, Second Arrow shows distance gain/loss from 3rd Qtr to Finish. Blue arrow indicates best gain in these quarters.



800

Visual positions in race at 2nd Quarter



400

Visual positions in race at 3rd Quarter



Powered by



Harness Analyser

Sectional Analysis Software

Not just form | Free Trial



www.facebook.com/PJHarnessRacing

RISE Digital, Harness Racing Australia nor the provider accepts any responsibility for the completeness or accuracy of any of the information contained herein, and makes no representations about its suitability for any particular purpose. Users should make their own judgements about those matters and/or seek independent advice. You assume all risks associated with use of data provided on this page

Gloucester Park Race 8 Distance 2130m

Friday, 22 November 2024

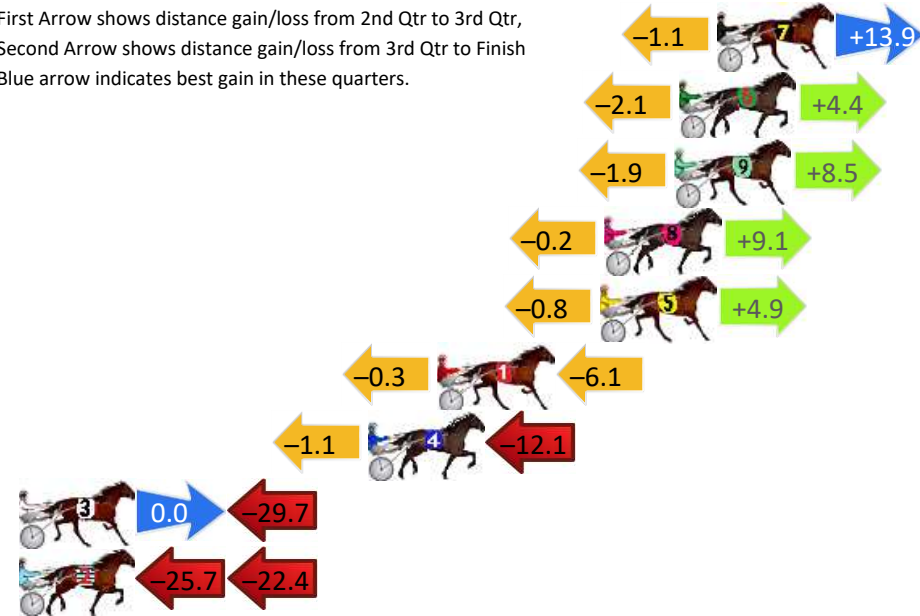
Gross Time: 2:39.50 MileRate: 2:00.50 LeadTime: 36.20s First Qtr: 31.50s Second Qtr: 31.60s Third Qtr: 30.10s Fourth Qtr: 30.10s

DATA TABLE: 800 / 400 Posi's are position from leader and (how wide the horse was at that position)

NoHorse	Plc	Mar	800 Posi	400 Posi	Time	3rd Qtr	4th Qt
7 RUIA	1	0.0m	12.8m (2)	13.9m (2)	2:39.50	30.18s	29.06s
6 THE FIRST CUT	2	1.5m	3.8m (2)	5.9m (1)	2:39.62	30.26s	29.77s
9 LADIESHAVTIME	3	1.7m	8.3m (2)	10.2m (2)	2:39.63	30.24s	29.47s
8 SHOOBEEES DOUBLE	4	4.5m	13.4m (0)	13.6m (1)	2:39.85	30.12s	29.43s
5 GIRL OF BRIGHTNESS	5	4.7m	8.8m (0)	9.6m (0)	2:39.87	30.16s	29.75s
1 SHES ALL GO	6	11.2m	4.8m (0)	5.1m (0)	2:40.38	30.12s	30.60s
4 WICKED LOVER	7	14.0m	0.8m (1)	1.9m (1)	2:40.60	30.18s	31.06s
3 LUCKY COPY	8	29.7m	0.0m (0)	0.0m (0)	2:41.84	30.10s	32.44s
2 TI SENTO	9	56.9m	8.8m (1)	34.5m (0)	2:43.99	32.02s	32.00s

Finish Position and metres gained

First Arrow shows distance gain/loss from 2nd Qtr to 3rd Qtr, Second Arrow shows distance gain/loss from 3rd Qtr to Finish Blue arrow indicates best gain in these quarters.



800

Visual positions in race at 2nd Quarter



400

Visual positions in race at 3rd Quarter



Gloucester Park Race 9 Distance 2130m

Friday, 22 November 2024

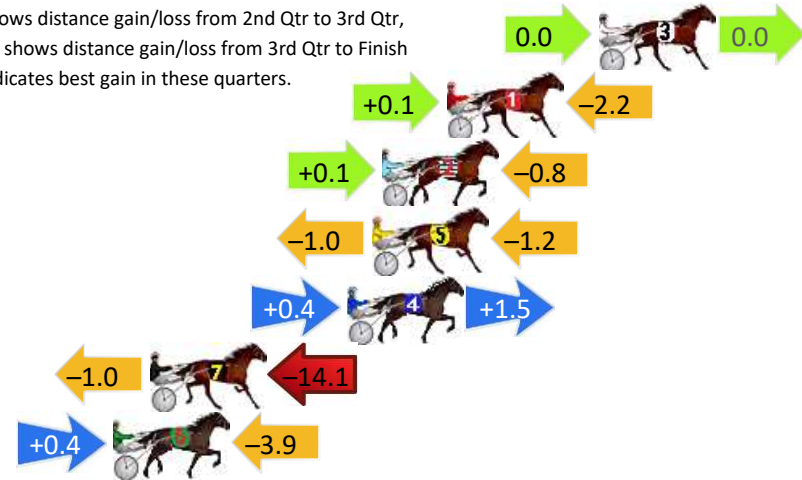
Gross Time: 2:35.60 MileRate: 1:57.50 LeadTime: 39.10s First Qtr: 30.70s Second Qtr: 29.50s Third Qtr: 28.20s Fourth Qtr: 28.10s

DATA TABLE: 800 / 400 Posi's are position from leader and (how wide the horse was at that position)

NoHorse	Plc	Mar	800 Posi	400 Posi	Time	3rd Qtr	4th Qt
3 GEE HEZA SPORT	1	0.0m	0.0m (0)	0.0m (0)	2:35.60	28.20s	28.10s
1 STAR CASINO	2	6.1m	4.0m (0)	3.9m (0)	2:36.05	28.19s	28.28s
2 PAUL EDWARD	3	8.7m	8.0m (0)	7.9m (0)	2:36.24	28.19s	28.19s
5 GALACTIC STAR	4	9.1m	6.9m (1)	7.9m (1)	2:36.27	28.27s	28.22s
4 RASCAL	5	10.1m	12.0m (0)	11.6m (0)	2:36.35	28.17s	28.04s
7 RUPERT OF LINCOLN	6	18.0m	2.9m (1)	3.9m (1)	2:36.93	28.27s	29.16s
6 JASPERVELLABEACH	7	19.5m	16.0m (0)	15.6m (0)	2:37.04	28.17s	28.45s

Finish Position and metres gained

First Arrow shows distance gain/loss from 2nd Qtr to 3rd Qtr,
Second Arrow shows distance gain/loss from 3rd Qtr to Finish
Blue arrow indicates best gain in these quarters.



8
0
0

Visual positions in race at 2nd Quarter



4
0
0

Visual positions in race at 3rd Quarter



Gloucester Park Race 10 Distance 2130m

Friday, 22 November 2024

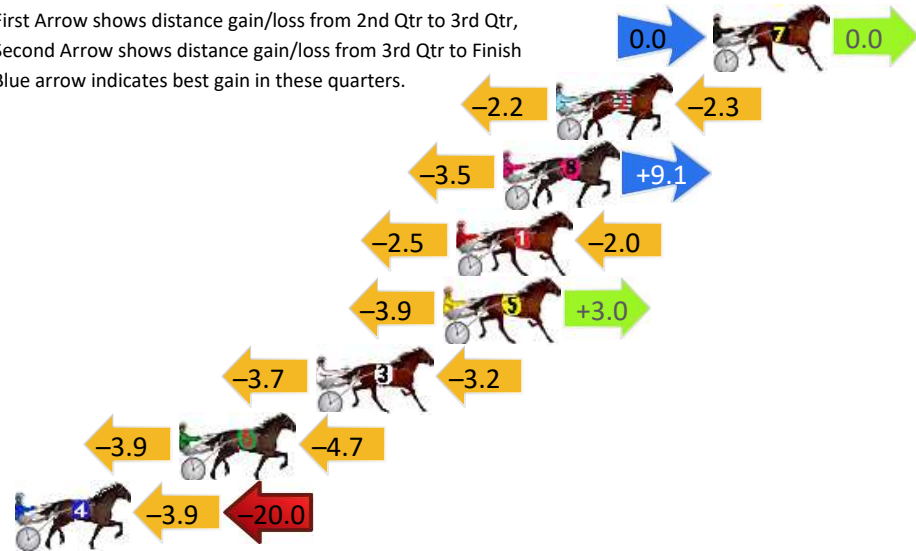
Gross Time: 2:34.90 MileRate: 1:57.00 LeadTime: 38.70s First Qtr: 30.80s Second Qtr: 29.40s Third Qtr: 27.60s Fourth Qtr: 28.40s

DATA TABLE: 800 / 400 Posi's are position from leader and (how wide the horse was at that position)

NoHorse	Plc	Mar	800 Posi	400 Posi	Time	3rd Qtr	4th Qt
7 TUALOU	1	0.0m	0.0m (1)	0.0m (1)	2:34.90	27.60s	28.40s
2 FRANKLIN DELANO	2	6.3m	1.8m (0)	4.0m (0)	2:35.37	27.76s	28.59s
8 THENU CAME ALONG	3	8.4m	14.0m (0)	17.5m (0)	2:35.53	27.86s	27.81s
1 KURIOUS BOY	4	10.3m	5.8m (0)	8.3m (0)	2:35.67	27.78s	28.59s
5 ARIONROCK	5	10.8m	9.9m (0)	13.8m (0)	2:35.71	27.88s	28.25s
3 MAXIMUM ROCK	6	15.9m	9.0m (1)	12.7m (1)	2:36.09	27.86s	28.71s
6 THELITTLE MASTER	7	21.4m	12.8m (1)	16.7m (1)	2:36.50	27.88s	28.84s
4 OFF THE CHARTS	8	28.6m	4.7m (1)	8.6m (1)	2:37.03	27.88s	29.93s

Finish Position and metres gained

First Arrow shows distance gain/loss from 2nd Qtr to 3rd Qtr,
Second Arrow shows distance gain/loss from 3rd Qtr to Finish
Blue arrow indicates best gain in these quarters.



8
0
0

Visual positions in race at 2nd Quarter



4
0
0

Visual positions in race at 3rd Quarter

