

Gloucester Park Race 1 Distance 2130m

Tuesday, 21 May 2024

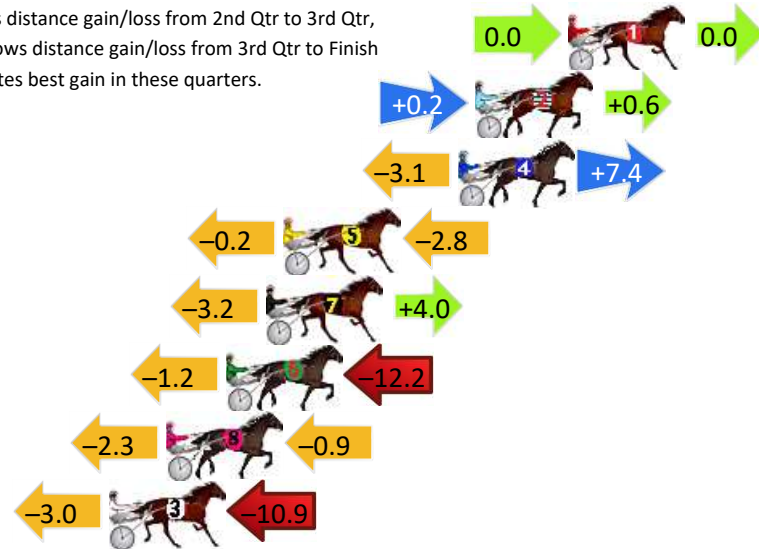
Gross Time: 2:37.00 MileRate: 1:58.60 LeadTime: 37.40s First Qtr: 32.30s Second Qtr: 31.20s Third Qtr: 28.70s Fourth Qtr: 27.40s

DATA TABLE: 800 / 400 Posi's are position from leader and (how wide the horse was at that position)

No	Horse	Plc	Mar	800 Posi	400 Posi	Time	3rd Qtr	4th Qt
1	HOLY HECKA	1	0.0m	0.0m (0)	0.0m (0)	2:37.00	28.70s	27.40s
2	THE BEAUDSTER	2	3.7m	4.5m (0)	4.3m (0)	2:37.27	28.68s	27.37s
4	GULLY GUM	3	4.4m	8.7m (1)	11.8m (1)	2:37.32	28.90s	26.90s
5	SWAGGER MAN	4	11.4m	8.4m (0)	8.6m (0)	2:37.82	28.70s	27.62s
7	CABSAV	5	12.1m	12.9m (1)	16.1m (1)	2:37.87	28.90s	27.15s
6	ROLLINDOWNTHERIVER	6	13.7m	0.3m (1)	1.5m (1)	2:37.99	28.78s	28.29s
8	ZACHARY MARC	7	16.1m	12.9m (0)	15.2m (0)	2:38.16	28.84s	27.50s
3	HEEZ GOOD AS GOLD	8	18.4m	4.5m (1)	7.5m (1)	2:38.33	28.90s	28.20s

Finish Position and metres gained

First Arrow shows distance gain/loss from 2nd Qtr to 3rd Qtr, Second Arrow shows distance gain/loss from 3rd Qtr to Finish
Blue arrow indicates best gain in these quarters.



800

Visual positions in race at 2nd Quarter



400

Visual positions in race at 3rd Quarter



Gloucester Park Race 2 Distance 2130m

Tuesday, 21 May 2024




Gross Time: 2:37.30 MileRate: 1:58.80 LeadTime: 38.70s First Qtr: 31.00s Second Qtr: 30.20s Third Qtr: 28.70s Fourth Qtr: 28.70s

DATA TABLE: 800 / 400 Posi's are position from leader and (how wide the horse was at that position)

No	Horse	Plc	Mar	800 Posi	400 Posi	Time	3rd Qtr	4th Qt
1	OUR LADY JEN	1	0.0m	0.0m (0)	0.0m (0)	2:37.30	28.70s	28.70s
7	CATCH THE RED EYE	2	1.8m	6.7m (1)	9.3m (1)	2:37.44	28.88s	28.17s
5	MADDY MADDY	3	9.3m	12.1m (0)	12.9m (0)	2:38.00	28.76s	28.48s
10	COURAGE OF LOMBO	4	9.4m	3.7m (0)	4.2m (0)	2:38.01	28.74s	29.11s
3	SWEETEST THING	5	12.3m	7.9m (0)	8.7m (0)	2:38.23	28.76s	29.01s
2	SEAGRASS	6	12.4m	11.2m (1)	13.5m (1)	2:38.23	28.86s	28.67s
9	JADES FORTUNE	7	18.2m	16.8m (0)	19.1m (0)	2:38.67	28.86s	28.71s
8	AMERICAN DUTCHESS	8	19.6m	15.4m (1)	17.3m (1)	2:38.78	28.83s	28.94s
4	MALAKIE	9	28.4m	2.8m (1)	5.1m (1)	2:39.44	28.86s	30.48s

Finish Position and metres gained

First Arrow shows distance gain/loss from 2nd Qtr to 3rd Qtr, Second Arrow shows distance gain/loss from 3rd Qtr to Finish
Blue arrow indicates best gain in these quarters.



Gloucester Park Race 3 Distance 2130m


Tuesday, 21 May 2024

Gross Time: 2:37.10 MileRate: 1:58.70 LeadTime: 37.60s First Qtr: 32.00s Second Qtr: 29.30s Third Qtr: 29.70s Fourth Qtr: 28.50s

DATA TABLE: 800 / 400 Posi's are position from leader and (how wide the horse was at that position)

No	Horse	Plc	Mar	800 Posi	400 Posi	Time	3rd Qtr	4th Qt
12	COLD HARD CASH	1	0.0m	2.5m (1)	0.0m (1)	2:37.10	29.52s	28.50s
9	CODENAME MARCUS	2	7.4m	19.0m (1)	13.4m (2)	2:37.65	29.29s	28.08s
11	RAKERO RAIDER	3	8.3m	14.6m (1)	8.0m (1)	2:37.72	29.22s	28.54s
10	STAR OF WILLOUGHBY	4	12.6m	22.8m (1)	12.5m (1)	2:38.04	28.94s	28.54s
3	AUCKLAND JET	5	12.9m	0.0m (0)	0.8m (0)	2:38.07	29.76s	29.41s
8	CAMS BOULDER	6	14.3m	10.4m (1)	3.9m (1)	2:38.17	29.22s	29.29s
7	NAME IN LIGHTS	7	15.2m	6.3m (1)	4.7m (2)	2:38.24	29.58s	29.30s
5	LUKE ATTACK	8	17.6m	4.4m (0)	5.2m (0)	2:38.42	29.76s	29.44s
4	THE RIGHTEOUS	9	18.9m	12.4m (0)	9.7m (2)	2:38.51	29.50s	29.21s
2	SISTER ACT	10	22.4m	8.5m (0)	9.4m (0)	2:38.78	29.76s	29.50s
6	THE BATMOBILE	11	26.3m	25.0m (0)	20.2m (0)	2:39.07	29.34s	29.01s
1	THE FALCON PRINCE	12	27.4m	17.6m (0)	15.2m (0)	2:39.15	29.52s	29.45s

Finish Position and metres gained



800

Visual positions in race at 2nd Quarter



400

Visual positions in race at 3rd Quarter



Gloucester Park Race 4 Distance 2536m

Tuesday, 21 May 2024

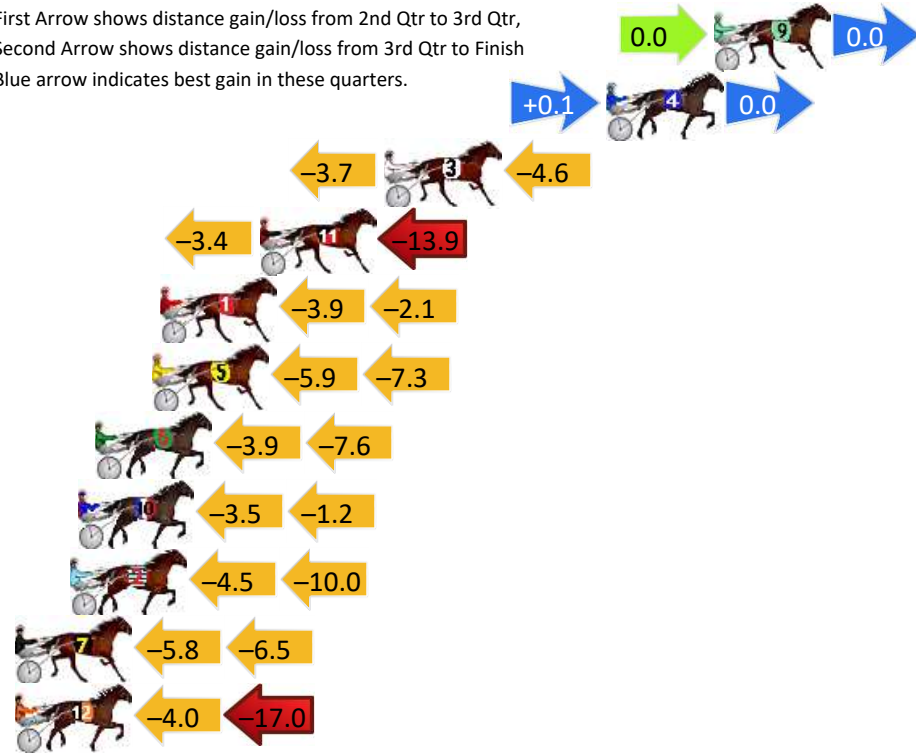
Gross Time: 3:05.70 MileRate: 1:57.90 LeadTime: 68.80s First Qtr: 31.80s Second Qtr: 28.90s Third Qtr: 27.80s Fourth Qtr: 28.40s

DATA TABLE: 800 / 400 Posi's are position from leader and (how wide the horse was at that position)

No	Horse	Plc	Mar	800 Posi	400 Posi	Time	3rd Qtr	4th Qt
9	SKYLORD	1	0.0m	0.0m (0)	0.0m (0)	3:05.70	27.80s	28.40s
4	MACHS BETTOR	2	4.3m	4.4m (0)	4.3m (0)	3:06.02	27.80s	28.42s
3	ALTA RHETT	3	13.2m	4.9m (1)	8.6m (1)	3:06.68	28.06s	28.78s
11	SOHO FIRESTONE	4	18.2m	0.9m (1)	4.3m (1)	3:07.06	28.04s	29.46s
1	AMERICAN BULLITT	5	22.2m	16.2m (0)	20.1m (0)	3:07.36	28.08s	28.66s
5	WALSH	6	22.5m	9.3m (1)	15.2m (1)	3:07.38	28.22s	29.02s
6	YOU FLY WITH ME	7	24.8m	13.3m (1)	17.2m (2)	3:07.55	28.08s	29.05s
10	MASTER LEIGHTON	8	25.5m	20.8m (0)	24.3m (0)	3:07.60	28.06s	28.60s
2	HENWOOD BAY	9	25.8m	11.3m (0)	15.8m (0)	3:07.62	28.12s	29.22s
7	TUX AND TAILS	10	30.3m	18.0m (1)	23.8m (1)	3:07.96	28.22s	29.00s
12	FIREPLAY	11	46.5m	25.5m (0)	29.5m (0)	3:09.17	28.10s	29.81s

Finish Position and metres gained

First Arrow shows distance gain/loss from 2nd Qtr to 3rd Qtr, Second Arrow shows distance gain/loss from 3rd Qtr to Finish Blue arrow indicates best gain in these quarters.



800

Visual positions in race at 2nd Quarter



400

Visual positions in race at 3rd Quarter



Sectional Analysis Software

Not just form | Free Trial

www.facebook.com/PJHarnessRacing



RISE Digital, Harness Racing Australia nor the provider accepts any responsibility for the completeness or accuracy of any of the information contained herein, and makes no representations about its suitability for any particular purpose. Users should make their own judgements about those matters and/or seek independent advice. You assume all risks associated with use of data provided on this page

Gloucester Park Race 5 Distance 2130m

Tuesday, 21 May 2024


Gross Time: 2:37.30 MileRate: 1:58.80 LeadTime: 38.10s First Qtr: 31.70s Second Qtr: 29.90s Third Qtr: 28.90s Fourth Qtr: 28.70s

DATA TABLE: 800 / 400 Posi's are position from leader and (how wide the horse was at that position)

NoHorse	Plc	Mar	800 Posi	400 Posi	Time	3rd Qtr	4th Qt
6 COVERNOTE	1	0.0m	0.0m (0)	0.0m (0)	2:37.30	28.90s	28.70s
7 ONLY ME AND LOU	2	2.9m	1.7m (1)	3.1m (1)	2:37.52	29.00s	28.70s
2 BANK NOTICE	3	5.0m	4.2m (0)	4.5m (0)	2:37.68	28.92s	28.76s
5 ROLLYOUROWN	4	15.2m	5.9m (1)	8.4m (1)	2:38.45	29.08s	29.24s
3 VISITING HOURS	5	17.5m	10.0m (1)	12.3m (1)	2:38.62	29.06s	29.14s
1 THINGS CHANGE	6	18.5m	8.1m (0)	9.8m (0)	2:38.69	29.02s	29.39s
4 RIGGERS RIVER	7	21.9m	12.3m (0)	15.4m (0)	2:38.95	29.12s	29.25s
9 THIS TIME JACKO	8	27.3m	20.6m (0)	16.2m (1)	2:39.36	28.58s	29.60s
8 STAPLETON	9	28.7m	16.4m (0)	19.6m (0)	2:39.46	29.12s	29.46s

Finish Position and metres gained

First Arrow shows distance gain/loss from 2nd Qtr to 3rd Qtr, Second Arrow shows distance gain/loss from 3rd Qtr to Finish
Blue arrow indicates best gain in these quarters.



800

Visual positions in race at 2nd Quarter



400

Visual positions in race at 3rd Quarter



Gloucester Park Race 6 Distance 2130m

Tuesday, 21 May 2024

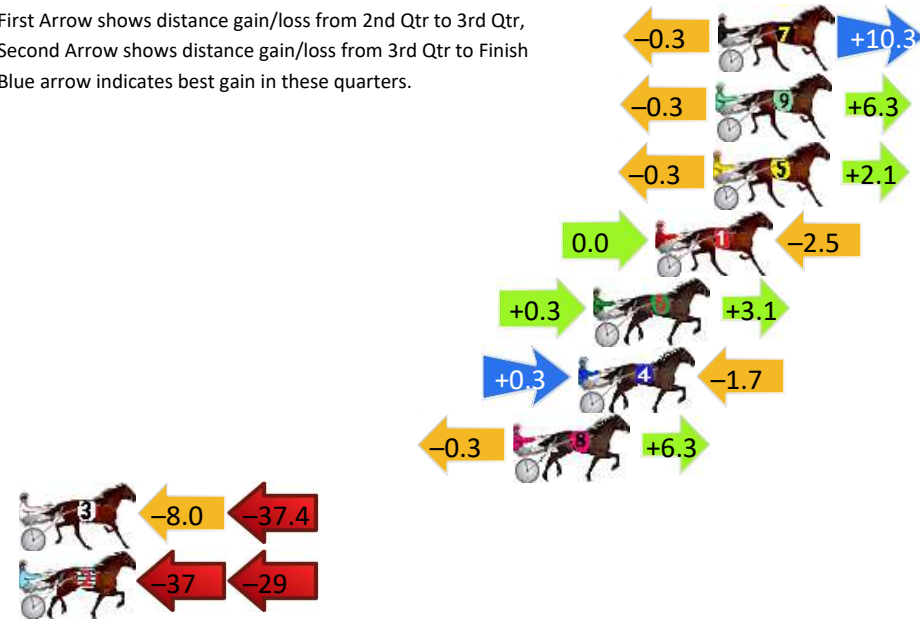
Gross Time: 2:38.10 MileRate: 1:59.40 LeadTime: 37.00s First Qtr: 32.70s Second Qtr: 30.40s Third Qtr: 28.90s Fourth Qtr: 29.10s

DATA TABLE: 800 / 400 Posi's are position from leader and (how wide the horse was at that position)

NoHorse	Plc	Mar	800 Posi	400 Posi	Time	3rd Qtr	4th Qt
7 EVE CROCKER	1	0.0m	10.0m (1)	10.3m (1)	2:38.10	28.92s	28.36s
9 JACKIE DANIELS	2	0.1m	6.1m (1)	6.4m (1)	2:38.11	28.92s	28.65s
5 PUREST COPPER	3	0.2m	2.0m (1)	2.3m (1)	2:38.12	28.92s	28.95s
1 WATCH ME WAVE	4	2.5m	0.0m (0)	0.0m (0)	2:38.29	28.90s	29.29s
6 WANDERING GIRL	5	5.0m	8.4m (0)	8.1m (0)	2:38.48	28.88s	28.90s
4 IMAHERO	6	5.6m	4.2m (0)	3.9m (0)	2:38.53	28.88s	29.25s
8 FOLLOW MY STRIDE	7	8.2m	14.2m (1)	14.5m (1)	2:38.73	28.92s	28.68s
3 CUTTING ROSES	8	58.2m	12.8m (0)	20.8m (0)	2:42.54	29.48s	32.04s
2 DANNIKA	9	84.2m	18.7m (0)	55.2m (0)	2:44.53	31.54s	31.55s

Finish Position and metres gained

First Arrow shows distance gain/loss from 2nd Qtr to 3rd Qtr, Second Arrow shows distance gain/loss from 3rd Qtr to Finish. Blue arrow indicates best gain in these quarters.



800

Visual positions in race at 2nd Quarter



400

Visual positions in race at 3rd Quarter



Gloucester Park Race 7 Distance 2130m

Tuesday, 21 May 2024

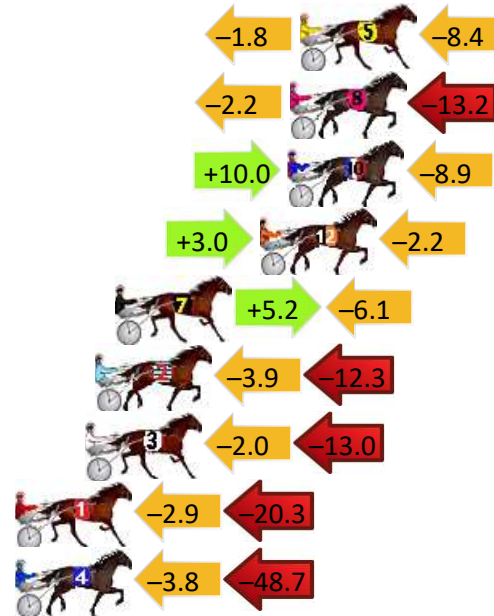
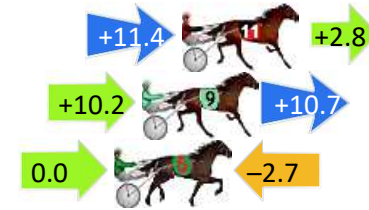
Gross Time: 2:38.60 MileRate: 1:59.80 LeadTime: 36.70s First Qtr: 31.70s Second Qtr: 30.80s Third Qtr: 30.00s Fourth Qtr: 29.40s

DATA TABLE: 800 / 400 Posi's are position from leader and (how wide the horse was at that position)

No	Horse	Plc	Mar	800 Posi	400 Posi	Time	3rd Qtr	4th Qt
11	TRIROYALE BRIGADE	1	0.0m	14.2m (1)	2.8m (2)	2:38.60	29.14s	29.20s
9	GOTA GOOD WARHOL	2	1.6m	22.5m (1)	12.3m (2)	2:38.72	29.22s	28.62s
6	THE LIGHTNING STRIKE	3	2.7m	0.0m (0)	0.0m (0)	2:38.81	30.00s	29.61s
5	LUHRSY	4	16.6m	6.4m (1)	8.2m (1)	2:39.88	30.12s	30.08s
8	JILLIBY JAKE	5	17.0m	1.6m (1)	3.8m (1)	2:39.91	30.16s	30.43s
10	TORREVEAN VELOCE	6	17.1m	18.2m (1)	8.2m (2)	2:39.92	29.24s	30.11s
12	CRACKA TINNY	7	18.2m	19.0m (0)	16.0m (2)	2:40.00	29.76s	29.62s
7	DOCTOR STEVE	8	24.0m	23.1m (0)	17.9m (1)	2:40.45	29.60s	29.93s
2	LILLY LAGUNA	9	24.8m	8.6m (0)	12.5m (0)	2:40.51	30.28s	30.39s
3	TRUNKEY FETCH	10	25.2m	10.2m (1)	12.2m (1)	2:40.54	30.14s	30.44s
1	HOKULANI	11	37.4m	14.2m (0)	17.1m (0)	2:41.48	30.20s	31.02s
4	ABBEE BEE	12	56.8m	4.3m (0)	8.1m (0)	2:42.98	30.28s	33.18s

Finish Position and metres gained

First Arrow shows distance gain/loss from 2nd Qtr to 3rd Qtr, Second Arrow shows distance gain/loss from 3rd Qtr to Finish. Blue arrow indicates best gain in these quarters.



800

Visual positions in race at 2nd Quarter



400

Visual positions in race at 3rd Quarter



Powered by **PJ Harness Analyser**

Sectional Analysis Software

Not just form | Free Trial

www.facebook.com/PJHarnessRacing



RISE Digital, Harness Racing Australia nor the provider accepts any responsibility for the completeness or accuracy of any of the information contained herein, and makes no representations about its suitability for any particular purpose. Users should make their own judgements about those matters and/or seek independent advice. You assume all risks associated with use of data provided on this page

Gloucester Park Race 8 Distance 2130m

Tuesday, 21 May 2024

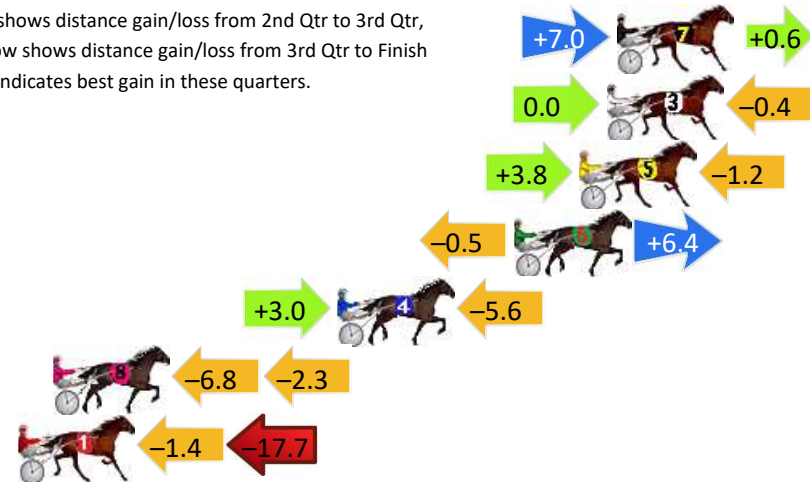
Gross Time: 2:39.10 MileRate: 2:00.20 LeadTime: 36.70s First Qtr: 30.80s Second Qtr: 30.50s Third Qtr: 29.80s Fourth Qtr: 31.30s

DATA TABLE: 800 / 400 Posi's are position from leader and (how wide the horse was at that position)

No	Horse	Plc	Mar	800 Posi	400 Posi	Time	3rd Qtr	4th Qt
7	SPICE PACKAGE	1	0.0m	7.6m (2)	0.6m (2)	2:39.10	29.28s	31.26s
3	DEKLA DIVA	2	0.4m	0.0m (0)	0.0m (0)	2:39.13	29.80s	31.33s
5	BROOKVALEGIRL	3	1.5m	4.1m (1)	0.3m (1)	2:39.22	29.52s	31.40s
6	IT AINTEASY	4	4.1m	10.0m (0)	10.5m (0)	2:39.44	29.86s	30.84s
4	LUNETTA	5	11.2m	8.6m (1)	5.6m (1)	2:40.02	29.58s	31.79s
8	CONTROL QUEEN	6	22.6m	13.5m (1)	20.3m (1)	2:40.95	30.34s	31.61s
1	ALREDDY FLYIN	7	24.0m	4.9m (0)	6.3m (0)	2:41.06	29.92s	32.78s


Finish Position and metres gained

First Arrow shows distance gain/loss from 2nd Qtr to 3rd Qtr, Second Arrow shows distance gain/loss from 3rd Qtr to Finish
Blue arrow indicates best gain in these quarters.



800

Visual positions in race at 2nd Quarter



400

Visual positions in race at 3rd Quarter



Gloucester Park Race 9 Distance 2536m

Tuesday, 21 May 2024

Gross Time: 3:17.20 MileRate: 2:05.20 LeadTime: 72.90s First Qtr: 32.80s Second Qtr: 31.50s Third Qtr: 31.50s Fourth Qtr: 28.50s

DATA TABLE: 800 / 400 Posi's are position from leader and (how wide the horse was at that position)

NoHorse	Plc	Mar	800 Posi	400 Posi	Time	3rd Qtr	4th Qt
5 ALDEBARAN SUNDOWN	1	0.0m	4.6m (0)	1.1m (1)	3:17.20	31.22s	28.42s
3 SCOOTIN AROUND	2	1.1m	0.0m (0)	0.0m (0)	3:17.28	31.50s	28.58s
6 LUVAFLAIR	3	9.3m	17.9m (0)	7.3m (1)	3:17.90	30.64s	28.65s
1 NICKYS SON	4	13.5m	9.2m (0)	3.0m (2)	3:18.21	31.00s	29.29s
4 ONE BID BUYS	5	22.9m	13.5m (0)	7.5m (0)	3:18.91	31.00s	29.65s
2 AH UNAGI	6	62.4m	34.0m (0)	14.5m (2)	3:21.87	29.92s	32.09s

Finish Position and metres gained

First Arrow shows distance gain/loss from 2nd Qtr to 3rd Qtr, Second Arrow shows distance gain/loss from 3rd Qtr to Finish Blue arrow indicates best gain in these quarters.

