







Gloucester Park Race 1 Distance 2130m


Tuesday, 20 July 2021

Gross Time: 2:38.40 MileRate: 1:59.70 LeadTime: 37.90s First Qtr: 31.50s Second Qtr: 29.70s Third Qtr: 29.70s Fourth Qtr: 29.60s

No Horse	Plc	Margin	Time	800Time (W)	400 Time (W)	Finish Position and metres gained from 800m
3 RONA MAY	1	0.0m	2:38.40	59.30s (0)	29.60s (0)	 0.0
2 GLADYS GUGMAN	2	6.4m	2:38.90	59.45s (0)	29.70s (0)	-2.0 
7 MOOLAH MAGNET	3	14.8m	2:39.55	59.77s (1)	29.78s (1)	-6.4 
8 BETTOR BE ARTFUL	4	15.1m	2:39.57	60.19s (1)	30.17s (1)	-12.1 
6 PETRAFIED	5	15.8m	2:39.63	59.42s (0)	29.51s (0)	-1.6 
4 LIL DELIGHT	6	21.1m	2:40.04	60.18s (0)	30.24s (0)	-11.9 



Sectionals
Powered by



PJ HARNESS ANALYSER Version 3.05 Out Now!
HORSE REPORTS / RAW DATA
 All your sectional needs Check us out at www.pjdata.com.au

RWWA and provider are not responsible for the completeness or accuracy of any of the information contained herein, and makes no representations about its suitability for any purpose.

Gloucester Park Race 2 Distance 2130m

Tuesday, 20 July 2021

Gross Time: 2:39.30 MileRate: 2:00.40 LeadTime: 39.00s First Qtr: 32.00s Second Qtr: 31.00s Third Qtr: 29.00s Fourth Qtr: 28.30s

No Horse	Plc	Margin	Time	800Time (W)	400 Time (W)	Finish Position and metres gained from 800m
1 WHITE LIGHTNING	1	0.0m	2:39.30	57.30s (0)	28.30s (0)	0.0
7 HENGHENG	2	1.9m	2:39.44	57.26s (1)	28.28s (1)	+0.5
3 GODS PLAN	3	4.0m	2:39.60	57.26s (0)	28.27s (0)	+0.6
6 APOLOGIZE	4	5.0m	2:39.67	57.16s (1)	28.16s (1)	+2.0
5 PONTEVIVO	5	5.7m	2:39.72	56.89s (1)	27.74s (1)	+5.7
10 BELLS FOOL	6	6.4m	2:39.78	57.11s (0)	28.07s (0)	+2.6
9 DWAYNE	7	11.6m	2:40.16	56.77s (0)	27.77s (0)	+7.4
2 ASHIMA	8	12.1m	2:40.20	57.18s (0)	28.10s (0)	+1.7
8 THE MONIES ON	9	24.0m	2:41.08	57.21s (1)	28.00s (0)	+1.2
4 HEEZ TRUE BLUE	10	57.3m	2:43.56	59.97s (1)	30.39s (1)	-37.5



Sectionals
Powered by









PJ HARNESS ANALYSER Version 3.05 Out Now!
HORSE REPORTS / RAW DATA
 All your sectional needs Check us out at www.pjdata.com.au

RWWA and provider are not responsible for the completeness or accuracy of any of the information contained herein, and makes no representations about its suitability for any purpose.

Gloucester Park Race 3 Distance 2536m

Tuesday, 20 July 2021

Gross Time: 3:09.20 MileRate: 2:00.00 LeadTime: 71.50s First Qtr: 30.70s Second Qtr: 30.10s Third Qtr: 28.00s Fourth Qtr: 28.90s

No Horse	Plc	Margin	Time	800Time (W)	400 Time (W)	Finish Position and metres gained from 800m
1 BAYLAN JETT	1	0.0m	3:09.20	56.90s (0)	28.90s (0)	 0.0
3 BEAT CITY	2	0.5m	3:09.24	56.81s (1)	28.75s (1)	 +1.3
5 EXTREME PRINCE	3	2.9m	3:09.42	56.67s (1)	28.58s (1)	 +3.3
8 ONE FOR DAVE ANDME	4	3.6m	3:09.47	56.01s (1)	27.92s (1)	 +12.6
7 COPY N PACE	5	4.5m	3:09.54	56.41s (1)	28.30s (1)	 +6.9
2 MISTER ARDEE	6	5.2m	3:09.59	56.96s (0)	28.84s (0)	 -0.8
4 THE RIGHTEOUS	7	5.7m	3:09.63	56.65s (0)	28.38s (0)	 +3.5
6 ACE BROMAC	8	10.4m	3:09.99	56.67s (0)	28.41s (0)	 +3.2



Sectionals
Powered by











PJ HARNESS ANALYSER Version 3.05 Out Now!
HORSE REPORTS / RAW DATA
 All your sectional needs Check us out at www.pjdata.com.au

RWWA and provider are not responsible for the completeness or accuracy of any of the information contained herein, and makes no representations about its suitability for any purpose.

Gloucester Park Race 4 Distance 2130m

Tuesday, 20 July 2021

Gross Time: 2:40.70 MileRate: 2:01.40 LeadTime: 37.50s First Qtr: 32.30s Second Qtr: 31.80s Third Qtr: 30.20s Fourth Qtr: 28.90s

No Horse	Plc	Margin	Time	800Time (W)	400 Time (W)	Finish Position and metres gained from 800m
4 HEZ A CHANCE	1	0.0m	2:40.70	59.10s (0)	28.90s (0)	 0.0
7 DELIGHTFULL	2	3.1m	2:40.94	59.22s (1)	28.91s (1)	-1.7 
1 LA SULEIMAN	3	4.7m	2:41.06	59.14s (0)	28.85s (0)	-0.5 
5 ROCKMENOW	4	6.4m	2:41.19	59.14s (1)	28.81s (2)	-0.6 
3 ALLTHEWAYTOROYALT	5	7.7m	2:41.28	58.75s (0)	28.38s (0)	+4.7 
2 TUBBS FARQUHAR	6	9.4m	2:41.41	59.17s (0)	28.76s (1)	-1.0 
8 TEPELO STAR	7	13.3m	2:41.71	58.86s (0)	28.43s (0)	+3.3 
6 SEBASTIENS LAD	8	57.4m	2:45.05	62.52s (1)	31.66s (1)	-46.6 



Sectionals
Powered by

PJ HARNESS ANALYSER Version 3.05 Out Now!
HORSE REPORTS / RAW DATA
 All your sectional needs Check us out at www.pjdata.com.au

RWWA and provider are not responsible for the completeness or accuracy of any of the information contained herein, and makes no representations about its suitability for any purpose.

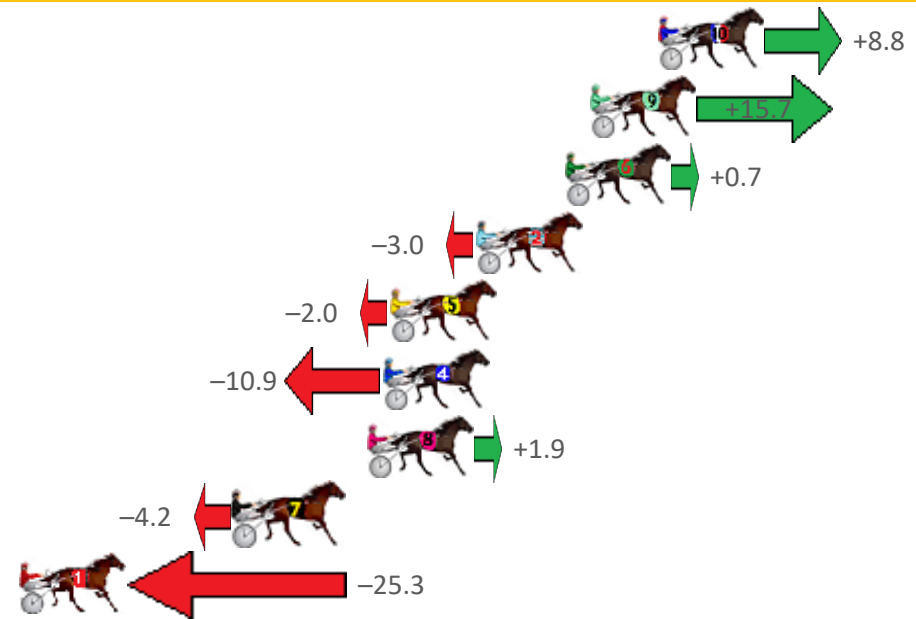
Gloucester Park Race 5 Distance 2130m

Tuesday, 20 July 2021

Gross Time: 2:38.30 MileRate: 1:59.60 LeadTime: 38.30s First Qtr: 31.90s Second Qtr: 30.00s Third Qtr: 28.90s Fourth Qtr: 29.20s

No Horse	Plc	Margin	Time	800Time (W)	400 Time (W)
10 DESTINED TO RULE	1	0.0m	2:38.30	57.46s (1)	29.16s (2)
9 MCARDLES GEM	2	2.7m	2:38.51	56.97s (1)	28.68s (1)
6 THE TIGER ARMY	3	3.7m	2:38.58	58.05s (1)	29.11s (1)
2 RIVERINA FLASH	4	7.2m	2:38.85	58.32s (0)	29.29s (0)
5 RAGING ROMEO	5	10.6m	2:39.11	58.24s (0)	29.19s (0)
4 MISTER MACH	6	10.9m	2:39.13	58.89s (1)	29.99s (1)
8 IM SPIDERMAN	7	11.5m	2:39.18	57.96s (1)	29.66s (2)
7 ROCKINTHEBOX	8	16.8m	2:39.59	58.40s (0)	29.32s (0)
1 HERE COMES SHARKIE	9	25.3m	2:40.24	59.93s (0)	30.93s (0)

Finish Position and metres gained from 800m



Sectionals
Powered by

PJ HARNESS ANALYSER

Version 3.05
Out Now!

HORSE REPORTS / RAW DATA

All your sectional needs

Check us out at www.pjdata.com.au











RWWA and provider are not responsible for the completeness or accuracy of any of the information contained herein, and makes no representations about its suitability for any purpose.

Gloucester Park Race 6 Distance 2130m

Tuesday, 20 July 2021

Gross Time: 2:37.20 MileRate: 1:58.70 LeadTime: 37.10s First Qtr: 31.90s Second Qtr: 29.50s Third Qtr: 29.40s Fourth Qtr: 29.30s

No Horse	Plc	Margin	Time	800Time (W)	400 Time (W)	Finish Position and metres gained from 800m
2 KIWI JEWEL	1	0.0m	2:37.20	58.70s (0)	29.30s (0)	 0.0
1 KIRSTEN	2	10.8m	2:38.03	59.15s (0)	29.62s (0)	-6.2 
6 STELLAR BELLA	3	17.3m	2:38.53	59.32s (0)	29.72s (0)	-8.5 
8 DONTWAITFORME	4	18.5m	2:38.62	58.59s (1)	29.88s (2)	+1.5 
3 SOHO PARTY GIRL	5	18.6m	2:38.63	59.59s (1)	30.10s (1)	-12.2 
7 ADDA TARANTELLA	6	22.8m	2:38.95	59.23s (1)	30.49s (2)	-7.2 
9 ALTAS ANGEL	7	23.6m	2:39.01	60.28s (1)	30.80s (1)	-21.6 
4 MAJOR JADE	8	23.9m	2:39.04	59.66s (1)	30.18s (1)	-13.1 



Sectionals
Powered by

PJ HARNESS ANALYSER Version 3.05 Out Now!
HORSE REPORTS / RAW DATA
 All your sectional needs Check us out at www.pjdata.com.au

RWWA and provider are not responsible for the completeness or accuracy of any of the information contained herein, and makes no representations about its suitability for any purpose.

Gloucester Park Race 7 Distance 2536m

Tuesday, 20 July 2021

Gross Time: 3:16.00 MileRate: 2:04.40 LeadTime: 71.80s First Qtr: 32.20s Second Qtr: 29.70s Third Qtr: 31.00s Fourth Qtr: 31.30s

No Horse	Plc	Margin	Time	800Time (W)	400 Time (W)	Finish Position and metres gained from 800m
3 GOODTIME PE RABBIT	1	0.0m	3:16.00	61.54s (1)	31.07s (2)	+9.8
6 MALABAR SPUR	2	12.1m	3:16.99	62.85s (0)	31.87s (0)	-7.1
7 ONE BID BUYS	3	15.6m	3:17.28	63.51s (0)	32.51s (0)	-15.6
8 LANSBURY	4	23.7m	3:17.94	63.08s (1)	32.13s (1)	-10.1
9 LIGHTNING CALDER	5	25.2m	3:18.06	63.99s (1)	33.00s (1)	-21.8
5 ALL FLAIR	6	26.0m	3:18.13	63.38s (0)	32.34s (0)	-14.0
1 LUVAFLAIR	7	31.4m	3:18.57	63.17s (1)	32.19s (2)	-11.2
4 KELL ROAD KID	8	58.0m	3:20.75	64.99s (0)	33.62s (0)	-34.8
2 CREDIT TO CHRIS	9	123.8m	3:26.13	70.60s (0)	39.78s (2)	-107.0



Sectionals
Powered by

PJ HARNESS ANALYSER Version 3.05 Out Now!
HORSE REPORTS / RAW DATA
 All your sectional needs Check us out at www.pjdata.com.au



RWWA and provider are not responsible for the completeness or accuracy of any of the information contained herein, and makes no representations about its suitability for any purpose.

Gloucester Park Race 8 Distance 2130m

Tuesday, 20 July 2021

Gross Time: 2:37.40 MileRate: 1:58.90 LeadTime: 37.70s First Qtr: 31.60s Second Qtr: 30.00s Third Qtr: 29.00s Fourth Qtr: 29.10s

No Horse	Plc	Margin	Time	800Time (W)	400 Time (W)	Finish Position and metres gained from 800m
7 MIDDLEPAGE	1	0.0m	2:37.40	57.98s (1)	29.03s (1)	
5 LIVY JAY	2	1.3m	2:37.50	58.19s (0)	29.19s (0)	
6 ADVANCE YOUR DREA	3	5.2m	2:37.80	58.00s (1)	29.07s (1)	
2 THEWIZARD	4	14.4m	2:38.50	58.46s (0)	29.36s (1)	
3 MISS VUNG TAU	5	14.9m	2:38.54	58.81s (0)	29.73s (0)	
1 CRACKA TINNY	6	23.5m	2:39.19	58.79s (0)	29.69s (0)	
4 BEEJAYS STAR	7	26.2m	2:39.40	59.04s (1)	29.90s (2)	



Sectionals
Powered by

PJ HARNESS ANALYSER Version 3.05 Out Now!
HORSE REPORTS / RAW DATA
All your sectional needs Check us out at www.pjdata.com.au

RWWA and provider are not responsible for the completeness or accuracy of any of the information contained herein, and makes no representations about its suitability for any purpose.