

# Gloucester Park Race 1 Distance 2130m

Friday, 17 May 2024


Gross Time: 2:36.20 MileRate: 1:58.00 LeadTime: 38.40s First Qtr: 31.10s Second Qtr: 30.60s Third Qtr: 28.70s Fourth Qtr: 27.40s

DATA TABLE: 800 / 400 Posi's are position from leader and (how wide the horse was at that position)

No	Horse	Plc	Mar	800 Posi	400 Posi	Time	3rd Qtr	4th Qt
9	MAGNUS VICTOR	1	0.0m	7.0m (1)	6.3m (1)	2:36.20	28.64s	26.96s
4	VANDERBILT	2	0.8m	0.0m (0)	0.0m (0)	2:36.26	28.70s	27.46s
7	HALE SAINT LOUIE	3	2.5m	10.9m (1)	10.1m (1)	2:36.38	28.62s	26.88s
11	CAPTAIN BLIGH	4	3.7m	3.1m (1)	2.3m (1)	2:36.47	28.64s	27.50s
10	YA BETTOR FOLLOWME	5	4.1m	8.7m (0)	8.6m (0)	2:36.50	28.68s	27.10s
1	DUTY BOUND	6	5.7m	4.8m (0)	4.3m (0)	2:36.61	28.66s	27.51s
6	FEELING ACES	7	8.4m	16.8m (0)	16.4m (0)	2:36.81	28.64s	26.87s
12	LITTLE BITOF FUN	8	8.7m	12.9m (0)	12.6m (0)	2:36.83	28.66s	27.15s
2	PER ARDUA AD ASTRA	9	10.8m	15.1m (1)	14.4m (1)	2:36.98	28.62s	27.18s
5	BETTOR MOVE ALONG	10	11.4m	23.3m (1)	23.0m (1)	2:37.02	28.64s	26.62s
8	HES NEVER BEEN BETA	11	14.6m	19.1m (1)	19.0m (1)	2:37.25	28.66s	27.13s
3	FRANCO WESTERN	12	14.9m	21.6m (0)	20.9m (0)	2:37.27	28.62s	27.01s

## Finish Position and metres gained

First Arrow shows distance gain/loss from 2nd Qtr to 3rd Qtr, Second Arrow shows distance gain/loss from 3rd Qtr to Finish  
Blue arrow indicates best gain in these quarters.



800

Visual positions in race at 2nd Quarter



400

Visual positions in race at 3rd Quarter



Sectional Analysis Software

Not just form | Free Trial

www.facebook.com/PJHarnessRacing



RISE Digital, Harness Racing Australia nor the provider accepts any responsibility for the completeness or accuracy of any of the information contained herein, and makes no representations about its suitability for any particular purpose. Users should make their own judgements about those matters and/or seek independent advice. You assume all risks associated with use of data provided on this page

# Gloucester Park Race 2 Distance 1730m

Friday, 17 May 2024


Gross Time: 2:02.80 MileRate: 1:54.30 LeadTime: 7.50s First Qtr: 28.80s Second Qtr: 30.10s Third Qtr: 28.20s Fourth Qtr: 28.20s

DATA TABLE: 800 / 400 Posi's are position from leader and (how wide the horse was at that position)

No	Horse	Plc	Mar	800 Posi	400 Posi	Time	3rd Qtr	4th Qt
5	ARMA XFACTOR	1	0.0m	0.0m (0)	0.0m (0)	2:02.80	28.20s	28.20s
1	ROCK ME OVER	2	5.9m	4.3m (0)	4.9m (0)	2:03.24	28.24s	28.30s
6	FRANKIE J HOLDEN	3	8.8m	10.0m (1)	11.7m (1)	2:03.45	28.32s	28.03s
3	RASCAL	4	9.5m	6.0m (1)	7.7m (1)	2:03.50	28.32s	28.36s
8	SOUND WAVE	5	10.8m	16.8m (0)	20.0m (1)	2:03.60	28.42s	27.60s
2	CLASSIC CHOICE	6	10.9m	1.4m (1)	3.5m (1)	2:03.61	28.34s	28.77s
7	BLOCKJORG	7	11.1m	14.6m (1)	16.0m (1)	2:03.62	28.30s	27.90s
9	THREE RUMOURS	8	13.2m	22.8m (0)	22.3m (2)	2:03.78	28.16s	27.61s
10	CAVALRY CALL	9	16.2m	8.9m (0)	12.6m (0)	2:04.00	28.46s	28.52s
4	ONESMARTFELLA	10	55.2m	13.1m (0)	18.6m (0)	2:06.89	28.58s	30.99s

## Finish Position and metres gained

First Arrow shows distance gain/loss from 2nd Qtr to 3rd Qtr,  
Second Arrow shows distance gain/loss from 3rd Qtr to Finish  
Blue arrow indicates best gain in these quarters.



800

Visual positions in race at 2nd Quarter



400

Visual positions in race at 3rd Quarter



# Gloucester Park Race 3 Distance 2130m

Friday, 17 May 2024


Gross Time: 2:33.90 MileRate: 1:56.30 LeadTime: 36.80s First Qtr: 31.20s Second Qtr: 29.50s Third Qtr: 28.30s Fourth Qtr: 28.10s

DATA TABLE: 800 / 400 Posi's are position from leader and (how wide the horse was at that position)

No	Horse	Plc	Mar	800 Posi	400 Posi	Time	3rd Qtr	4th Qt
11	ROCKMYSTER	1	0.0m	8.3m (1)	3.8m (2)	2:33.90	27.98s	27.84s
7	DOMINUS FACTUM	2	3.8m	4.3m (0)	4.3m (0)	2:34.18	28.30s	28.08s
3	THE MIKI TAKER	3	4.6m	0.0m (1)	0.6m (1)	2:34.24	28.34s	28.40s
8	ROCKANDROLLARTIST	4	6.7m	0.0m (0)	0.0m (0)	2:34.39	28.30s	28.59s
2	MIDDLEPAGE	5	8.0m	4.3m (1)	4.3m (1)	2:34.49	28.30s	28.39s
1	STATE OF HEAVEN	6	10.6m	8.3m (0)	8.9m (0)	2:34.68	28.34s	28.26s
4	STAR CASINO	7	11.1m	16.2m (1)	13.7m (1)	2:34.72	28.12s	27.96s
10	JASPERVELLABEACH	8	14.1m	12.2m (0)	12.6m (0)	2:34.94	28.32s	28.26s
5	CARRERA MACH	9	14.6m	16.5m (0)	17.1m (0)	2:34.98	28.34s	27.98s
9	IFEEL SIKDARL	10	15.9m	11.9m (1)	9.5m (1)	2:35.07	28.12s	28.61s
6	MACHLANI	11	18.4m	20.8m (0)	21.4m (0)	2:35.26	28.34s	27.96s

## Finish Position and metres gained

First Arrow shows distance gain/loss from 2nd Qtr to 3rd Qtr, Second Arrow shows distance gain/loss from 3rd Qtr to Finish  
Blue arrow indicates best gain in these quarters.



800

Visual positions in race at 2nd Quarter



400

Visual positions in race at 3rd Quarter



Sectional Analysis Software  
Not just form | Free Trial



www.facebook.com/PJHarnessRacing

RISE Digital, Harness Racing Australia nor the provider accepts any responsibility for the completeness or accuracy of any of the information contained herein, and makes no representations about its suitability for any particular purpose. Users should make their own judgements about those matters and/or seek independent advice. You assume all risks associated with use of data provided on this page

# Gloucester Park Race 4 Distance 2130m

Friday, 17 May 2024

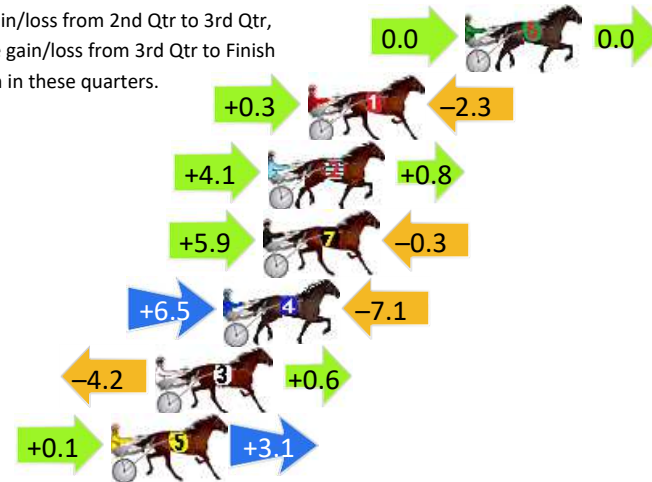
Gross Time: 2:32.80 MileRate: 1:55.50 LeadTime: 37.20s First Qtr: 30.20s Second Qtr: 29.60s Third Qtr: 28.30s Fourth Qtr: 27.50s

DATA TABLE: 800 / 400 Posi's are position from leader and (how wide the horse was at that position)

No	Horse	Plc	Mar	800 Posi	400 Posi	Time	3rd Qtr	4th Qt
6	JUMPINGJACKMAC	1	0.0m	0.0m (0)	0.0m (0)	2:32.80	28.30s	27.50s
1	WHILE THEY PRAY	2	6.3m	4.3m (0)	4.0m (0)	2:33.26	28.28s	27.68s
2	FINVARRA	3	7.9m	12.8m (0)	8.7m (0)	2:33.37	28.00s	27.47s
7	DIEGO	4	8.1m	13.7m (1)	7.8m (1)	2:33.39	27.88s	27.54s
4	YOURE SO FINE	5	9.7m	9.1m (1)	2.6m (1)	2:33.50	27.84s	28.02s
3	GALACTIC STAR	6	12.4m	8.8m (0)	13.0m (0)	2:33.70	28.58s	27.50s
5	WILDWEST	7	14.2m	17.4m (0)	17.3m (0)	2:33.83	28.28s	27.33s


## Finish Position and metres gained

First Arrow shows distance gain/loss from 2nd Qtr to 3rd Qtr,  
Second Arrow shows distance gain/loss from 3rd Qtr to Finish  
Blue arrow indicates best gain in these quarters.



8  
0  
0

Visual positions in race at 2nd Quarter



4  
0  
0

Visual positions in race at 3rd Quarter





# Gloucester Park Race 5 Distance 2130m

Friday, 17 May 2024



Gross Time: 2:34.30 MileRate: 1:56.50 LeadTime: 35.90s First Qtr: 29.80s Second Qtr: 31.10s Third Qtr: 29.50s Fourth Qtr: 28.00s

DATA TABLE: 800 / 400 Posi's are position from leader and (how wide the horse was at that position)

No	Horse	Plc	Mar	800 Posi	400 Posi	Time	3rd Qtr	4th Qt
10	WATER LOU	1	0.0m	5.7m (0)	3.5m (3)	2:34.30	29.33s	27.75s
1	MISS HEPBURN	2	2.4m	0.0m (0)	0.0m (0)	2:34.48	29.50s	28.18s
8	XCEPTIONAL ARMA	3	12.6m	1.6m (1)	4.5m (1)	2:35.23	29.70s	28.61s
7	LOCH TAY	4	15.4m	19.6m (0)	10.7m (3)	2:35.43	28.83s	28.37s
5	SUGAR DELIGHT	5	19.2m	10.4m (1)	9.0m (1)	2:35.71	29.38s	28.77s
9	STELLAR EDITION	6	23.7m	24.3m (0)	14.6m (0)	2:36.04	28.76s	28.70s
12	GRAND COUTEAU	7	24.0m	25.4m (2)	18.8m (2)	2:36.07	28.98s	28.42s
11	PUSHBUTTON ROCK	8	25.4m	10.4m (0)	6.2m (0)	2:36.17	29.18s	29.43s
3	REMARKABLE ROCK	9	30.3m	15.6m (0)	10.1m (0)	2:36.53	29.08s	29.51s
6	CHILLI PUNTER	10	32.6m	5.7m (1)	7.2m (2)	2:36.70	29.59s	29.89s
2	LENORA JANE	11	34.0m	18.6m (1)	15.4m (1)	2:36.80	29.24s	29.40s
4	PRINCESS KATIE	12	48.9m	14.5m (1)	15.2m (3)	2:37.90	29.53s	30.51s

## Finish Position and metres gained

First Arrow shows distance gain/loss from 2nd Qtr to 3rd Qtr, Second Arrow shows distance gain/loss from 3rd Qtr to Finish  
Blue arrow indicates best gain in these quarters.



# Gloucester Park Race 6 Distance 1730m

Friday, 17 May 2024



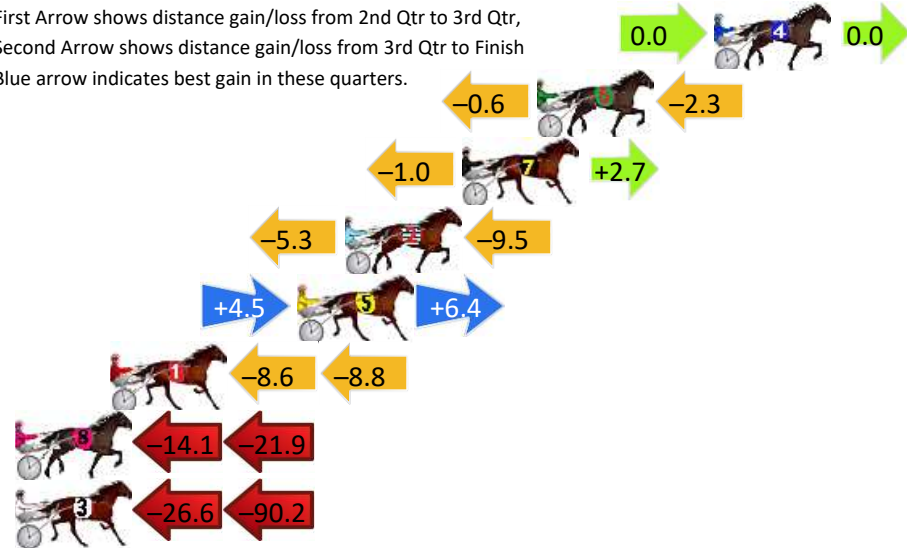
Gross Time: 2:05.20 MileRate: 1:56.50 LeadTime: 7.70s First Qtr: 28.40s Second Qtr: 28.60s Third Qtr: 29.30s Fourth Qtr: 31.20s

DATA TABLE: 800 / 400 Posi's are position from leader and (how wide the horse was at that position)

No	Horse	Plc	Mar	800 Posi	400 Posi	Time	3rd Qtr	4th Qt
4	HIGHVIEW HEIDI	1	0.0m	0.0m (1)	0.0m (0)	2:05.20	29.30s	31.20s
6	DIAMONDSAREFOREVER	2	7.1m	4.2m (1)	4.8m (1)	2:05.78	29.36s	31.42s
7	POPPYS LAST DANCE	3	10.1m	11.8m (0)	12.8m (1)	2:06.02	29.42s	31.06s
2	REINETTE	4	14.8m	0.0m (0)	5.3m (0)	2:06.41	29.70s	32.01s
5	PURELY PANDEMIC	5	16.7m	27.6m (0)	23.1m (0)	2:06.56	29.08s	30.82s
1	ALLIZEE	6	24.2m	6.8m (0)	15.4m (0)	2:07.17	29.98s	32.02s
8	SHOOBEE'S DOUBLE	7	46.1m	10.1m (1)	24.2m (1)	2:08.96	30.40s	33.14s
3	CAPTURE THE MOMENT	8	271.0m	154.2m (0)	180.8m (0)	2:27.30	31.94s	39.71s

## Finish Position and metres gained

First Arrow shows distance gain/loss from 2nd Qtr to 3rd Qtr, Second Arrow shows distance gain/loss from 3rd Qtr to Finish  
Blue arrow indicates best gain in these quarters.



# Gloucester Park Race 7 Distance 2130m

Friday, 17 May 2024




Gross Time: 2:36.60 MileRate: 1:58.30 LeadTime: 37.80s First Qtr: 31.00s Second Qtr: 29.90s Third Qtr: 28.30s Fourth Qtr: 29.60s

DATA TABLE: 800 / 400 Posi's are position from leader and (how wide the horse was at that position)

NoHorse	Plc	Mar	800 Posi	400 Posi	Time	3rd Qtr	4th Qt
8 STARLIGHT DREAM	1	0.0m	17.9m (1)	10.1m (2)	2:36.60	27.76s	28.88s
10 CHAMPAGNE STYLE	2	5.3m	4.8m (0)	3.9m (0)	2:37.01	28.24s	29.73s
11 QUEENINTHECORNER	3	5.9m	9.4m (2)	2.3m (2)	2:37.06	27.80s	29.89s
7 LADY PRIMA DONNA	4	8.1m	1.7m (1)	0.6m (1)	2:37.23	28.22s	30.19s
3 AMERICAN MONARCH	5	8.2m	6.3m (1)	4.5m (1)	2:37.24	28.18s	29.91s
1 MADDY ROCKS	6	8.6m	0.0m (0)	0.0m (0)	2:37.27	28.30s	30.27s
4 SHEHADI	7	10.8m	13.7m (0)	12.8m (0)	2:37.44	28.26s	29.52s
5 ADORE ME SOME MORE	8	11.0m	17.4m (0)	16.7m (0)	2:37.45	28.28s	29.25s
9 SWEET VIVIENNE	9	12.2m	23.6m (0)	14.5m (1)	2:37.55	27.68s	29.50s
2 FLAMETREE	10	12.5m	10.5m (1)	9.5m (1)	2:37.57	28.24s	29.89s
12 PIVOTAL	11	12.5m	9.4m (0)	8.6m (0)	2:37.57	28.26s	29.95s
6 SPORT SPORT SPORT	12	13.4m	13.7m (2)	6.5m (2)	2:37.64	27.80s	30.18s

## Finish Position and metres gained

First Arrow shows distance gain/loss from 2nd Qtr to 3rd Qtr, Second Arrow shows distance gain/loss from 3rd Qtr to Finish  
Blue arrow indicates best gain in these quarters.



# Gloucester Park Race 8 Distance 2503m

Friday, 17 May 2024

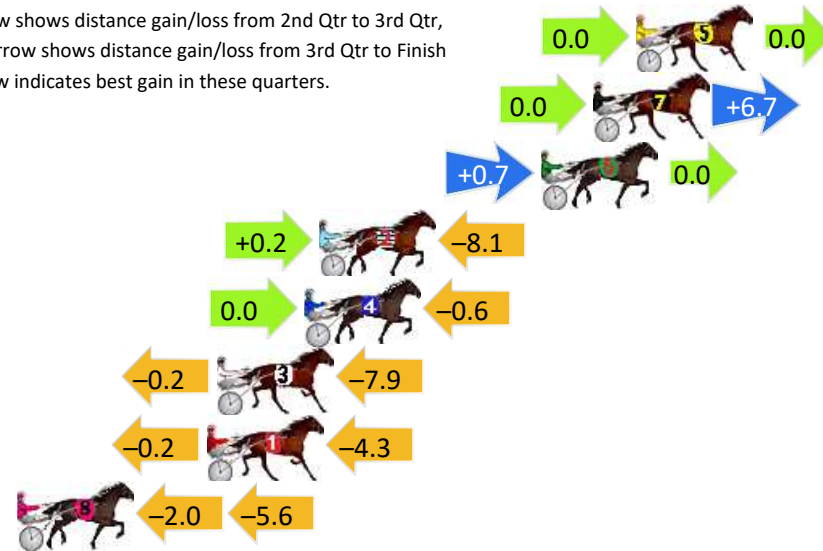
Gross Time: 3:09.90 MileRate: 2:01.60 LeadTime: 72.20s First Qtr: 31.10s Second Qtr: 30.50s Third Qtr: 28.60s Fourth Qtr: 27.50s

DATA TABLE: 800 / 400 Posi's are position from leader and (how wide the horse was at that position)

No	Horse	Plc	Mar	800 Posi	400 Posi	Time	3rd Qtr	4th Qt
5	SKYLOU	1	0.0m	0.0m (0)	0.0m (0)	3:09.90	28.60s	27.50s
7	CARANA	2	1.7m	8.4m (1)	8.4m (1)	3:10.02	28.58s	27.04s
6	BRICKIES DREAM	3	3.8m	4.5m (1)	3.8m (1)	3:10.17	28.54s	27.51s
2	JILL MACH	4	12.7m	4.8m (0)	4.6m (0)	3:10.82	28.58s	28.10s
4	NAVY STREET	5	13.3m	12.7m (1)	12.7m (1)	3:10.86	28.58s	27.58s
3	DEEORSE	6	16.8m	8.7m (0)	8.9m (0)	3:11.12	28.60s	28.10s
1	DOURADO	7	17.2m	12.7m (0)	12.9m (0)	3:11.14	28.60s	27.84s
8	SIMPLY SHAZ	8	24.8m	17.2m (0)	19.2m (0)	3:11.69	28.72s	27.95s

## Finish Position and metres gained

First Arrow shows distance gain/loss from 2nd Qtr to 3rd Qtr, Second Arrow shows distance gain/loss from 3rd Qtr to Finish  
Blue arrow indicates best gain in these quarters.



8  
0  
0

Visual positions in race at 2nd Quarter



4  
0  
0

Visual positions in race at 3rd Quarter





# Gloucester Park Race 9 Distance 2130m

Friday, 17 May 2024



Gross Time: 2:37.80 MileRate: 1:59.20 LeadTime: 38.10s First Qtr: 31.60s Second Qtr: 30.30s Third Qtr: 28.90s Fourth Qtr: 28.90s

DATA TABLE: 800 / 400 Posi's are position from leader and (how wide the horse was at that position)

No	Horse	Plc	Mar	800 Posi	400 Posi	Time	3rd Qtr	4th Qt
1	BARBADOS	1	0.0m	0.0m (0)	0.0m (0)	2:37.80	28.90s	28.90s
9	ROAD CLOSURE	2	1.7m	10.0m (2)	7.6m (2)	2:37.93	28.73s	28.48s
3	TRITTRITTBANGBAN G	3	3.8m	4.2m (0)	3.9m (0)	2:38.09	28.88s	28.91s
11	STAR OF WILLOUGHBY	4	6.5m	12.8m (0)	11.7m (0)	2:38.29	28.82s	28.55s
10	THE BATMOBILE	5	9.5m	8.6m (0)	8.1m (0)	2:38.52	28.86s	29.04s
4	MADDY MADDY	6	13.1m	14.2m (1)	18.7m (2)	2:38.79	29.23s	28.55s
2	LETS ROCK TONIGHT	7	18.0m	10.0m (1)	13.7m (2)	2:39.17	29.17s	29.28s
6	FOLLOW THE MUSIC	8	19.1m	16.7m (0)	15.6m (0)	2:39.25	28.82s	29.23s
7	BALTIC ACE	9	21.6m	6.1m (2)	6.2m (1)	2:39.44	28.90s	30.09s
5	JADES FORTUNE	10	24.6m	5.6m (1)	10.6m (1)	2:39.67	29.26s	30.00s

## Finish Position and metres gained

First Arrow shows distance gain/loss from 2nd Qtr to 3rd Qtr, Second Arrow shows distance gain/loss from 3rd Qtr to Finish  
Blue arrow indicates best gain in these quarters.



# Gloucester Park Race 10 Distance 2130m

Friday, 17 May 2024


Gross Time: 2:33.90 MileRate: 1:56.30 LeadTime: 37.50s First Qtr: 29.20s Second Qtr: 28.00s Third Qtr: 29.50s Fourth Qtr: 29.70s

DATA TABLE: 800 / 400 Posi's are position from leader and (how wide the horse was at that position)


No	Horse	Plc	Mar	800 Posi	400 Posi	Time	3rd Qtr	4th Qt
5	LIL HAPPY FELLA	1	0.0m	17.8m (1)	4.4m (2)	2:33.90	28.58s	29.38s
2	CHAMBRAY	2	3.1m	11.2m (0)	8.5m (1)	2:34.14	29.34s	29.32s
10	JUSTLIKE TURBO	3	10.9m	15.5m (0)	12.2m (0)	2:34.75	29.32s	29.65s
7	CLOUD NINE	4	11.6m	22.1m (1)	13.1m (2)	2:34.80	28.92s	29.64s
1	STORM THE BEACH	5	12.3m	0.0m (0)	0.0m (0)	2:34.86	29.50s	30.66s
6	LET IT LINGA	6	12.7m	23.6m (0)	18.0m (2)	2:34.89	29.18s	29.36s
11	HERE COMES SHARKIE	7	23.6m	19.5m (0)	16.9m (0)	2:35.74	29.38s	30.30s
9	TUX AND TAILS	8	25.2m	28.2m (0)	23.4m (0)	2:35.86	29.26s	29.94s
3	WINEGUM	9	33.3m	0.0m (1)	3.3m (1)	2:36.49	29.74s	32.05s
8	HENGHENG	10	39.3m	13.5m (1)	16.6m (1)	2:36.96	29.78s	31.54s

## Finish Position and metres gained

First Arrow shows distance gain/loss from 2nd Qtr to 3rd Qtr, Second Arrow shows distance gain/loss from 3rd Qtr to Finish  
Blue arrow indicates best gain in these quarters.



Visual positions in race at 2nd Quarter



Visual positions in race at 3rd Quarter

