

Gloucester Park Race 1 Distance 2130m

Tuesday, 14 May 2024



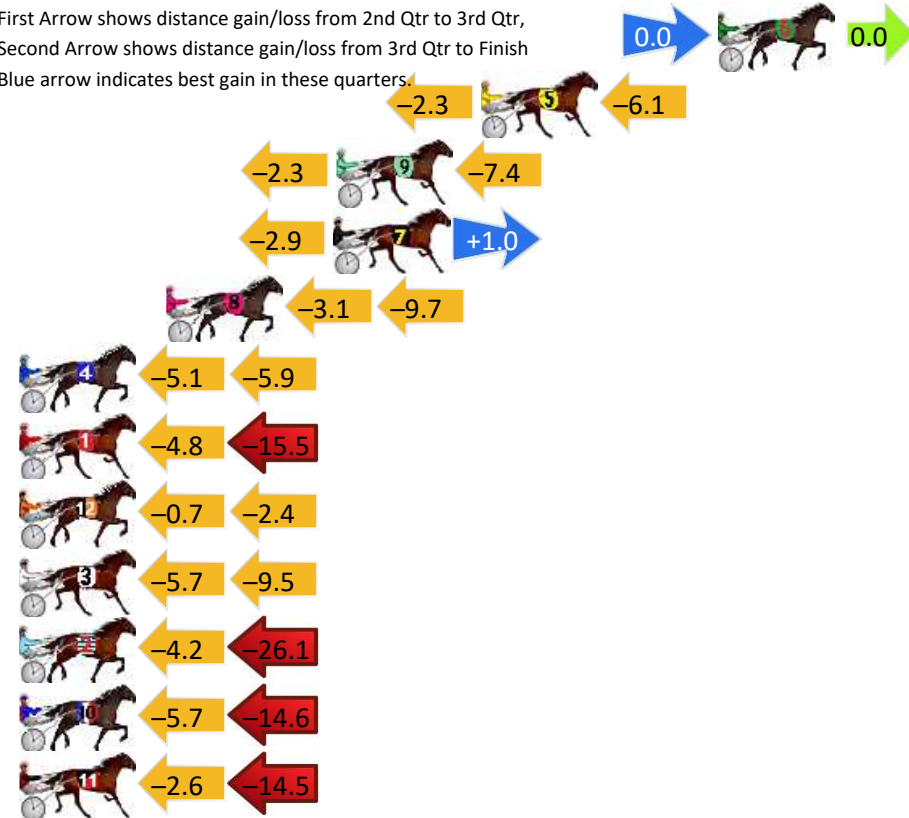
Gross Time: 2:34.10 MileRate: 1:56.40 LeadTime: 36.60s First Qtr: 31.00s Second Qtr: 29.40s Third Qtr: 28.60s Fourth Qtr: 28.50s

DATA TABLE: 800 / 400 Posi's are position from leader and (how wide the horse was at that position)

No	Horse	Plc	Mar	800 Posi	400 Posi	Time	3rd Qtr	4th Qt
6	SORRIDERE	1	0.0m	0.0m (0)	0.0m (0)	2:34.10	28.60s	28.50s
5	RATTLIN LILLY	2	9.5m	1.1m (1)	3.4m (1)	2:34.81	28.76s	28.97s
9	SISTER CHERIE	3	15.3m	5.6m (1)	7.9m (1)	2:35.25	28.76s	29.08s
7	AMERICAN CRUISE	4	15.4m	13.5m (1)	16.4m (1)	2:35.25	28.80s	28.49s
8	HEEZ GOOD AS GOLD	5	22.1m	9.3m (1)	12.4m (1)	2:35.75	28.82s	29.27s
4	CRY HAVOC	6	29.3m	18.3m (1)	23.4m (1)	2:36.29	28.96s	29.03s
1	FLYNSCOTSMAN	7	29.6m	9.3m (0)	14.1m (0)	2:36.32	28.94s	29.72s
12	MARBEECHSAM	8	30.1m	27.0m (0)	27.7m (1)	2:36.35	28.64s	28.79s
3	PETER ROMEO	9	34.3m	19.1m (0)	24.8m (0)	2:36.67	29.00s	29.31s
2	LILLY LAGUNA	10	34.8m	4.5m (0)	8.7m (0)	2:36.70	28.90s	30.48s
10	ABSOLUTE DELIGHT	11	35.2m	14.9m (0)	20.6m (0)	2:36.73	29.00s	29.67s
11	JOLTED CHARM	12	39.6m	22.5m (1)	25.1m (2)	2:37.06	28.78s	29.68s

Finish Position and metres gained

First Arrow shows distance gain/loss from 2nd Qtr to 3rd Qtr, Second Arrow shows distance gain/loss from 3rd Qtr to Finish
Blue arrow indicates best gain in these quarters.



Gloucester Park Race 2 Distance 2130m

Tuesday, 14 May 2024



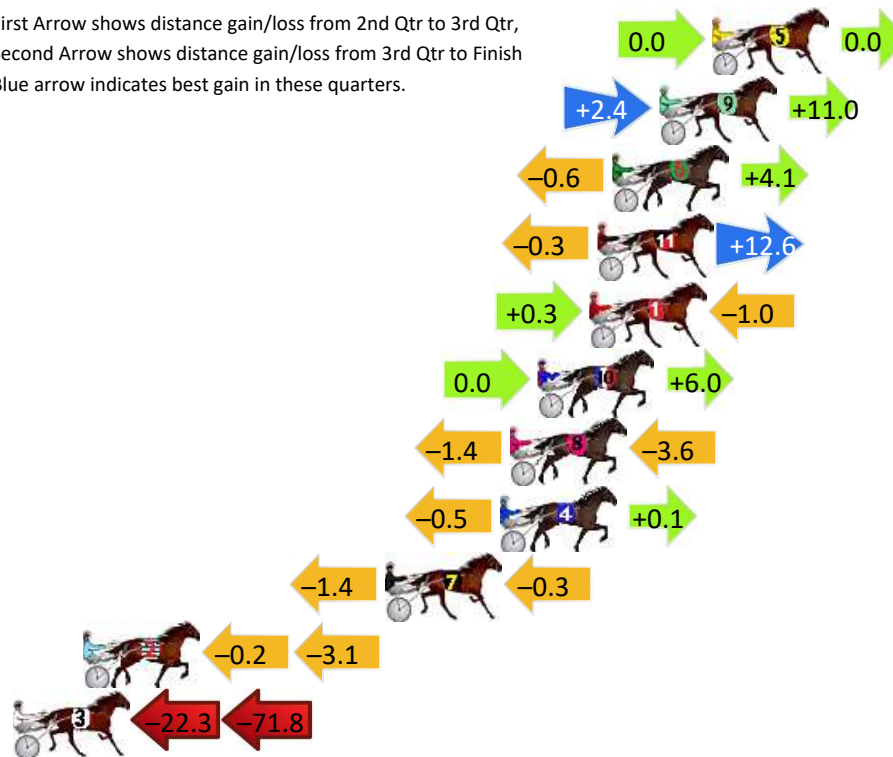
Gross Time: 2:37.80 MileRate: 1:59.20 LeadTime: 38.90s First Qtr: 31.10s Second Qtr: 29.60s Third Qtr: 29.00s Fourth Qtr: 29.20s

DATA TABLE: 800 / 400 Posi's are position from leader and (how wide the horse was at that position)

No	Horse	Plc	Mar	800 Posi	400 Posi	Time	3rd Qtr	4th Qt
5	KEEGAN BANNER	1	0.0m	0.0m (0)	0.0m (0)	2:37.80	29.00s	29.20s
9	RAKERO RAIDER	2	2.1m	15.5m (1)	13.1m (2)	2:37.96	28.82s	28.42s
6	CAMS BOULDER	3	4.0m	7.5m (1)	8.1m (1)	2:38.11	29.04s	28.92s
11	ISAIDBOO	4	4.6m	16.9m (0)	17.2m (1)	2:38.15	29.02s	28.31s
1	SISTER ACT	5	4.9m	4.2m (0)	3.9m (0)	2:38.18	28.98s	29.30s
10	BETTOR CLASS	6	7.0m	13.0m (0)	13.0m (0)	2:38.34	29.00s	28.80s
8	LUKE ATTACK	7	8.1m	3.1m (1)	4.5m (1)	2:38.42	29.10s	29.50s
4	TORREVEAN VELOCE	8	8.5m	8.1m (0)	8.6m (0)	2:38.45	29.04s	29.23s
7	BEALAWYER	9	13.1m	11.4m (1)	12.8m (1)	2:38.80	29.10s	29.28s
2	RODGER JAMES	10	25.2m	21.9m (0)	22.1m (0)	2:39.73	29.02s	29.53s
3	TEPELO STAR	11	214.2m	120.1m (0)	142.4m (0)	2:54.21	30.64s	35.31s

Finish Position and metres gained

First Arrow shows distance gain/loss from 2nd Qtr to 3rd Qtr, Second Arrow shows distance gain/loss from 3rd Qtr to Finish
Blue arrow indicates best gain in these quarters.



Gloucester Park Race 3 Distance 2130m

Tuesday, 14 May 2024


Gross Time: 2:37.10 MileRate: 1:58.70 LeadTime: 38.20s First Qtr: 32.00s Second Qtr: 30.50s Third Qtr: 27.60s Fourth Qtr: 28.80s

DATA TABLE: 800 / 400 Posi's are position from leader and (how wide the horse was at that position)

No	Horse	Plc	Mar	800 Posi	400 Posi	Time	3rd Qtr	4th Qt
1	PAROQUET	1	0.0m	0.0m (0)	0.0m (0)	2:37.10	27.60s	28.80s
11	MAJOR CORRIDA	2	4.9m	9.3m (0)	9.7m (1)	2:37.47	27.64s	28.49s
3	TUX AND TAILS	3	9.9m	1.6m (1)	3.2m (1)	2:37.85	27.71s	29.33s
7	LUCAPELO	4	12.1m	12.5m (2)	13.8m (2)	2:38.01	27.70s	28.75s
2	WALSH	5	14.4m	5.8m (1)	9.5m (2)	2:38.19	27.86s	29.22s
9	AMERICAN BULLITT	6	15.4m	17.8m (1)	18.0m (2)	2:38.26	27.64s	28.70s
10	FIREPLAY	7	16.5m	5.0m (0)	6.6m (0)	2:38.35	27.72s	29.59s
12	HENWOOD BAY	8	17.4m	13.7m (0)	15.4m (1)	2:38.42	27.74s	29.03s
8	GOOD TIMES AHEAD	9	20.9m	18.1m (0)	20.0m (0)	2:38.68	27.76s	28.98s
5	GENERAL JOLT	10	22.8m	10.5m (1)	19.4m (1)	2:38.82	28.24s	29.16s
6	MEGA MACH	11	22.8m	22.2m (1)	23.4m (1)	2:38.82	27.72s	28.88s
4	HOTFOOT IT	12	25.6m	22.7m (0)	26.0m (0)	2:39.04	27.86s	28.92s


Finish Position and metres gained

First Arrow shows distance gain/loss from 2nd Qtr to 3rd Qtr, Second Arrow shows distance gain/loss from 3rd Qtr to Finish
Blue arrow indicates best gain in these quarters.



800

Visual positions in race at 2nd Quarter



400

Visual positions in race at 3rd Quarter



Powered by **PJ Harness Analyser**

Sectional Analysis Software

Not just form | Free Trial

www.facebook.com/PJHarnessRacing



RISE Digital, Harness Racing Australia nor the provider accepts any responsibility for the completeness or accuracy of any of the information contained herein, and makes no representations about its suitability for any particular purpose. Users should make their own judgements about those matters and/or seek independent advice. You assume all risks associated with use of data provided on this page

Gloucester Park Race 4 Distance 2130m

Tuesday, 14 May 2024

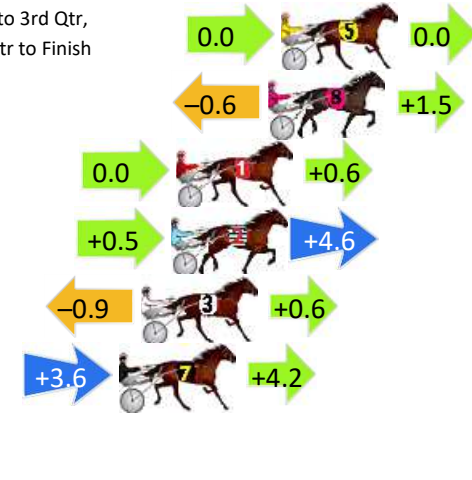
Gross Time: 2:33.80 MileRate: 1:56.20 LeadTime: 36.90s First Qtr: 29.70s Second Qtr: 29.70s Third Qtr: 28.80s Fourth Qtr: 28.70s

DATA TABLE: 800 / 400 Posi's are position from leader and (how wide the horse was at that position)

No	Horse	Plc	Mar	800 Posi	400 Posi	Time	3rd Qtr	4th Qt
5	ARMA BELIEVER	1	0.0m	0.0m (0)	0.0m (0)	2:33.80	28.80s	28.70s
8	WAVERIDER	2	0.5m	1.4m (1)	2.0m (1)	2:33.84	28.84s	28.60s
1	RAJAH ROCKS	3	4.2m	4.8m (0)	4.8m (0)	2:34.12	28.80s	28.68s
2	SUGAR COVERED	4	4.4m	9.5m (0)	9.0m (0)	2:34.13	28.76s	28.39s
3	BETTOR ARCADE	5	5.6m	5.3m (1)	6.2m (1)	2:34.22	28.86s	28.68s
7	QUINTON	6	6.5m	14.3m (0)	10.7m (1)	2:34.29	28.54s	28.43s
4	BACK ON LINE	7	164.5m	19.8m (0)	109.4m (0)	2:46.19	35.20s	33.27s

Finish Position and metres gained

First Arrow shows distance gain/loss from 2nd Qtr to 3rd Qtr, Second Arrow shows distance gain/loss from 3rd Qtr to Finish
Blue arrow indicates best gain in these quarters.



800

Visual positions in race at 2nd Quarter



400

Visual positions in race at 3rd Quarter



Gloucester Park Race 5 Distance 2130m

Tuesday, 14 May 2024

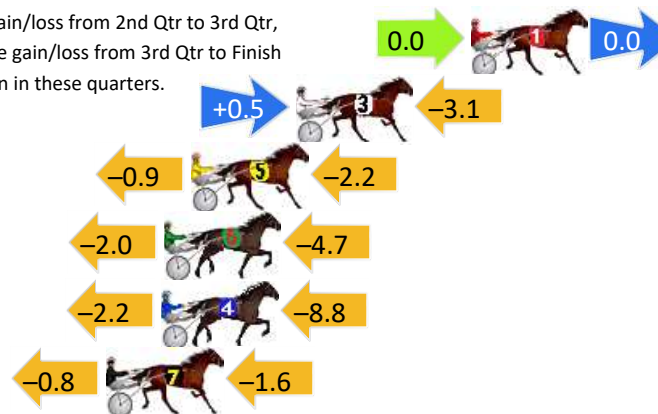
Gross Time: 2:35.90 MileRate: 1:57.80 LeadTime: 38.70s First Qtr: 30.80s Second Qtr: 29.90s Third Qtr: 29.00s Fourth Qtr: 27.50s

DATA TABLE: 800 / 400 Posi's are position from leader and (how wide the horse was at that position)

NoHorse	Plc	Mar	800 Posi	400 Posi	Time	3rd Qtr	4th Qt
1 IDEAL MUSCLE	1	0.0m	0.0m (0)	0.0m (0)	2:35.90	29.00s	27.50s
3 CORK CAN RUN	2	7.0m	4.4m (0)	3.9m (0)	2:36.41	28.95s	27.74s
5 PRINCE OF PAIN	3	11.2m	8.1m (0)	9.0m (0)	2:36.71	29.05s	27.68s
6 CABERNEIGH	4	12.3m	5.6m (1)	7.6m (1)	2:36.79	29.13s	27.86s
4 FRANCO ENCORE	5	12.4m	1.4m (1)	3.6m (1)	2:36.80	29.15s	28.15s
7 WORLDS ABOVE	6	14.6m	12.2m (0)	13.0m (0)	2:36.96	29.03s	27.65s

Finish Position and metres gained

First Arrow shows distance gain/loss from 2nd Qtr to 3rd Qtr,
Second Arrow shows distance gain/loss from 3rd Qtr to Finish
Blue arrow indicates best gain in these quarters.



800

Visual positions in race at 2nd Quarter



400

Visual positions in race at 3rd Quarter



Gloucester Park Race 6 Distance 2130m

Tuesday, 14 May 2024


Gross Time: 2:37.80 MileRate: 1:59.20 LeadTime: 37.90s First Qtr: 30.30s Second Qtr: 29.80s Third Qtr: 29.90s Fourth Qtr: 29.90s

DATA TABLE: 800 / 400 Posi's are position from leader and (how wide the horse was at that position)

No	Horse	Plc	Mar	800 Posi	400 Posi	Time	3rd Qtr	4th Qt
12	TIGER LOU	1	0.0m	16.5m (1)	7.1m (2)	2:37.80	29.20s	29.38s
8	ROCKIN THE TREND	2	2.2m	20.3m (0)	11.1m (2)	2:37.97	29.22s	29.25s
7	EVE CROCKER	3	3.4m	0.0m (1)	0.6m (1)	2:38.07	29.94s	30.12s
6	PUREST COPPER	4	4.8m	12.2m (1)	14.9m (2)	2:38.18	30.10s	29.17s
5	RECOVER LOVER	5	6.6m	25.1m (0)	16.2m (0)	2:38.32	29.24s	29.22s
10	MALAKIE	6	8.5m	4.1m (1)	4.5m (1)	2:38.47	29.93s	30.23s
1	COURAGE OF LOMBO	7	9.4m	0.3m (0)	0.0m (0)	2:38.54	29.88s	30.64s
11	AMERICAN DUTCHESS	8	13.3m	6.8m (0)	3.8m (0)	2:38.84	29.68s	30.66s
3	SWEETEST THING	9	16.7m	11.9m (0)	7.8m (0)	2:39.11	29.60s	30.63s
4	VALHALLA MISS	10	22.4m	4.1m (2)	2.8m (2)	2:39.55	29.80s	31.45s
2	LENI ROSE	11	36.0m	8.4m (1)	13.2m (1)	2:40.62	30.26s	31.74s
9	LADY VALASCA	12	46.0m	16.2m (0)	12.1m (0)	2:41.40	29.60s	32.60s

Finish Position and metres gained

First Arrow shows distance gain/loss from 2nd Qtr to 3rd Qtr, Second Arrow shows distance gain/loss from 3rd Qtr to Finish
Blue arrow indicates best gain in these quarters.



800

Visual positions in race at 2nd Quarter



400

Visual positions in race at 3rd Quarter



Powered by **PJ Harness Analyser**

Sectional Analysis Software

Not just form | Free Trial

www.facebook.com/PJHarnessRacing



RISE Digital, Harness Racing Australia nor the provider accepts any responsibility for the completeness or accuracy of any of the information contained herein, and makes no representations about its suitability for any particular purpose. Users should make their own judgements about those matters and/or seek independent advice. You assume all risks associated with use of data provided on this page

Gloucester Park Race 7 Distance 2130m

Tuesday, 14 May 2024


Gross Time: 2:36.70 MileRate: 1:58.40 LeadTime: 37.90s First Qtr: 30.00s Second Qtr: 30.10s Third Qtr: 29.20s Fourth Qtr: 29.50s

DATA TABLE: 800 / 400 Posi's are position from leader and (how wide the horse was at that position)

No	Horse	Plc	Mar	800 Posi	400 Posi	Time	3rd Qtr	4th Qt
11	COVERNOTE	1	0.0m	5.2m (1)	1.4m (1)	2:36.70	28.92s	29.40s
1	VISITING HOURS	2	5.7m	4.1m (0)	4.1m (0)	2:37.14	29.20s	29.64s
10	ROLLYOUROWN	3	7.1m	8.0m (0)	8.5m (0)	2:37.25	29.24s	29.43s
6	BILLYJAMES	4	10.0m	12.4m (0)	14.0m (0)	2:37.47	29.32s	29.25s
2	BANK NOTICE	5	10.3m	0.0m (0)	0.0m (0)	2:37.50	29.20s	30.30s
9	THIS TIME JACKO	6	18.2m	17.1m (0)	18.4m (0)	2:38.11	29.30s	29.57s
12	TRUNKEY FETCH	7	21.7m	9.4m (1)	10.2m (1)	2:38.38	29.26s	30.44s
8	LORD PUBLISHER	8	23.8m	21.2m (1)	18.4m (1)	2:38.54	29.00s	30.00s
3	EL AY EAGLE	9	25.4m	1.1m (1)	5.5m (1)	2:38.66	29.52s	31.06s
7	JACKIE DANIELS	10	26.0m	17.1m (1)	14.0m (2)	2:38.71	28.98s	30.49s
4	RIGGERS RIVER	11	28.7m	13.2m (1)	14.6m (1)	2:38.92	29.30s	30.66s
5	THE PROTOTYPE	12	61.2m	22.9m (0)	39.8m (0)	2:41.43	30.44s	31.33s

Finish Position and metres gained

First Arrow shows distance gain/loss from 2nd Qtr to 3rd Qtr, Second Arrow shows distance gain/loss from 3rd Qtr to Finish
Blue arrow indicates best gain in these quarters.



800

Visual positions in race at 2nd Quarter



400

Visual positions in race at 3rd Quarter



Powered by **PJ Harness Analyser**

Sectional Analysis Software

Not just form | Free Trial

www.facebook.com/PJHarnessRacing



RISE Digital, Harness Racing Australia nor the provider accepts any responsibility for the completeness or accuracy of any of the information contained herein, and makes no representations about its suitability for any particular purpose. Users should make their own judgements about those matters and/or seek independent advice. You assume all risks associated with use of data provided on this page

Gloucester Park Race 8 Distance 1730m



Tuesday, 14 May 2024

Gross Time: 2:05.50 MileRate: 1:56.80 LeadTime: 7.70s First Qtr: 29.90s Second Qtr: 29.80s Third Qtr: 29.10s Fourth Qtr: 29.00s

DATA TABLE: 800 / 400 Posi's are position from leader and (how wide the horse was at that position)

No	Horse	Plc	Mar	800 Posi	400 Posi	Time	3rd Qtr	4th Qt
3	COLD HARD CASH	1	0.0m	0.0m (0)	0.0m (0)	2:05.50	29.10s	29.00s
1	JILLIBY JAKE	2	1.6m	4.2m (0)	3.9m (0)	2:05.62	29.08s	28.84s
7	TRIROYALE BRIGADE	3	9.0m	5.5m (1)	6.4m (1)	2:06.18	29.16s	29.22s
10	GOTA GOOD WARHOL	4	9.8m	8.6m (0)	8.3m (0)	2:06.25	29.08s	29.15s
11	IMMACHULATE	5	13.3m	12.7m (0)	13.0m (0)	2:06.51	29.12s	29.07s
4	GEARSINAWHIRL	6	16.4m	9.4m (1)	10.3m (1)	2:06.75	29.16s	29.51s
9	JOHNNY LOMBO	7	16.4m	1.4m (1)	2.3m (1)	2:06.75	29.16s	30.09s
2	ELLIEGOZOOM	8	18.4m	14.7m (1)	16.4m (1)	2:06.90	29.22s	29.22s
12	DWAYNE	9	18.6m	17.2m (0)	17.5m (0)	2:06.92	29.12s	29.16s
8	LUKES MISTAKE	10	20.5m	23.2m (1)	24.7m (1)	2:07.06	29.20s	28.78s
6	BATAVIA BLACKHOLE	11	23.7m	21.0m (0)	22.2m (0)	2:07.30	29.18s	29.20s
5	IMA AUSSIE ARTIST	12	28.6m	18.8m (1)	20.8m (1)	2:07.68	29.24s	29.67s

Finish Position and metres gained



800

Visual positions in race at 2nd Quarter



400

Visual positions in race at 3rd Quarter



Sectional Analysis Software

Not just form | Free Trial

www.facebook.com/PJHarnessRacing



RISE Digital, Harness Racing Australia nor the provider accepts any responsibility for the completeness or accuracy of any of the information contained herein, and makes no representations about its suitability for any particular purpose. Users should make their own judgements about those matters and/or seek independent advice. You assume all risks associated with use of data provided on this page

Gloucester Park Race 9 Distance 2503m

Tuesday, 14 May 2024

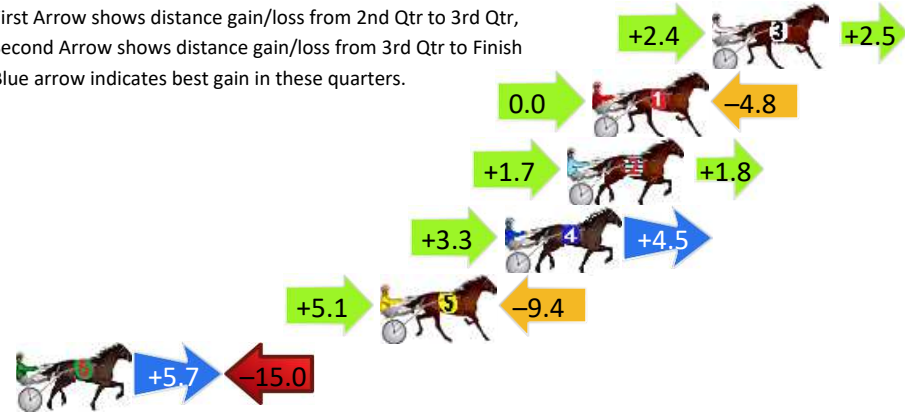
Gross Time: 3:20.40 MileRate: 2:08.30 LeadTime: 77.90s First Qtr: 32.20s Second Qtr: 31.30s Third Qtr: 29.50s Fourth Qtr: 29.50s

DATA TABLE: 800 / 400 Posi's are position from leader and (how wide the horse was at that position)

NoHorse	Plc	Mar	800 Posi	400 Posi	Time	3rd Qtr	4th Qt
3 CHUMANI	1	0.0m	4.9m (0)	2.5m (1)	3:20.40	29.32s	29.32s
1 UPTOWN LAD	2	4.8m	0.0m (0)	0.0m (0)	3:20.77	29.50s	29.87s
2 ELISH STAR	3	5.8m	9.3m (0)	7.6m (0)	3:20.85	29.38s	29.39s
4 STAY FOCUSED	4	8.3m	16.1m (0)	12.8m (0)	3:21.04	29.26s	29.20s
5 EVAS IMAGE	5	13.3m	9.0m (1)	3.9m (2)	3:21.43	29.12s	30.24s
6 PEACHEE	6	27.9m	18.6m (1)	12.9m (1)	3:22.56	29.08s	30.72s

Finish Position and metres gained

First Arrow shows distance gain/loss from 2nd Qtr to 3rd Qtr,
Second Arrow shows distance gain/loss from 3rd Qtr to Finish
Blue arrow indicates best gain in these quarters.



8
0
0

Visual positions in race at 2nd Quarter



4
0
0

Visual positions in race at 3rd Quarter