

Gloucester Park Race 1 Distance 1730m

Tuesday, 11 March 2025

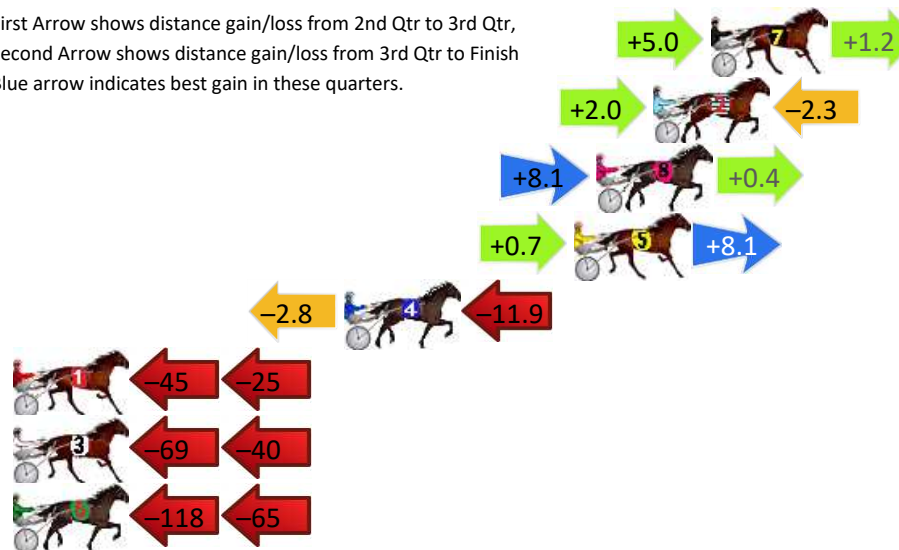
Gross Time: 2:08.20 MileRate: 1:59.20 LeadTime: 7.40s First Qtr: 31.00s Second Qtr: 32.00s Third Qtr: 28.80s Fourth Qtr: 29.00s

DATA TABLE: 800 / 400 Posi's are position from leader and (how wide the horse was at that position)

NoHorse	Plc	Mar	800 Posi	400 Posi	Time	3rd Qtr	4th Qt
7 Wicked Hustler	1	0.0m	6.2m (1)	1.2m (2)	2:08.20	28.44s	28.92s
2 Stella Deliziosa	2	2.3m	2.0m (1)	0.0m (1)	2:08.38	28.66s	29.18s
8 Major Typhoon	3	4.6m	13.1m (2)	5.0m (2)	2:08.55	28.22s	28.99s
5 Akoya Pearl	4	5.5m	14.3m (0)	13.6m (1)	2:08.62	28.76s	28.44s
4 Star Pocket	5	14.7m	0.0m (0)	2.8m (0)	2:09.32	29.00s	29.92s
1 Swiftie	6	72.9m	4.5m (0)	48.7m (0)	2:13.75	31.98s	31.05s
3 Lyca Fantasy	7	117.7m	9.2m (0)	77.9m (0)	2:17.16	33.74s	32.36s
6 By Royal Command	8	192.1m	10.6m (1)	127.8m (1)	2:22.82	37.22s	34.44s

Finish Position and metres gained

First Arrow shows distance gain/loss from 2nd Qtr to 3rd Qtr,
Second Arrow shows distance gain/loss from 3rd Qtr to Finish
Blue arrow indicates best gain in these quarters.



800

Visual positions in race at 2nd Quarter



400

Visual positions in race at 3rd Quarter



Gloucester Park Race 2 Distance 2130m

Tuesday, 11 March 2025


Gross Time: 2:34.60 MileRate: 1:56.80 LeadTime: 37.30s First Qtr: 29.60s Second Qtr: 29.30s Third Qtr: 29.60s Fourth Qtr: 28.80s

DATA TABLE: 800 / 400 Posi's are position from leader and (how wide the horse was at that position)

No	Horse	Plc	Mar	800 Posi	400 Posi	Time	3rd Qtr	4th Qt
9	Cee Dee Three	1	0.0m	19.8m (0)	0.0m (3)	2:34.60	28.16s	28.80s
8	Rellim	2	2.5m	15.9m (0)	7.7m (3)	2:34.79	29.00s	28.43s
5	Pushbutton Rock	3	3.1m	12.1m (1)	6.6m (2)	2:34.83	29.20s	28.56s
4	Master Leighton	4	7.4m	4.1m (1)	2.2m (2)	2:35.16	29.46s	29.20s
6	Remarkable Rock	5	7.5m	11.5m (0)	13.7m (1)	2:35.17	29.76s	28.37s
7	Eye Better	6	13.1m	0.0m (1)	3.8m (1)	2:35.59	29.88s	29.51s
10	Path Of Gold	7	18.9m	7.7m (0)	13.4m (0)	2:36.03	30.01s	29.25s
3	Luke Attack	8	26.6m	8.0m (1)	8.5m (1)	2:36.61	29.64s	30.19s
1	Pacific Eagle	9	27.0m	3.9m (0)	8.5m (0)	2:36.64	29.93s	30.23s
2	By Gee By Jingo	10	34.9m	0.0m (0)	4.1m (0)	2:37.24	29.89s	31.14s

Finish Position and metres gained

First Arrow shows distance gain/loss from 2nd Qtr to 3rd Qtr, Second Arrow shows distance gain/loss from 3rd Qtr to Finish Blue arrow indicates best gain in these quarters.



800

Visual positions in race at 2nd Quarter



400

Visual positions in race at 3rd Quarter



Gloucester Park Race 3 Distance 2130m

Tuesday, 11 March 2025


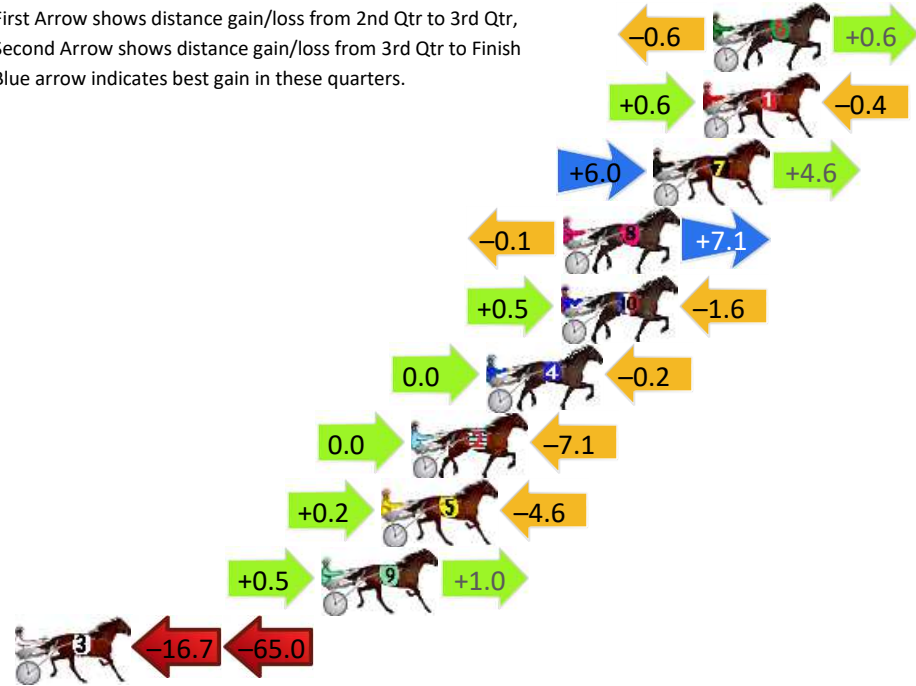
Gross Time: 2:35.60 MileRate: 1:57.60 LeadTime: 36.70s First Qtr: 30.60s Second Qtr: 30.40s Third Qtr: 29.10s Fourth Qtr: 28.80s

DATA TABLE: 800 / 400 Posi's are position from leader and (how wide the horse was at that position)

No	Horse	Plc	Mar	800 Posi	400 Posi	Time	3rd Qtr	4th Qt
6	Frankie J Holden	1	0.0m	0.0m (1)	0.6m (1)	2:35.60	29.14s	28.76s
1	Crunchee	2	0.4m	0.6m (0)	0.0m (0)	2:35.63	29.06s	28.83s
7	Valhalla Miss	3	2.4m	13.0m (1)	7.0m (2)	2:35.78	28.66s	28.48s
8	Deeorse	4	6.0m	13.0m (0)	13.1m (0)	2:36.05	29.10s	28.31s
10	Jiliby Jake	5	6.1m	5.0m (0)	4.5m (0)	2:36.06	29.06s	28.94s
4	Rona May	6	9.1m	8.9m (0)	8.9m (0)	2:36.29	29.10s	28.85s
2	Allwoods Chevron	7	12.1m	5.0m (1)	5.0m (1)	2:36.51	29.10s	29.35s
5	Blitzar	8	13.3m	8.9m (1)	8.7m (1)	2:36.61	29.08s	29.18s
9	Seven No Trumps	9	15.7m	17.2m (0)	16.7m (1)	2:36.79	29.06s	28.78s
3	Lady Valasca	10	193.4m	111.7m (0)	128.4m (0)	2:50.22	30.26s	34.18s

Finish Position and metres gained

First Arrow shows distance gain/loss from 2nd Qtr to 3rd Qtr, Second Arrow shows distance gain/loss from 3rd Qtr to Finish
Blue arrow indicates best gain in these quarters.



Gloucester Park Race 4 Distance 2130m

Tuesday, 11 March 2025


Gross Time: 2:37.40 MileRate: 1:58.90 LeadTime: 37.70s First Qtr: 31.70s Second Qtr: 30.50s Third Qtr: 28.60s Fourth Qtr: 28.90s

DATA TABLE: 800 / 400 Posi's are position from leader and (how wide the horse was at that position)

No	Horse	Plc	Mar	800 Posi	400 Posi	Time	3rd Qtr	4th Qt
6	Alta Freeway	1	0.0m	0.0m (0)	0.0m (0)	2:37.40	28.60s	28.90s
7	Bettor Arcade	2	0.8m	6.8m (1)	6.2m (1)	2:37.46	28.56s	28.52s
4	Tommy Price	3	12.6m	4.5m (0)	5.3m (0)	2:38.36	28.66s	29.48s
9	Rollindowntheriver	4	14.7m	23.1m (0)	22.2m (2)	2:38.51	28.54s	28.43s
10	American Cruise	5	16.8m	13.5m (0)	18.8m (0)	2:38.67	28.98s	28.83s
11	Strike Master	6	20.8m	19.7m (1)	18.0m (2)	2:38.98	28.48s	29.19s
8	Balingup Boy	7	21.6m	2.8m (1)	2.6m (1)	2:39.04	28.58s	30.36s
3	Veeforvictory	8	37.0m	18.6m (0)	24.9m (0)	2:40.21	29.06s	29.93s
5	Ashima	9	38.6m	11.0m (1)	15.7m (1)	2:40.33	28.94s	30.71s
2	Lucksafortune	10	41.3m	15.5m (1)	22.7m (1)	2:40.53	29.12s	30.41s
1	Riggers River	11	60.9m	9.3m (0)	14.3m (0)	2:42.02	28.96s	32.50s

Finish Position and metres gained

First Arrow shows distance gain/loss from 2nd Qtr to 3rd Qtr,
Second Arrow shows distance gain/loss from 3rd Qtr to Finish
Blue arrow indicates best gain in these quarters.



800

Visual positions in race at 2nd Quarter



400

Visual positions in race at 3rd Quarter



Sectional Analysis Software
Not just form | Free Trial



www.facebook.com/PJHarnessRacing

RISE Digital, Harness Racing Australia nor the provider accepts any responsibility for the completeness or accuracy of any of the information contained herein, and makes no representations about its suitability for any particular purpose. Users should make their own judgements about those matters and/or seek independent advice. You assume all risks associated with use of data provided on this page

Gloucester Park Race 5 Distance 2130m

Tuesday, 11 March 2025


Gross Time: 2:38.40 MileRate: 1:59.70 LeadTime: 37.80s First Qtr: 31.40s Second Qtr: 30.60s Third Qtr: 28.90s Fourth Qtr: 29.70s

DATA TABLE: 800 / 400 Posi's are position from leader and (how wide the horse was at that position)

No	Horse	Plc	Mar	800 Posi	400 Posi	Time	3rd Qtr	4th Qt
8	Lukes Mistake	1	0.0m	0.8m (1)	0.3m (1)	2:38.40	28.86s	29.68s
9	Acolnamedsu	2	6.2m	2.8m (2)	4.2m (2)	2:38.88	29.00s	29.88s
1	Synchronizer	3	6.5m	0.0m (0)	0.0m (0)	2:38.91	28.90s	30.21s
5	Torrevean Pinky	4	7.3m	13.4m (1)	13.2m (2)	2:38.97	28.90s	29.30s
6	Zuede	5	10.3m	18.4m (0)	14.9m (1)	2:39.20	28.66s	29.42s
7	Cracka Tinny	6	11.5m	8.9m (1)	8.9m (2)	2:39.30	28.90s	29.95s
10	Doctor Steve	7	13.7m	9.8m (0)	11.0m (0)	2:39.47	29.00s	29.97s
3	This Time Jacko	8	15.6m	4.7m (0)	6.6m (0)	2:39.61	29.04s	30.43s
4	Trittrittbangbang	9	16.5m	5.0m (1)	6.1m (1)	2:39.68	28.98s	30.54s
2	All About America	10	24.0m	14.2m (0)	15.4m (0)	2:40.27	29.00s	30.45s

Finish Position and metres gained

First Arrow shows distance gain/loss from 2nd Qtr to 3rd Qtr,
Second Arrow shows distance gain/loss from 3rd Qtr to Finish
Blue arrow indicates best gain in these quarters.



800

Visual positions in race at 2nd Quarter



400

Visual positions in race at 3rd Quarter



Gloucester Park Race 6 Distance 1730m

Tuesday, 11 March 2025

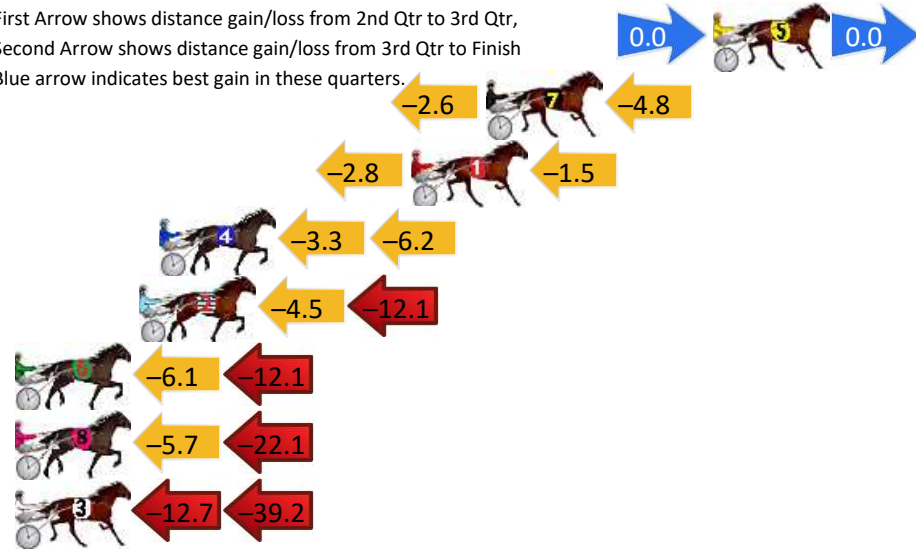
Gross Time: 2:04.80 MileRate: 1:56.10 LeadTime: 8.20s First Qtr: 30.30s Second Qtr: 30.10s Third Qtr: 27.80s Fourth Qtr: 28.40s

DATA TABLE: 800 / 400 Posi's are position from leader and (how wide the horse was at that position)

No	Horse	Plc	Mar	800 Posi	400 Posi	Time	3rd Qtr	4th Qt
5	Manhattan Ruby	1	0.0m	0.0m (0)	0.0m (0)	2:04.80	27.80s	28.40s
7	Pinny Noir	2	9.1m	1.7m (1)	4.3m (1)	2:05.48	27.98s	28.78s
1	Our Rich Cargo	3	12.1m	7.8m (0)	10.6m (0)	2:05.70	28.00s	28.56s
4	Little Miss Molly	4	22.2m	12.7m (0)	16.0m (0)	2:06.46	28.04s	28.94s
2	Miss Make Believe	5	23.0m	6.4m (1)	10.9m (1)	2:06.52	28.12s	29.35s
6	Arise Lazarus	6	35.6m	17.4m (1)	23.5m (1)	2:07.46	28.24s	29.41s
8	Athreeshoteagle	7	38.5m	10.7m (1)	16.4m (1)	2:07.67	28.20s	30.13s
3	Alfa Jess	8	71.3m	19.4m (0)	32.1m (0)	2:10.12	28.70s	31.48s

Finish Position and metres gained

First Arrow shows distance gain/loss from 2nd Qtr to 3rd Qtr, Second Arrow shows distance gain/loss from 3rd Qtr to Finish
Blue arrow indicates best gain in these quarters.



800

Visual positions in race at 2nd Quarter



400

Visual positions in race at 3rd Quarter



Gloucester Park Race 7 Distance 1730m

Tuesday, 11 March 2025

Gross Time: 2:09.00 MileRate: 2:00.00 LeadTime: 7.00s First Qtr: 33.80s Second Qtr: 30.50s Third Qtr: 28.50s Fourth Qtr: 29.20s

DATA TABLE: 800 / 400 Posi's are position from leader and (how wide the horse was at that position)

NoHorse	Plc	Mar	800 Posi	400 Posi	Time	3rd Qtr	4th Qt
5 Chugach	1	0.0m	4.5m (1)	1.7m (1)	2:09.00	28.30s	29.08s
3 lkes Got The Mike	2	1.8m	4.5m (0)	4.8m (0)	2:09.14	28.52s	29.00s
1 Shes Super Charged	3	8.7m	0.0m (0)	0.0m (0)	2:09.67	28.50s	29.87s
4 Crown General	4	33.7m	10.2m (0)	12.3m (0)	2:11.58	28.66s	30.90s

Finish Position and metres gained

First Arrow shows distance gain/loss from 2nd Qtr to 3rd Qtr,
Second Arrow shows distance gain/loss from 3rd Qtr to Finish
Blue arrow indicates best gain in these quarters.

