

# Gloucester Park Race 1 Distance 2130m

Friday, 10 May 2024

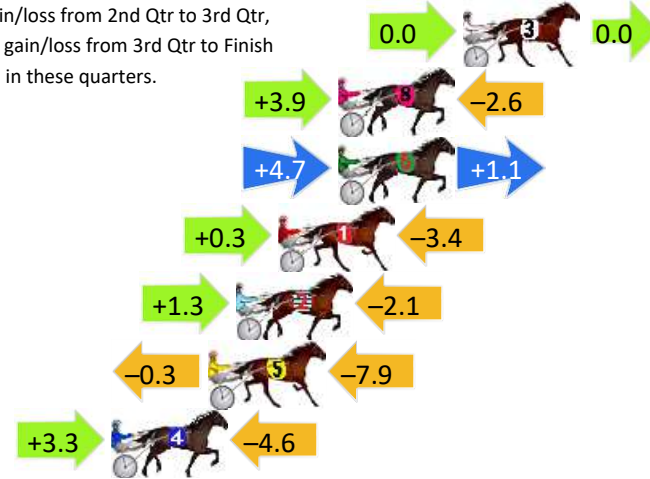
Gross Time: 2:34.90 MileRate: 1:57.10 LeadTime: 36.80s First Qtr: 30.80s Second Qtr: 31.50s Third Qtr: 28.30s Fourth Qtr: 27.50s

DATA TABLE: 800 / 400 Posi's are position from leader and (how wide the horse was at that position)

NoHorse	Plc	Mar	800 Posi	400 Posi	Time	3rd Qtr	4th Qt
3 FRANCO ENCORE	1	0.0m	0.0m (0)	0.0m (0)	2:34.90	28.30s	27.50s
8 WAVERIDER	2	5.0m	6.3m (1)	2.4m (2)	2:35.26	28.02s	27.70s
6 IDEAL MUSCLE	3	5.0m	10.8m (1)	6.1m (2)	2:35.26	27.96s	27.44s
1 ARIONROCK	4	7.4m	4.3m (0)	4.0m (0)	2:35.44	28.28s	27.76s
2 ATLAS THE TITAN	5	9.1m	8.3m (0)	7.0m (1)	2:35.56	28.20s	27.68s
5 ARMA BELIEVER	6	10.2m	2.0m (1)	2.3m (1)	2:35.64	28.32s	28.08s
4 OFF THE CHARTS	7	14.1m	12.8m (0)	9.5m (0)	2:35.92	28.06s	27.86s

## Finish Position and metres gained

First Arrow shows distance gain/loss from 2nd Qtr to 3rd Qtr,  
Second Arrow shows distance gain/loss from 3rd Qtr to Finish  
Blue arrow indicates best gain in these quarters.



8  
0  
0

Visual positions in race at 2nd Quarter



4  
0  
0

Visual positions in race at 3rd Quarter



# Gloucester Park Race 2 Distance 2130m

Friday, 10 May 2024


Gross Time: 2:35.80 MileRate: 1:57.70 LeadTime: 35.20s First Qtr: 30.90s Second Qtr: 30.50s Third Qtr: 29.20s Fourth Qtr: 30.00s

DATA TABLE: 800 / 400 Posi's are position from leader and (how wide the horse was at that position)

NoHorse	Plc	Mar	800 Posi	400 Posi	Time	3rd Qtr	4th Qt
9 CABSAY	1	0.0m	12.1m (0)	10.3m (3)	2:35.80	29.08s	29.24s
8 EYE BETTER	2	1.5m	6.6m (2)	2.5m (2)	2:35.92	28.90s	29.93s
3 IM SPIDERMAN	3	3.1m	10.8m (2)	6.3m (3)	2:36.04	28.89s	29.78s
11 ROCK ME OVER	4	6.4m	8.0m (0)	8.4m (0)	2:36.30	29.24s	29.88s
2 TWOBOB CRACKER	5	7.3m	9.2m (1)	10.6m (2)	2:36.37	29.31s	29.79s
5 ALTA RHETT	6	10.4m	1.1m (1)	1.7m (1)	2:36.62	29.24s	30.70s
7 ACOLTNAME DSU	7	10.7m	16.1m (0)	13.9m (0)	2:36.64	29.05s	29.82s
4 DEEORSE	8	11.4m	5.2m (1)	6.3m (1)	2:36.70	29.28s	30.44s
1 YANKEE LINCOLN	9	11.9m	0.0m (0)	0.0m (0)	2:36.74	29.20s	30.94s
10 CLOUD NINE	10	15.9m	3.9m (0)	4.1m (0)	2:37.05	29.22s	30.95s

## Finish Position and metres gained

First Arrow shows distance gain/loss from 2nd Qtr to 3rd Qtr, Second Arrow shows distance gain/loss from 3rd Qtr to Finish  
Blue arrow indicates best gain in these quarters.



800

Visual positions in race at 2nd Quarter



400

Visual positions in race at 3rd Quarter



# Gloucester Park Race 3 Distance 2130m

Friday, 10 May 2024

Gross Time: 2:33.40 MileRate: 1:55.90 LeadTime: 37.10s First Qtr: 30.20s Second Qtr: 29.60s Third Qtr: 28.70s Fourth Qtr: 27.80s

DATA TABLE: 800 / 400 Posi's are position from leader and (how wide the horse was at that position)

No	Horse	Plc	Mar	800 Posi	400 Posi	Time	3rd Qtr	4th Qt
1	BRICKIES DREAM	1	0.0m	0.0m (0)	0.0m (0)	2:33.40	28.70s	27.80s
3	MAGNUS VICTOR	2	0.8m	7.0m (1)	7.4m (1)	2:33.46	28.72s	27.34s
6	CAPTAIN BLIGH	3	4.4m	3.1m (1)	3.2m (1)	2:33.72	28.70s	27.90s
11	YA BETTOR FOLLOWME	4	5.0m	8.1m (0)	8.8m (0)	2:33.77	28.74s	27.55s
10	YOU FLY WITH ME	5	8.0m	4.2m (0)	4.9m (0)	2:33.98	28.74s	28.04s
7	STARLIGHT DREAM	6	8.5m	18.8m (1)	12.0m (2)	2:34.02	28.20s	27.58s
2	BELLEZZA NERA	7	10.0m	10.9m (1)	11.1m (1)	2:34.13	28.70s	27.75s
4	PER ARDUA AD ASTRA	8	12.7m	12.1m (0)	12.8m (0)	2:34.33	28.74s	27.83s
12	SOUND WAVE	9	13.9m	14.6m (1)	14.8m (1)	2:34.42	28.70s	27.77s
5	JUSTLIKE TURBO	10	15.3m	16.0m (0)	17.1m (0)	2:34.52	28.76s	27.72s
8	HES NEVER BEEN BETA	11	19.8m	19.9m (0)	20.8m (0)	2:34.85	28.74s	27.79s

## Finish Position and metres gained

First Arrow shows distance gain/loss from 2nd Qtr to 3rd Qtr, Second Arrow shows distance gain/loss from 3rd Qtr to Finish  
Blue arrow indicates best gain in these quarters.



800

Visual positions in race at 2nd Quarter



400

Visual positions in race at 3rd Quarter



# Gloucester Park Race 4 Distance 2130m

Friday, 10 May 2024


Gross Time: 2:32.90 MileRate: 1:55.60 LeadTime: 36.60s First Qtr: 29.60s Second Qtr: 28.10s Third Qtr: 28.90s Fourth Qtr: 29.70s

DATA TABLE: 800 / 400 Posi's are position from leader and (how wide the horse was at that position)

No	Horse	Plc	Mar	800 Posi	400 Posi	Time	3rd Qtr	4th Qt
6	DOMINUS FACTUM	1	0.0m	4.9m (0)	4.4m (0)	2:32.90	28.88s	29.38s
5	STAR CASINO	2	2.6m	7.7m (1)	7.7m (1)	2:33.10	28.92s	29.34s
3	WITHOUTTHETUH	3	7.9m	13.5m (0)	11.3m (2)	2:33.51	28.78s	29.49s
7	NAVY STREET	4	8.4m	17.8m (0)	13.2m (1)	2:33.55	28.62s	29.39s
8	JETT STAR	5	9.2m	3.2m (1)	3.3m (1)	2:33.62	28.92s	30.17s
2	CLASSIC CHOICE	6	16.0m	0.0m (0)	0.0m (0)	2:34.15	28.90s	30.95s
1	CARRERA MACH	7	18.3m	9.2m (0)	9.1m (0)	2:34.32	28.92s	30.46s

## Finish Position and metres gained

First Arrow shows distance gain/loss from 2nd Qtr to 3rd Qtr,  
Second Arrow shows distance gain/loss from 3rd Qtr to Finish  
Blue arrow indicates best gain in these quarters.



800

Visual positions in race at 2nd Quarter



400

Visual positions in race at 3rd Quarter

# Gloucester Park Race 5 Distance 2130m

Friday, 10 May 2024


Gross Time: 2:33.20 MileRate: 1:55.70 LeadTime: 36.80s First Qtr: 29.50s Second Qtr: 29.20s Third Qtr: 28.40s Fourth Qtr: 29.30s

DATA TABLE: 800 / 400 Posi's are position from leader and (how wide the horse was at that position)

No	Horse	Plc	Mar	800 Posi	400 Posi	Time	3rd Qtr	4th Qt
1	SWEET VIVIENNE	1	0.0m	4.5m (0)	2.8m (1)	2:33.20	28.28s	29.10s
3	MISS SASSY	2	2.3m	0.0m (0)	0.0m (0)	2:33.38	28.40s	29.48s
7	QUEENINTHECORNER	3	7.3m	17.6m (1)	17.3m (1)	2:33.76	28.40s	28.62s
2	SPORT SPORT SPORT	4	11.3m	8.5m (0)	7.3m (1)	2:34.07	28.32s	29.65s
10	ACHARNE GIRL	5	12.1m	8.2m (2)	7.0m (2)	2:34.13	28.32s	29.73s
6	CHAMPAGNE EVERYONE	6	12.6m	13.9m (1)	12.0m (1)	2:34.17	28.28s	29.41s
9	THE WAND WAVER	7	16.0m	13.6m (0)	8.7m (0)	2:34.43	28.06s	29.91s
4	HUNT THE MAGIC	8	16.2m	9.9m (1)	15.3m (3)	2:34.44	28.80s	29.44s
5	WALL STREET GIRL	9	19.1m	14.2m (2)	15.7m (4)	2:34.67	28.53s	29.64s
8	DONTBESILLYCHILLI	10	69.8m	6.0m (1)	14.0m (2)	2:38.56	28.98s	33.66s


## Finish Position and metres gained

First Arrow shows distance gain/loss from 2nd Qtr to 3rd Qtr, Second Arrow shows distance gain/loss from 3rd Qtr to Finish  
Blue arrow indicates best gain in these quarters.



800

Visual positions in race at 2nd Quarter



400

Visual positions in race at 3rd Quarter



# Gloucester Park Race 6 Distance 2130m

Friday, 10 May 2024

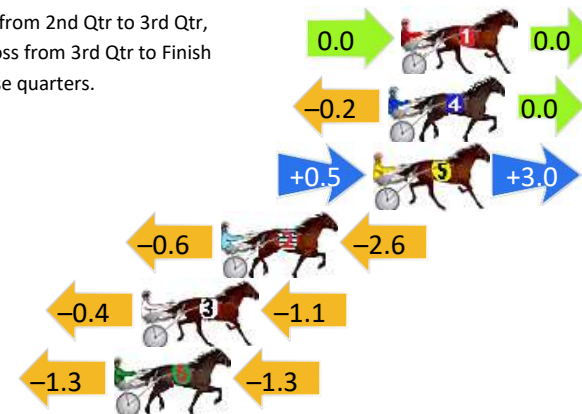
Gross Time: 2:33.30 MileRate: 1:55.80 LeadTime: 37.80s First Qtr: 30.40s Second Qtr: 29.60s Third Qtr: 28.00s Fourth Qtr: 27.50s

DATA TABLE: 800 / 400 Posi's are position from leader and (how wide the horse was at that position)

NoHorse	Plc	Mar	800 Posi	400 Posi	Time	3rd Qtr	4th Qt
1 HAMPTON BANNER	1	0.0m	0.0m (0)	0.0m (0)	2:33.30	28.00s	27.50s
4 THE MIKI TAKER	2	0.5m	0.3m (1)	0.5m (1)	2:33.34	28.01s	27.50s
5 LUSAKA	3	1.1m	4.6m (1)	4.1m (1)	2:33.38	27.96s	27.30s
2 MY ULTIMATE BAXTER	4	7.2m	4.0m (0)	4.6m (0)	2:33.82	28.04s	27.70s
3 MIDDLEPAGE	5	10.4m	8.9m (0)	9.3m (0)	2:34.05	28.02s	27.61s
6 ELDAYTONA	6	11.5m	8.9m (1)	10.2m (1)	2:34.13	28.08s	27.63s

## Finish Position and metres gained

First Arrow shows distance gain/loss from 2nd Qtr to 3rd Qtr,  
Second Arrow shows distance gain/loss from 3rd Qtr to Finish  
Blue arrow indicates best gain in these quarters.



8  
0  
0

Visual positions in race at 2nd Quarter



4  
0  
0

Visual positions in race at 3rd Quarter



# Gloucester Park Race 7 Distance 2130m



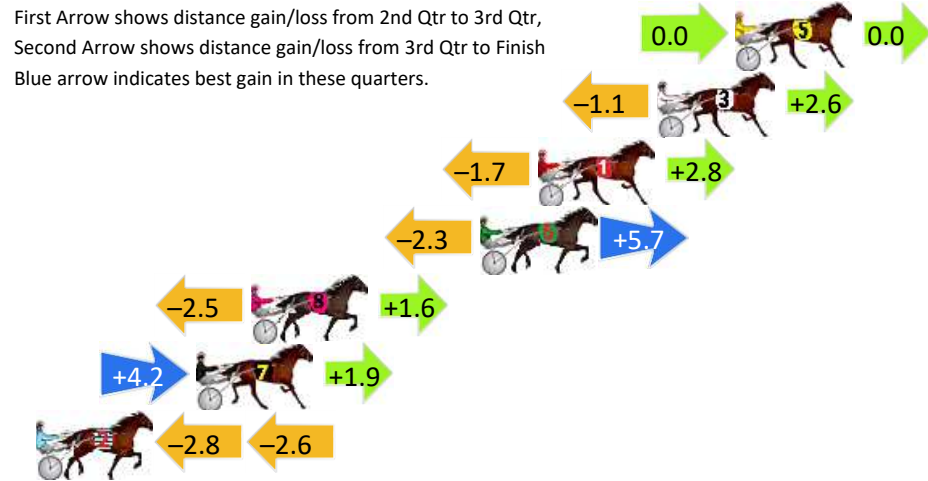
Friday, 10 May 2024

Gross Time: 2:37.30 MileRate: 1:58.90 LeadTime: 36.80s First Qtr: 31.10s Second Qtr: 30.50s Third Qtr: 29.60s Fourth Qtr: 29.30s

DATA TABLE: 800 / 400 Posi's are position from leader and (how wide the horse was at that position)

No	Horse	Plc	Mar	800 Posi	400 Posi	Time	3rd Qtr	4th Qt
5	OUR MAESTOSO	1	0.0m	0.0m (0)	0.0m (0)	2:37.30	29.60s	29.30s
3	EVAS IMAGE	2	3.1m	4.6m (0)	5.7m (0)	2:37.54	29.68s	29.12s
1	NICKYS SON	3	7.9m	9.0m (0)	10.7m (0)	2:37.91	29.72s	29.13s
6	ALDEBARAN SUNDOWN	4	10.2m	13.6m (0)	15.9m (0)	2:38.08	29.76s	28.92s
8	LUVAF LAIR	5	19.4m	18.5m (0)	21.0m (0)	2:38.79	29.78s	29.25s
7	THATS NOT MY GAIT	6	21.6m	27.7m (1)	23.5m (1)	2:38.96	29.28s	29.24s
2	STAY FOCUSED	7	31.0m	25.6m (0)	28.4m (0)	2:39.68	29.80s	29.60s

## Finish Position and metres gained



# Gloucester Park Race 8 Distance 2130m

Friday, 10 May 2024


Gross Time: 2:37.70 MileRate: 1:59.10 LeadTime: 37.80s First Qtr: 30.50s Second Qtr: 31.10s Third Qtr: 30.10s Fourth Qtr: 28.20s

DATA TABLE: 800 / 400 Posi's are position from leader and (how wide the horse was at that position)

No	Horse	Plc	Mar	800 Posi	400 Posi	Time	3rd Qtr	4th Qt
7	STORM THE BEACH	1	0.0m	0.0m (0)	0.0m (0)	2:37.70	30.10s	28.20s
8	COURAGE OF LOMBO	2	11.3m	4.3m (0)	5.3m (0)	2:38.54	30.16s	28.66s
1	BALTIC ACE	3	11.6m	8.0m (0)	9.7m (0)	2:38.56	30.20s	28.36s
4	VALHALLA MISS	4	15.2m	9.9m (1)	10.8m (1)	2:38.83	30.14s	28.54s
2	PINK PARADE	5	15.2m	12.6m (0)	14.1m (0)	2:38.83	30.18s	28.31s
9	SOHO CONFIDENTIAL	6	20.7m	20.3m (0)	18.7m (1)	2:39.23	29.93s	28.38s
3	FOLLOW THE MUSIC	7	21.5m	16.6m (0)	18.5m (0)	2:39.29	30.20s	28.45s
6	THE BATMOBILE	8	29.0m	5.9m (1)	6.4m (1)	2:39.85	30.12s	29.89s
5	LETS ROCK TONIGHT	9	29.5m	14.2m (1)	14.9m (1)	2:39.89	30.12s	29.30s

## Finish Position and metres gained

First Arrow shows distance gain/loss from 2nd Qtr to 3rd Qtr, Second Arrow shows distance gain/loss from 3rd Qtr to Finish  
Blue arrow indicates best gain in these quarters.



800

Visual positions in race at 2nd Quarter



400

Visual positions in race at 3rd Quarter



# Gloucester Park Race 9 Distance 1730m

Friday, 10 May 2024

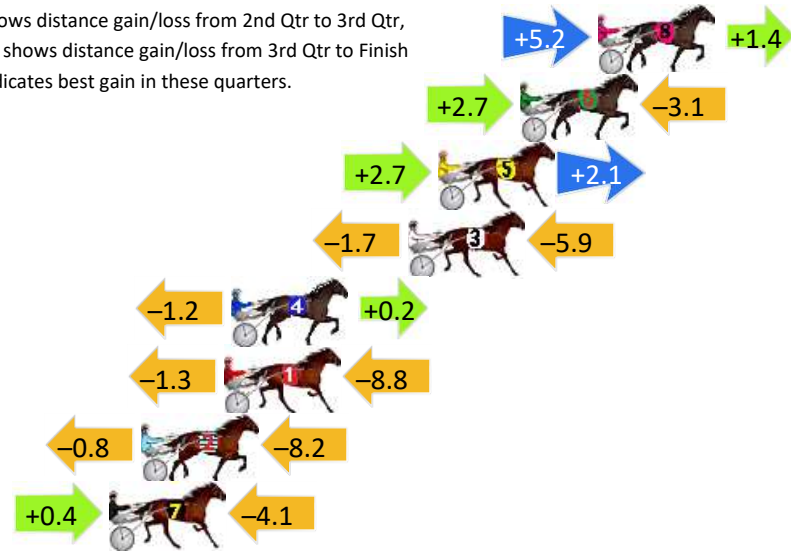
Gross Time: 2:07.20 MileRate: 1:58.30 LeadTime: 7.70s First Qtr: 30.70s Second Qtr: 31.70s Third Qtr: 29.40s Fourth Qtr: 27.70s

DATA TABLE: 800 / 400 Posi's are position from leader and (how wide the horse was at that position)

No	Horse	Plc	Mar	800 Posi	400 Posi	Time	3rd Qtr	4th Qt
8	HIGHVIEW HEIDI	1	0.0m	6.6m (1)	1.4m (2)	2:07.20	29.02s	27.60s
6	REINETTE	2	3.1m	2.7m (1)	0.0m (1)	2:07.43	29.20s	27.93s
5	DIAMONDSAREFOREVER	3	6.4m	11.2m (1)	8.5m (2)	2:07.67	29.18s	27.56s
3	SHOOBEE'S DOUBLE	4	7.6m	0.0m (0)	1.7m (0)	2:07.75	29.52s	28.14s
4	KIA ORA LOU	5	14.7m	13.7m (0)	14.9m (0)	2:08.27	29.46s	27.71s
1	HOT HAND HORROR	6	15.0m	4.9m (0)	6.2m (1)	2:08.29	29.48s	28.35s
2	MISS VINCENZA	7	18.3m	9.3m (0)	10.1m (0)	2:08.53	29.44s	28.32s
7	POPPY'S LAST DANCE	8	19.6m	15.9m (1)	15.5m (1)	2:08.63	29.34s	28.03s

## Finish Position and metres gained

First Arrow shows distance gain/loss from 2nd Qtr to 3rd Qtr, Second Arrow shows distance gain/loss from 3rd Qtr to Finish  
Blue arrow indicates best gain in these quarters.



8  
0  
0

Visual positions in race at 2nd Quarter



4  
0  
0

Visual positions in race at 3rd Quarter

