

Gloucester Park Race 1 Distance 2130m

Friday, 10 January 2025

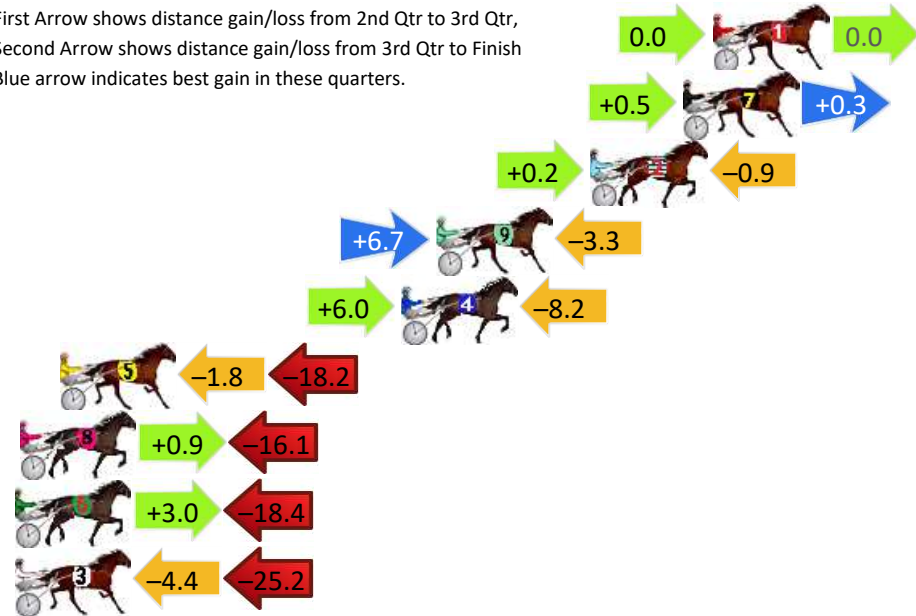
Gross Time: 2:33.70 MileRate: 1:56.10 LeadTime: 37.20s First Qtr: 29.50s Second Qtr: 30.40s Third Qtr: 28.80s Fourth Qtr: 27.80s

DATA TABLE: 800 / 400 Posi's are position from leader and (how wide the horse was at that position)

| NoHorse | Plc | Mar | 800 Posi | 400 Posi | Time | 3rd Qtr | 4th Qt |
|------------------|-----|-------|-----------|-----------|---------|---------|--------|
| 1 STORYTELLER | 1 | 0.0m | 0.0m (0) | 0.0m (0) | 2:33.70 | 28.80s | 27.80s |
| 7 BLAZE ON | 2 | 1.2m | 2.0m (1) | 1.5m (1) | 2:33.79 | 28.76s | 27.79s |
| 2 MISTER MACEDON | 3 | 4.9m | 4.2m (0) | 4.0m (0) | 2:34.06 | 28.78s | 27.88s |
| 9 LORD TITANIUM | 4 | 11.1m | 14.5m (1) | 7.8m (3) | 2:34.51 | 28.31s | 28.07s |
| 4 TRAVELBAN | 5 | 12.5m | 10.3m (1) | 4.3m (2) | 2:34.61 | 28.36s | 28.41s |
| 5 DARDY BOY | 6 | 26.2m | 6.2m (1) | 8.0m (2) | 2:35.62 | 28.92s | 29.15s |
| 8 MISTER LINTON | 7 | 27.8m | 12.6m (0) | 11.7m (1) | 2:35.73 | 28.72s | 29.01s |
| 6 ALWAYSBFRAK | 8 | 34.1m | 18.7m (0) | 15.7m (2) | 2:36.19 | 28.56s | 29.19s |
| 3 PRIME MOVER | 9 | 38.0m | 8.4m (0) | 12.8m (0) | 2:36.48 | 29.10s | 29.68s |

Finish Position and metres gained

First Arrow shows distance gain/loss from 2nd Qtr to 3rd Qtr,
Second Arrow shows distance gain/loss from 3rd Qtr to Finish
Blue arrow indicates best gain in these quarters.



800

Visual positions in race at 2nd Quarter



400

Visual positions in race at 3rd Quarter



Gloucester Park Race 2 Distance 2130m

Friday, 10 January 2025

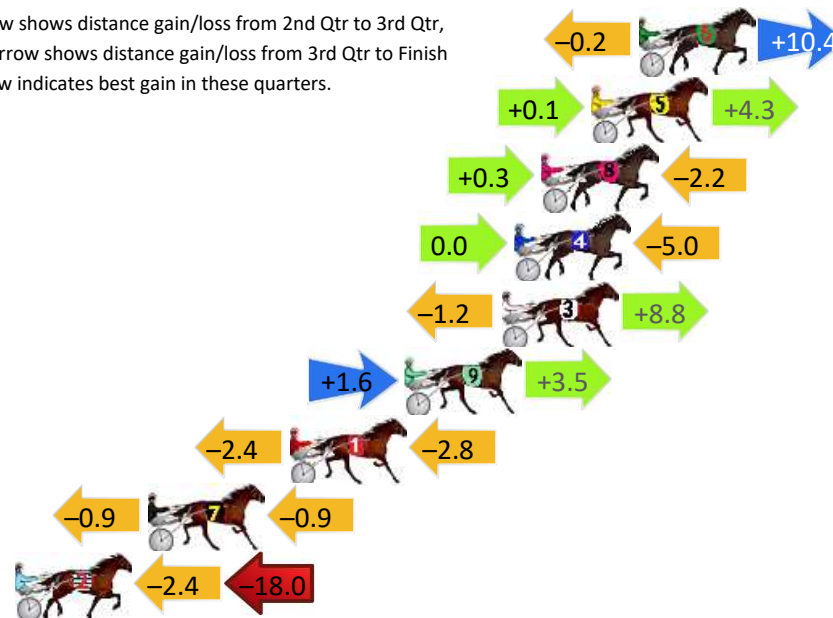
Gross Time: 2:33.50 MileRate: 1:56.00 LeadTime: 37.80s First Qtr: 28.50s Second Qtr: 29.70s Third Qtr: 28.30s Fourth Qtr: 29.20s

DATA TABLE: 800 / 400 Posi's are position from leader and (how wide the horse was at that position)

| No | Horse | Plc | Mar | 800 Posi | 400 Posi | Time | 3rd Qtr | 4th Qt |
|----|------------------|-----|-------|-----------|-----------|---------|---------|--------|
| 6 | LAMANDIER | 1 | 0.0m | 10.2m (1) | 10.4m (1) | 2:33.50 | 28.32s | 28.46s |
| 5 | GALAXY WARRIOR | 2 | 1.9m | 6.3m (1) | 6.2m (1) | 2:33.65 | 28.30s | 28.90s |
| 8 | INSTA GATOR | 3 | 3.9m | 2.0m (1) | 1.7m (1) | 2:33.80 | 28.28s | 29.38s |
| 4 | ILLAWONG MUSTANG | 4 | 5.0m | 0.0m (0) | 0.0m (0) | 2:33.88 | 28.30s | 29.58s |
| 3 | MASTER LEIGHTON | 5 | 5.5m | 13.1m (0) | 14.3m (1) | 2:33.92 | 28.40s | 28.60s |
| 9 | IDEAL TOMADO | 6 | 9.4m | 14.5m (1) | 12.9m (2) | 2:34.22 | 28.20s | 29.00s |
| 1 | LUHRSY | 7 | 14.0m | 8.8m (0) | 11.2m (0) | 2:34.57 | 28.48s | 29.47s |
| 7 | GRINNY VINNIE | 8 | 19.7m | 17.9m (0) | 18.8m (0) | 2:35.01 | 28.38s | 29.37s |
| 2 | SECRET REACTION | 9 | 25.0m | 4.6m (0) | 7.0m (0) | 2:35.41 | 28.48s | 30.61s |

Finish Position and metres gained

First Arrow shows distance gain/loss from 2nd Qtr to 3rd Qtr, Second Arrow shows distance gain/loss from 3rd Qtr to Finish Blue arrow indicates best gain in these quarters.



800

Visual positions in race at 2nd Quarter



400

Visual positions in race at 3rd Quarter



Sectional Analysis Software
Not just form | Free Trial



RISE Digital, Harness Racing Australia nor the provider accepts any responsibility for the completeness or accuracy of any of the information contained herein, and makes no representations about its suitability for any particular purpose. Users should make their own judgements about those matters and/or seek independent advice. You assume all risks associated with use of data provided on this page

www.facebook.com/PJHarnessRacing

Gloucester Park Race 3 Distance 2130m

Friday, 10 January 2025


Gross Time: 2:33.60 MileRate: 1:56.00 LeadTime: 36.10s First Qtr: 28.80s Second Qtr: 31.00s Third Qtr: 28.40s Fourth Qtr: 29.30s

DATA TABLE: 800 / 400 Posi's are position from leader and (how wide the horse was at that position)

| No | Horse | Plc | Mar | 800 Posi | 400 Posi | Time | 3rd Qtr | 4th Qt |
|----|--------------------------|-----|-------|-----------|-----------|---------|---------|--------|
| 12 | ROCK ME OVER | 1 | 0.0m | 1.7m (2) | 5.1m (1) | 2:33.60 | 28.64s | 28.94s |
| 9 | WAVERIDER | 2 | 4.2m | 0.3m (1) | 0.6m (1) | 2:33.92 | 28.42s | 29.58s |
| 3 | SUGAR APPLE | 3 | 5.5m | 0.0m (0) | 0.0m (0) | 2:34.02 | 28.40s | 29.72s |
| 11 | MONTANA GLORY | 4 | 8.4m | 5.7m (2) | 5.9m (2) | 2:34.25 | 28.43s | 29.52s |
| 6 | BELLEZZA NERA | 5 | 13.1m | 17.3m (0) | 18.2m (1) | 2:34.61 | 28.48s | 29.00s |
| 8 | ROCK ARTIST | 6 | 16.8m | 4.5m (1) | 12.3m (1) | 2:34.89 | 28.96s | 29.71s |
| 7 | THOMSON BAY | 7 | 21.4m | 18.1m (1) | 19.0m (2) | 2:35.24 | 28.48s | 29.58s |
| 5 | CLASSIC CHOICE | 8 | 21.6m | 13.3m (1) | 17.7m (3) | 2:35.26 | 28.73s | 29.69s |
| 2 | SOUND WAVE | 9 | 22.9m | 13.3m (0) | 20.1m (0) | 2:35.36 | 28.90s | 29.62s |
| 4 | NAVY STREET | 10 | 24.9m | 9.4m (1) | 15.1m (2) | 2:35.51 | 28.82s | 30.13s |
| 1 | AWAITINGINSTRUCTI ONS | 11 | 29.6m | 4.3m (0) | 10.6m (0) | 2:35.87 | 28.86s | 30.81s |
| 10 | CLOUD NINE | 12 | 30.1m | 8.8m (0) | 15.9m (0) | 2:35.91 | 28.92s | 30.47s |

Finish Position and metres gained

First Arrow shows distance gain/loss from 2nd Qtr to 3rd Qtr,
Second Arrow shows distance gain/loss from 3rd Qtr to Finish
Blue arrow indicates best gain in these quarters.



800

Visual positions in race at 2nd Quarter



400

Visual positions in race at 3rd Quarter



Gloucester Park Race 4 Distance 2130m

Friday, 10 January 2025


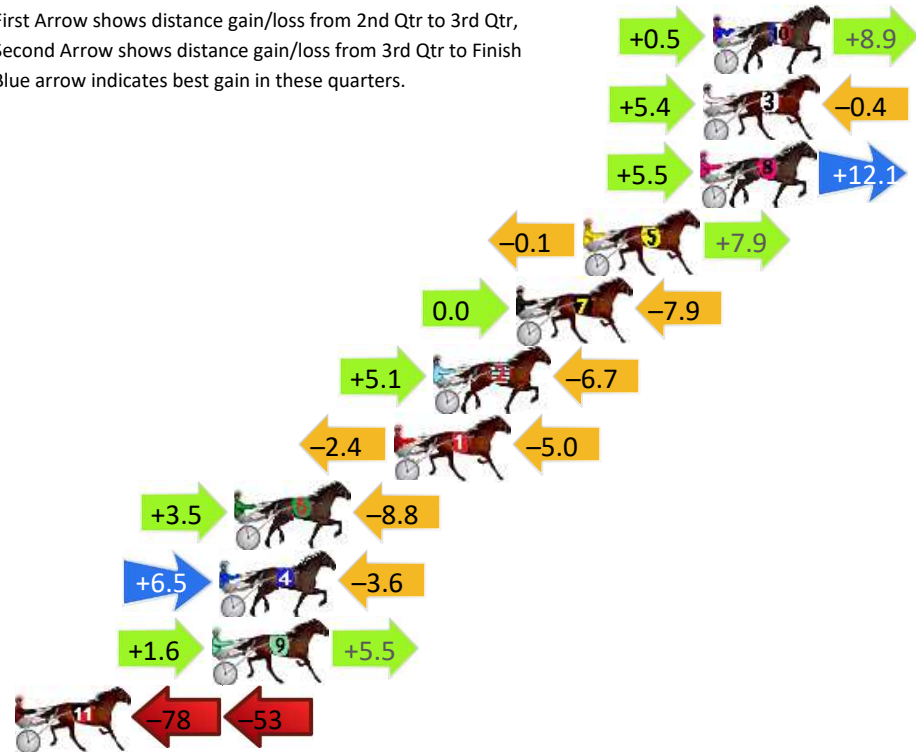
Gross Time: 2:34.70 MileRate: 1:56.90 LeadTime: 37.30s First Qtr: 30.40s Second Qtr: 29.20s Third Qtr: 28.40s Fourth Qtr: 29.40s

DATA TABLE: 800 / 400 Posi's are position from leader and (how wide the horse was at that position)

| No | Horse | Plc | Mar | 800 Posi | 400 Posi | Time | 3rd Qtr | 4th Qt |
|----|-------------------|-----|--------|-----------|------------|---------|---------|--------|
| 10 | OUR LADY JEN | 1 | 0.0m | 9.4m (0) | 8.9m (1) | 2:34.70 | 28.38s | 28.76s |
| 3 | FREYJA | 2 | 0.4m | 5.4m (1) | 0.0m (1) | 2:34.73 | 28.02s | 29.43s |
| 8 | PRINCESS KATIE | 3 | 0.5m | 18.1m (1) | 12.6m (3) | 2:34.74 | 28.03s | 28.53s |
| 5 | JACKIE DANIELS | 4 | 5.2m | 13.0m (0) | 13.1m (0) | 2:35.10 | 28.42s | 28.86s |
| 7 | BLAZE COOPS | 5 | 7.9m | 0.0m (0) | 0.0m (0) | 2:35.31 | 28.40s | 30.01s |
| 2 | KOOLBARDI NAVAJO | 6 | 11.2m | 9.6m (1) | 4.5m (1) | 2:35.56 | 28.04s | 29.94s |
| 1 | UNLUCKY | 7 | 12.8m | 5.4m (0) | 7.8m (0) | 2:35.69 | 28.58s | 29.83s |
| 6 | BELLA RAGAZZA | 8 | 19.2m | 13.9m (1) | 10.4m (2) | 2:36.18 | 28.16s | 30.14s |
| 4 | MINOR CATASTROPHE | 9 | 19.8m | 22.7m (1) | 16.2m (1) | 2:36.23 | 27.96s | 29.76s |
| 9 | HUNT THE MAGIC | 10 | 20.1m | 27.2m (1) | 25.6m (1) | 2:36.25 | 28.32s | 29.11s |
| 11 | ROSA DE ORO | 11 | 154.6m | 24.1m (0) | 101.9m (0) | 2:46.62 | 34.02s | 34.00s |

Finish Position and metres gained

First Arrow shows distance gain/loss from 2nd Qtr to 3rd Qtr, Second Arrow shows distance gain/loss from 3rd Qtr to Finish
Blue arrow indicates best gain in these quarters.



Gloucester Park Race 5 Distance 2130m

Friday, 10 January 2025

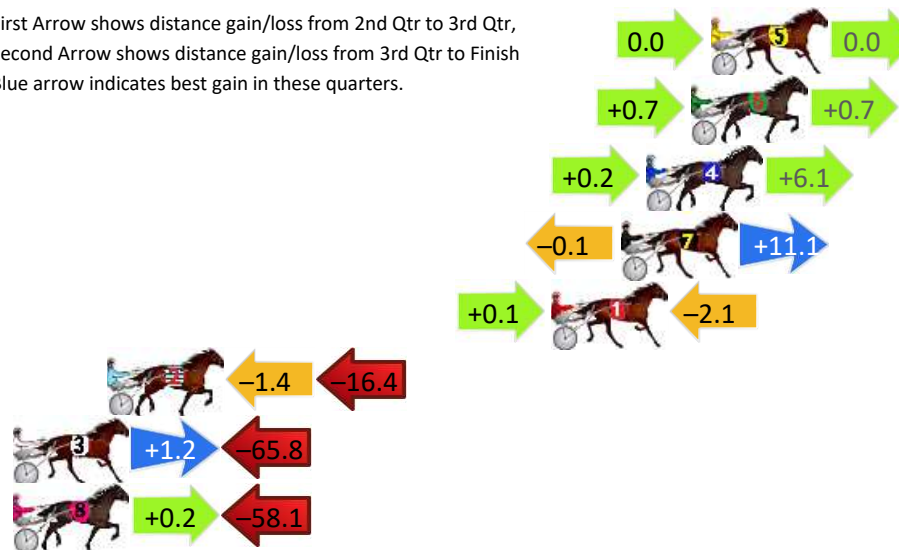
Gross Time: 2:32.90 MileRate: 1:55.50 LeadTime: 37.50s First Qtr: 30.50s Second Qtr: 29.20s Third Qtr: 27.50s Fourth Qtr: 28.20s

DATA TABLE: 800 / 400 Posi's are position from leader and (how wide the horse was at that position)

| No | Horse | Plc | Mar | 800 Posi | 400 Posi | Time | 3rd Qtr | 4th Qt |
|----|----------------------|-----|-------|-----------|-----------|---------|---------|--------|
| 5 | HAMPTON BANNER | 1 | 0.0m | 0.0m (0) | 0.0m (0) | 2:32.90 | 27.50s | 28.20s |
| 6 | SWINGBAND | 2 | 0.8m | 2.2m (1) | 1.5m (1) | 2:32.96 | 27.45s | 28.16s |
| 4 | GALACTIC STAR | 3 | 2.6m | 8.9m (0) | 8.7m (0) | 2:33.09 | 27.49s | 27.79s |
| 7 | GOODFELLAZ | 4 | 3.6m | 14.6m (0) | 14.7m (0) | 2:33.17 | 27.52s | 27.45s |
| 1 | IMA FIVESTAR GENERAL | 5 | 6.4m | 4.4m (0) | 4.3m (0) | 2:33.37 | 27.50s | 28.37s |
| 2 | ALCOPONY | 6 | 24.2m | 6.4m (1) | 7.8m (1) | 2:34.69 | 27.60s | 29.45s |
| 3 | MACHNIFICENT | 7 | 75.1m | 10.5m (1) | 9.3m (2) | 2:38.47 | 27.42s | 33.12s |
| 8 | LAVRA JOE | 8 | 76.6m | 18.7m (0) | 18.5m (1) | 2:38.58 | 27.50s | 32.59s |

Finish Position and metres gained

First Arrow shows distance gain/loss from 2nd Qtr to 3rd Qtr, Second Arrow shows distance gain/loss from 3rd Qtr to Finish
Blue arrow indicates best gain in these quarters.



Visual positions in race at 2nd Quarter



Visual positions in race at 3rd Quarter



Gloucester Park Race 6 Distance 2503m

Friday, 10 January 2025


Gross Time: 3:07.70 MileRate: 1:59.70 LeadTime: 70.60s First Qtr: 30.10s Second Qtr: 29.10s Third Qtr: 28.90s Fourth Qtr: 29.00s

DATA TABLE: 800 / 400 Posi's are position from leader and (how wide the horse was at that position)

| No | Horse | Plc | Mar | 800 Posi | 400 Posi | Time | 3rd Qtr | 4th Qt |
|----|---------------------|-----|-------|-----------|-----------|---------|---------|--------|
| 6 | CARRERA MACH | 1 | 0.0m | 3.9m (0) | 3.1m (1) | 3:07.70 | 28.84s | 28.78s |
| 8 | MY ULTIMATE CHEVRON | 2 | 10.3m | 17.0m (0) | 16.2m (2) | 3:08.48 | 28.84s | 28.62s |
| 9 | MR FANTASTIC | 3 | 10.8m | 15.0m (1) | 9.5m (3) | 3:08.52 | 28.51s | 29.14s |
| 2 | GEE SMITH | 4 | 11.9m | 0.0m (0) | 0.0m (0) | 3:08.61 | 28.90s | 29.91s |
| 10 | MISTER MONTBLANC | 5 | 16.8m | 19.2m (1) | 5.9m (3) | 3:08.98 | 27.95s | 29.85s |
| 4 | MYDADTHEERROR | 6 | 18.1m | 6.4m (1) | 8.1m (1) | 3:09.08 | 29.02s | 29.80s |
| 7 | MACHLANI | 7 | 24.9m | 21.2m (0) | 23.6m (0) | 3:09.59 | 29.08s | 29.19s |
| 12 | CALIENTE | 8 | 25.5m | 10.9m (1) | 10.6m (2) | 3:09.64 | 28.88s | 30.18s |
| 3 | PATH OF GOLD | 9 | 27.6m | 8.4m (0) | 10.6m (0) | 3:09.80 | 29.06s | 30.34s |
| 1 | CAPTAINS BEACHBABE | 10 | 34.1m | 2.5m (1) | 6.7m (2) | 3:10.29 | 29.20s | 31.11s |

Finish Position and metres gained

First Arrow shows distance gain/loss from 2nd Qtr to 3rd Qtr, Second Arrow shows distance gain/loss from 3rd Qtr to Finish
Blue arrow indicates best gain in these quarters.



800

Visual positions in race at 2nd Quarter



400

Visual positions in race at 3rd Quarter



Gloucester Park Race 7 Distance 2130m

Friday, 10 January 2025



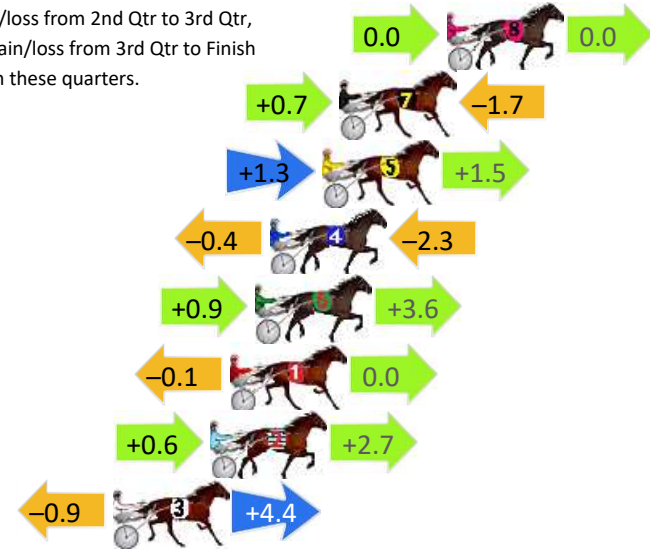
Gross Time: 2:41.20 MileRate: 2:01.80 LeadTime: 39.40s First Qtr: 33.10s Second Qtr: 31.60s Third Qtr: 29.00s Fourth Qtr: 28.10s

DATA TABLE: 800 / 400 Posi's are position from leader and (how wide the horse was at that position)

| NoHorse | Plc | Mar | 800 Posi | 400 Posi | Time | 3rd Qtr | 4th Qt |
|--------------------|-----|-------|-----------|-----------|---------|---------|--------|
| 8 REGAL CHEVAL | 1 | 0.0m | 0.0m (0) | 0.0m (0) | 2:41.20 | 29.00s | 28.10s |
| 7 FRANKLIN DELANO | 2 | 4.3m | 3.3m (1) | 2.6m (1) | 2:41.52 | 28.94s | 28.24s |
| 5 FEELING ACES | 3 | 5.0m | 7.8m (1) | 6.5m (1) | 2:41.57 | 28.90s | 28.01s |
| 4 COOPER | 4 | 7.1m | 4.4m (0) | 4.8m (0) | 2:41.72 | 29.02s | 28.28s |
| 6 STATE OF HEAVEN | 5 | 7.7m | 12.2m (1) | 11.3m (2) | 2:41.77 | 28.92s | 27.86s |
| 1 JOEY JAMES | 6 | 8.7m | 8.6m (0) | 8.7m (0) | 2:41.84 | 29.00s | 28.12s |
| 2 MERAVIGLIA | 7 | 9.5m | 12.8m (0) | 12.2m (1) | 2:41.90 | 28.94s | 27.94s |
| 3 AMERICAN BULLITT | 8 | 13.4m | 16.9m (0) | 17.8m (0) | 2:42.19 | 29.04s | 27.83s |

Finish Position and metres gained

First Arrow shows distance gain/loss from 2nd Qtr to 3rd Qtr,
Second Arrow shows distance gain/loss from 3rd Qtr to Finish
Blue arrow indicates best gain in these quarters.



Gloucester Park Race 8 Distance 2130m

Friday, 10 January 2025

Gross Time: 2:33.70 MileRate: 1:56.10 LeadTime: 36.90s First Qtr: 29.80s Second Qtr: 29.50s Third Qtr: 28.50s Fourth Qtr: 29.00s

DATA TABLE: 800 / 400 Posi's are position from leader and (how wide the horse was at that position)

| No | Horse | Plc | Mar | 800 Posi | 400 Posi | Time | 3rd Qtr | 4th Qt |
|----|----------------|-----|-------|-----------|-----------|---------|---------|--------|
| 1 | ELDAYTONA | 1 | 0.0m | 5.1m (0) | 4.5m (0) | 2:33.70 | 28.46s | 28.68s |
| 5 | HOPPYS WAY | 2 | 2.0m | 0.0m (0) | 0.0m (0) | 2:33.85 | 28.50s | 29.15s |
| 2 | FLYING RUMOUR | 3 | 7.1m | 9.6m (0) | 8.1m (0) | 2:34.24 | 28.40s | 28.96s |
| 7 | CORDERO | 4 | 8.6m | 16.4m (0) | 15.1m (0) | 2:34.35 | 28.42s | 28.57s |
| 6 | HILLVIEW BONDI | 5 | 10.4m | 3.1m (1) | 3.7m (1) | 2:34.49 | 28.54s | 29.53s |
| 3 | RASCAL | 6 | 15.2m | 7.9m (1) | 7.9m (1) | 2:34.86 | 28.50s | 29.59s |
| 4 | RAGAZZO MACH | 7 | 19.2m | 11.9m (1) | 10.4m (2) | 2:35.16 | 28.40s | 29.72s |

Finish Position and metres gained

First Arrow shows distance gain/loss from 2nd Qtr to 3rd Qtr,
Second Arrow shows distance gain/loss from 3rd Qtr to Finish
Blue arrow indicates best gain in these quarters.

