

Gloucester Park Race 1 Distance 2130m

Friday, 9 May 2025


Gross Time: 2:38.20 MileRate: 1:59.50 LeadTime: 38.20s First Qtr: 31.40s Second Qtr: 30.90s Third Qtr: 29.00s Fourth Qtr: 28.70s

DATA TABLE: 800 / 400 Posi's are position from leader and (how wide the horse was at that position)

No	Horse	Plc	Mar	800 Posi	400 Posi	Time	3rd Qtr	4th Qt
1	Fireplay	1	0.0m	4.2m (0)	3.9m (0)	2:38.20	28.98s	28.42s
6	En Pariant Sur	2	2.7m	0.0m (0)	0.0m (0)	2:38.40	29.00s	28.90s
10	Double The Ante	3	3.1m	8.1m (0)	7.8m (0)	2:38.43	28.98s	28.37s
2	Lucienne	4	8.0m	12.2m (0)	12.3m (0)	2:38.80	29.00s	28.42s
12	Justlike Turbo	5	10.5m	6.4m (1)	8.1m (1)	2:38.99	29.12s	28.91s
3	Zuede	6	11.8m	23.9m (0)	17.0m (0)	2:39.09	28.50s	28.37s
11	Torrevean Pinky	7	12.6m	2.2m (1)	3.4m (1)	2:39.15	29.08s	29.41s
7	Pacific Eagle	8	12.8m	10.3m (1)	11.7m (1)	2:39.16	29.10s	28.82s
9	Sundancer Rainbow	9	13.6m	16.1m (0)	8.7m (2)	2:39.22	28.46s	29.10s
8	Strike Master	10	16.6m	14.4m (1)	3.7m (2)	2:39.45	28.22s	29.69s
5	Ideal Ivana	11	17.4m	20.0m (0)	15.9m (1)	2:39.51	28.70s	28.87s

Finish Position and metres gained

First Arrow shows distance gain/loss from 2nd Qtr to 3rd Qtr,
Second Arrow shows distance gain/loss from 3rd Qtr to Finish
Blue arrow indicates best gain in these quarters.



800

Visual positions in race at 2nd Quarter



400

Visual positions in race at 3rd Quarter



Sectional Analysis Software
Not just form | Free Trial



RISE Digital, Harness Racing Australia nor the provider accepts any responsibility for the completeness or accuracy of any of the information contained herein, and makes no representations about its suitability for any particular purpose. Users should make their own judgements about those matters and/or seek independent advice. You assume all risks associated with use of data provided on this page

www.facebook.com/PJHarnessRacing

Gloucester Park Race 2 Distance 2130m

Friday, 9 May 2025


Gross Time: 2:35.20 MileRate: 1:57.30 LeadTime: 37.00s First Qtr: 30.30s Second Qtr: 30.40s Third Qtr: 28.80s Fourth Qtr: 28.70s

DATA TABLE: 800 / 400 Posi's are position from leader and (how wide the horse was at that position)

No	Horse	Plc	Mar	800 Posi	400 Posi	Time	3rd Qtr	4th Qt
10	Bet On The River	1	0.0m	4.2m (0)	3.9m (0)	2:35.20	28.78s	28.42s
11	Pocketful Of Opals	2	7.5m	8.4m (0)	9.0m (0)	2:35.77	28.84s	28.63s
1	Minor Catastrophe	3	10.0m	0.0m (0)	0.0m (0)	2:35.95	28.80s	29.45s
3	Joey James	4	11.3m	12.6m (0)	13.2m (0)	2:36.05	28.84s	28.61s
6	Your Grace	5	14.4m	16.5m (0)	15.7m (2)	2:36.29	28.74s	28.66s
8	Barbados	6	15.7m	10.3m (2)	6.8m (2)	2:36.38	28.54s	29.40s
9	More Sass	7	15.8m	6.4m (2)	2.9m (2)	2:36.39	28.54s	29.69s
4	Sidstrepo	8	20.1m	2.2m (1)	1.7m (1)	2:36.71	28.76s	30.09s
2	Torrevean Amy	9	22.8m	6.7m (1)	6.2m (1)	2:36.92	28.76s	29.98s
5	Itsoktobegrey	10	23.8m	10.9m (1)	11.5m (1)	2:36.99	28.84s	29.67s
7	American Monarch	11	31.6m	14.5m (2)	11.8m (2)	2:37.58	28.60s	30.24s

Finish Position and metres gained

First Arrow shows distance gain/loss from 2nd Qtr to 3rd Qtr, Second Arrow shows distance gain/loss from 3rd Qtr to Finish
Blue arrow indicates best gain in these quarters.



800

Visual positions in race at 2nd Quarter



400

Visual positions in race at 3rd Quarter



Gloucester Park Race 3 Distance 2130m

Friday, 9 May 2025



Gross Time: 2:34.20 MileRate: 1:56.50 LeadTime: 36.00s First Qtr: 30.60s Second Qtr: 29.20s Third Qtr: 28.30s Fourth Qtr: 30.10s

DATA TABLE: 800 / 400 Posi's are position from leader and (how wide the horse was at that position)

No	Horse	Plc	Mar	800 Posi	400 Posi	Time	3rd Qtr	4th Qt
9	Follow Rocknroll	1	0.0m	17.9m (0)	17.1m (0)	2:34.20	28.28s	28.86s
3	Cams Boulder	2	0.7m	8.8m (1)	8.3m (1)	2:34.26	28.28s	29.56s
5	Adda Spoilt Major	3	1.8m	17.6m (1)	14.7m (2)	2:34.34	28.12s	29.18s
8	Major Freeway	4	1.8m	23.0m (1)	18.5m (2)	2:34.34	28.02s	28.90s
7	Hes Never Been Beta	5	2.5m	0.0m (1)	0.0m (1)	2:34.40	28.30s	30.30s
1	Feeling Aces	6	5.6m	4.8m (0)	4.9m (0)	2:34.64	28.32s	30.18s
12	Classic Choice	7	8.3m	13.9m (0)	13.2m (0)	2:34.85	28.28s	29.79s
10	Blameitonthenight	8	12.8m	9.4m (0)	9.3m (0)	2:35.21	28.32s	30.43s
6	Sugar Apple	9	13.9m	22.5m (0)	18.8m (1)	2:35.30	28.08s	29.83s
2	Acuto	10	17.9m	0.6m (0)	0.3m (0)	2:35.61	28.28s	31.49s
11	World Secret	11	18.6m	13.7m (1)	14.9m (1)	2:35.67	28.42s	30.48s
4	Ambitsiya	12	19.0m	4.8m (1)	4.4m (1)	2:35.70	28.28s	31.28s


Finish Position and metres gained

First Arrow shows distance gain/loss from 2nd Qtr to 3rd Qtr, Second Arrow shows distance gain/loss from 3rd Qtr to Finish
Blue arrow indicates best gain in these quarters.



800

Visual positions in race at 2nd Quarter



400

Visual positions in race at 3rd Quarter



Powered by **PJ Harness Analyser**

Sectional Analysis Software

Not just form | Free Trial

www.facebook.com/PJHarnessRacing



RISE Digital, Harness Racing Australia nor the provider accepts any responsibility for the completeness or accuracy of any of the information contained herein, and makes no representations about its suitability for any particular purpose. Users should make their own judgements about those matters and/or seek independent advice. You assume all risks associated with use of data provided on this page

Gloucester Park Race 4 Distance 2130m

Friday, 9 May 2025


Gross Time: 2:32.40 MileRate: 1:55.10 LeadTime: 37.20s First Qtr: 30.80s Second Qtr: 29.40s Third Qtr: 27.40s Fourth Qtr: 27.60s

DATA TABLE: 800 / 400 Posi's are position from leader and (how wide the horse was at that position)

No	Horse	Plc	Mar	800 Posi	400 Posi	Time	3rd Qtr	4th Qt
2	Penny Black	1	0.0m	0.0m (0)	0.0m (0)	2:32.40	27.40s	27.60s
11	Little Darling	2	1.6m	2.4m (1)	1.5m (1)	2:32.52	27.34s	27.61s
4	Nullarbor Navajo	3	3.4m	6.5m (1)	5.6m (1)	2:32.65	27.34s	27.46s
5	Aardiebytheseaside	4	5.8m	10.3m (1)	9.1m (2)	2:32.82	27.32s	27.40s
1	Wonderful To Fly	5	9.3m	4.4m (0)	3.8m (0)	2:33.08	27.36s	28.02s
6	Champagne Everyone	6	10.1m	17.3m (0)	14.6m (0)	2:33.13	27.22s	27.33s
3	Madam Publisher	7	10.6m	13.2m (0)	12.3m (1)	2:33.17	27.34s	27.53s
10	Alta Allure	8	12.7m	8.8m (0)	8.5m (0)	2:33.32	27.38s	27.94s
8	Lion Queen	9	16.7m	14.7m (1)	12.9m (2)	2:33.61	27.28s	27.93s
7	Our Lady Jen	10	20.9m	21.7m (0)	19.6m (0)	2:33.92	27.26s	27.78s
9	Chilli Punter	11	27.7m	27.0m (0)	25.8m (0)	2:34.41	27.32s	27.85s

Finish Position and metres gained

First Arrow shows distance gain/loss from 2nd Qtr to 3rd Qtr, Second Arrow shows distance gain/loss from 3rd Qtr to Finish
Blue arrow indicates best gain in these quarters.



800

Visual positions in race at 2nd Quarter



400

Visual positions in race at 3rd Quarter



Gloucester Park Race 5 Distance 2130m

Friday, 9 May 2025

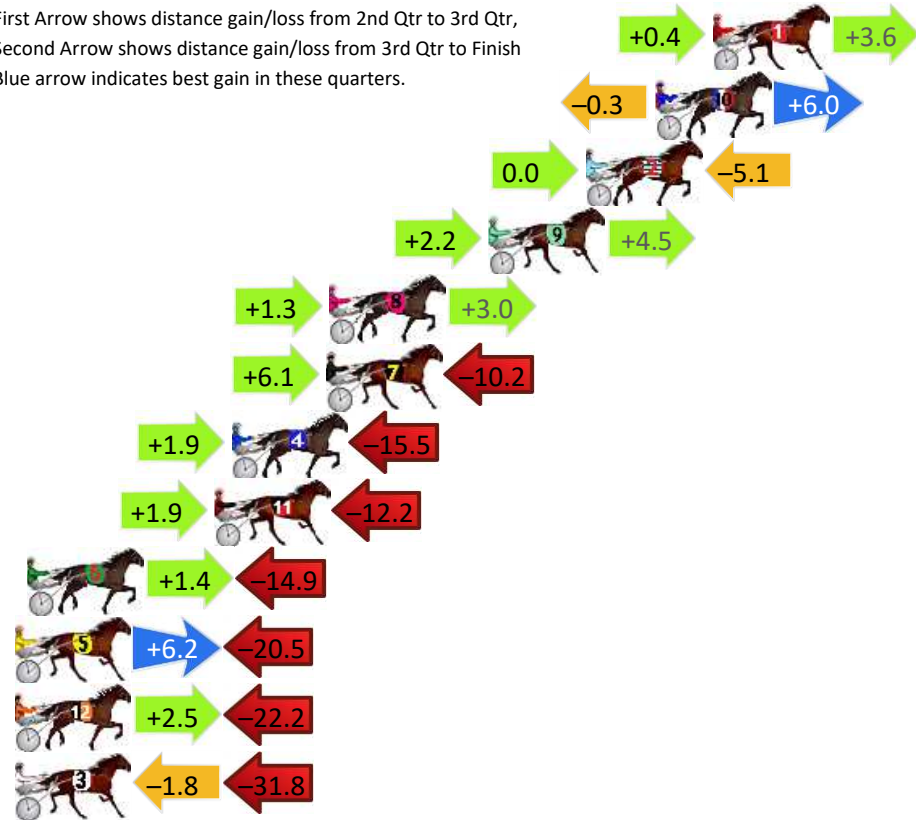
Gross Time: 2:31.80 MileRate: 1:54.70 LeadTime: 35.60s First Qtr: 30.30s Second Qtr: 29.70s Third Qtr: 28.20s Fourth Qtr: 28.00s

DATA TABLE: 800 / 400 Posi's are position from leader and (how wide the horse was at that position)

No	Horse	Plc	Mar	800 Posi	400 Posi	Time	3rd Qtr	4th Qt
1	Alta Tribute	1	0.0m	4.0m (0)	3.6m (0)	2:31.80	28.17s	27.75s
10	Lusaka	2	2.3m	8.0m (0)	8.3m (0)	2:31.97	28.22s	27.59s
2	Im The Black Flash	3	5.1m	0.0m (0)	0.0m (0)	2:32.18	28.20s	28.38s
9	Ideal Muscle	4	9.0m	15.7m (0)	13.5m (0)	2:32.46	28.04s	27.72s
8	Skylou	5	15.4m	19.7m (0)	18.4m (1)	2:32.93	28.10s	27.85s
7	Golden Lode	6	15.5m	11.4m (2)	5.3m (3)	2:32.94	27.77s	28.77s
4	Gully Gum	7	19.3m	5.7m (1)	3.8m (2)	2:33.22	28.07s	29.15s
11	Bettors Pride	8	20.0m	9.7m (1)	7.8m (2)	2:33.27	28.06s	28.93s
6	Spyglass	9	27.5m	14.0m (1)	12.6m (2)	2:33.82	28.10s	29.14s
5	Franco Encore	10	30.0m	15.7m (2)	9.5m (3)	2:34.01	27.77s	29.54s
12	Menemsha	11	31.7m	12.0m (0)	9.5m (1)	2:34.13	28.02s	29.67s
3	Magnus Victor	12	35.0m	1.4m (1)	3.2m (1)	2:34.38	28.32s	30.35s


Finish Position and metres gained

First Arrow shows distance gain/loss from 2nd Qtr to 3rd Qtr, Second Arrow shows distance gain/loss from 3rd Qtr to Finish
Blue arrow indicates best gain in these quarters.



800

Visual positions in race at 2nd Quarter



400

Visual positions in race at 3rd Quarter



Powered by

PJ Harness Analyser

Sectional Analysis Software

Not just form | Free Trial

www.facebook.com/PJHarnessRacing



RISE Digital, Harness Racing Australia nor the provider accepts any responsibility for the completeness or accuracy of any of the information contained herein, and makes no representations about its suitability for any particular purpose. Users should make their own judgements about those matters and/or seek independent advice. You assume all risks associated with use of data provided on this page

Gloucester Park Race 6 Distance 2536m

Friday, 9 May 2025

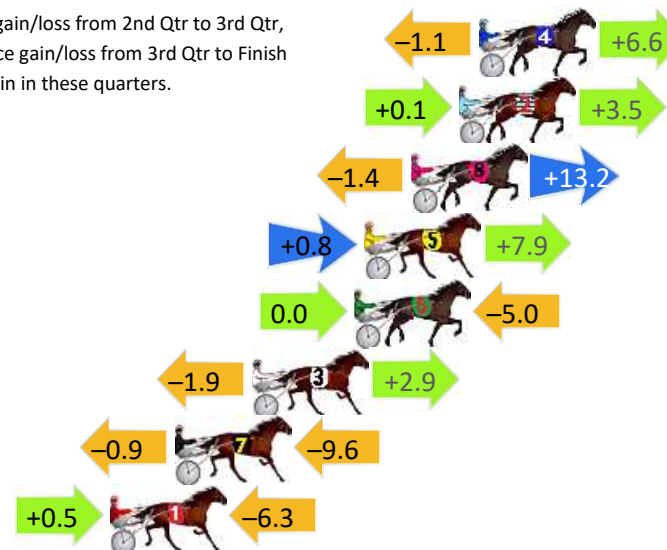
Gross Time: 3:05.80 MileRate: 1:57.90 LeadTime: 70.60s First Qtr: 30.20s Second Qtr: 28.30s Third Qtr: 27.80s Fourth Qtr: 28.90s

DATA TABLE: 800 / 400 Posi's are position from leader and (how wide the horse was at that position)

No	Horse	Plc	Mar	800 Posi	400 Posi	Time	3rd Qtr	4th Qt
4	Montana D J	1	0.0m	5.5m (1)	6.6m (1)	3:05.80	27.88s	28.44s
2	Vegas Strip	2	0.8m	4.4m (0)	4.3m (0)	3:05.86	27.80s	28.66s
8	Jawsoflincoln	3	2.7m	14.5m (1)	15.9m (1)	3:06.00	27.92s	27.98s
5	Blitzembye	4	4.6m	13.3m (0)	12.5m (0)	3:06.15	27.76s	28.37s
6	Hoppys Way	5	5.0m	0.0m (0)	0.0m (0)	3:06.18	27.80s	29.28s
3	Lil Happy Fella	6	9.1m	10.1m (1)	12.0m (1)	3:06.49	27.94s	28.75s
7	Mighty Conqueror	7	12.2m	1.7m (1)	2.6m (1)	3:06.73	27.86s	29.64s
1	Our Vinnie	8	14.8m	9.0m (0)	8.5m (0)	3:06.92	27.78s	29.42s

Finish Position and metres gained

First Arrow shows distance gain/loss from 2nd Qtr to 3rd Qtr, Second Arrow shows distance gain/loss from 3rd Qtr to Finish Blue arrow indicates best gain in these quarters.



800

Visual positions in race at 2nd Quarter



400

Visual positions in race at 3rd Quarter



Gloucester Park Race 7 Distance 2536m

Friday, 9 May 2025

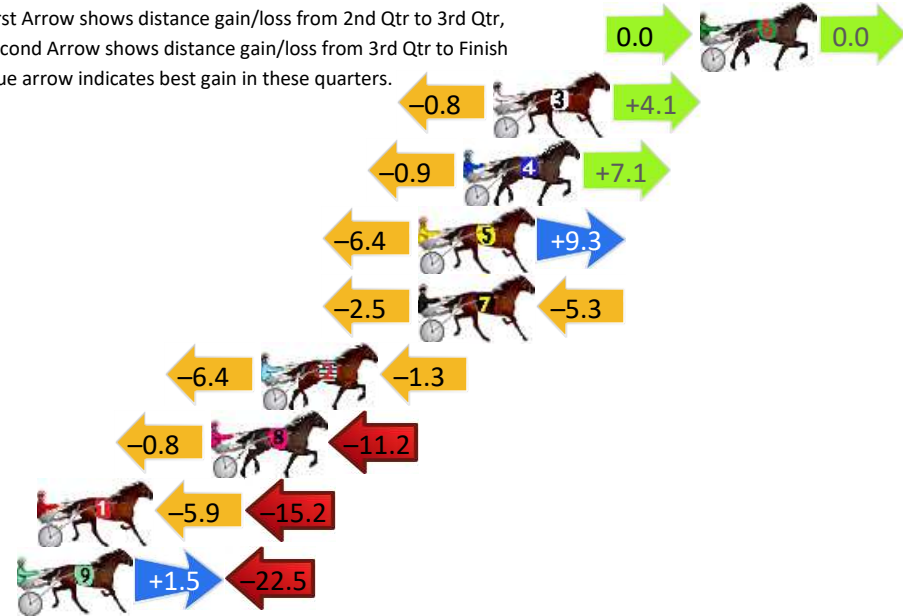
Gross Time: 3:08.00 MileRate: 1:59.30 LeadTime: 70.10s First Qtr: 31.70s Second Qtr: 29.90s Third Qtr: 27.70s Fourth Qtr: 28.60s

DATA TABLE: 800 / 400 Posi's are position from leader and (how wide the horse was at that position)

No	Horse	Plc	Mar	800 Posi	400 Posi	Time	3rd Qtr	4th Qt
6	Star Casino	1	0.0m	0.0m (0)	0.0m (0)	3:08.00	27.70s	28.60s
3	Dark Eyes	2	8.3m	11.6m (1)	12.4m (1)	3:08.62	27.76s	28.36s
4	The Little Master	3	9.5m	15.7m (1)	16.6m (1)	3:08.71	27.78s	28.15s
5	Sound Wave	4	11.3m	14.2m (0)	20.6m (1)	3:08.85	28.16s	28.00s
7	Lord Titanium	5	11.3m	3.5m (1)	6.0m (0)	3:08.85	27.88s	29.03s
2	Henwood Bay	6	17.6m	9.9m (0)	16.3m (0)	3:09.32	28.16s	28.78s
8	Marbeechsam	7	19.6m	7.6m (1)	8.4m (1)	3:09.47	27.76s	29.49s
1	Fleur Du Maquis	8	26.6m	5.5m (0)	11.4m (0)	3:10.00	28.12s	29.80s
9	My Watchlist	9	27.4m	6.4m (2)	4.9m (1)	3:10.06	27.60s	30.32s

Finish Position and metres gained

First Arrow shows distance gain/loss from 2nd Qtr to 3rd Qtr, Second Arrow shows distance gain/loss from 3rd Qtr to Finish. Blue arrow indicates best gain in these quarters.



800

Visual positions in race at 2nd Quarter



400

Visual positions in race at 3rd Quarter



Gloucester Park Race 8 Distance 2130m

Friday, 9 May 2025

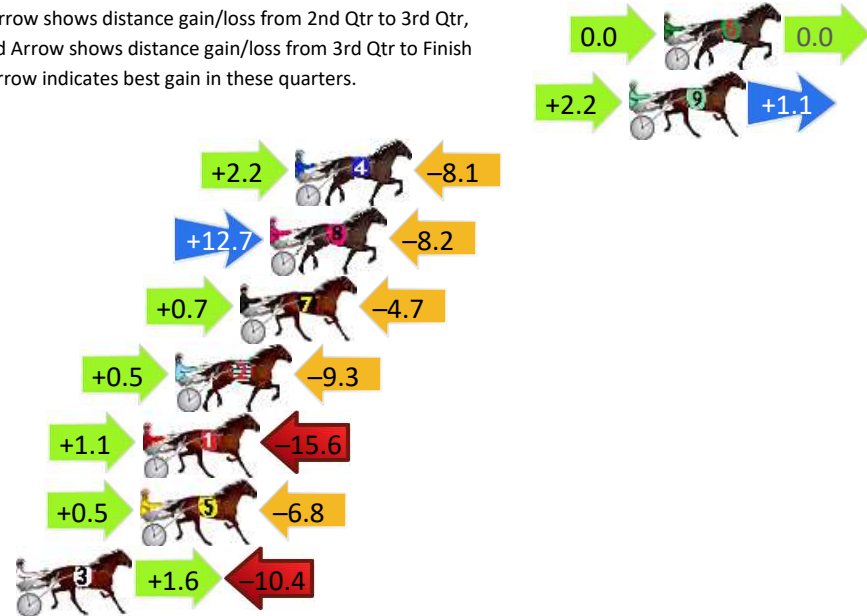
Gross Time: 2:33.60 MileRate: 1:56.00 LeadTime: 35.90s First Qtr: 30.50s Second Qtr: 29.30s Third Qtr: 29.00s Fourth Qtr: 28.90s

DATA TABLE: 800 / 400 Posi's are position from leader and (how wide the horse was at that position)

No	Horse	Plc	Mar	800 Posi	400 Posi	Time	3rd Qtr	4th Qt
6	Acushla Machree	1	0.0m	0.0m (0)	0.0m (0)	2:33.60	29.00s	28.90s
9	Scooter B	2	1.4m	4.7m (1)	2.5m (1)	2:33.71	28.84s	28.82s
4	Pocket The Change	3	14.8m	8.9m (1)	6.7m (1)	2:34.72	28.84s	29.54s
8	Quinton	4	15.8m	20.3m (2)	7.6m (2)	2:34.80	28.08s	29.55s
7	Dawson	5	17.0m	13.0m (1)	12.3m (1)	2:34.89	28.94s	29.31s
2	Alta Freeway	6	19.6m	10.8m (0)	10.3m (0)	2:35.09	28.96s	29.65s
1	Cry Havoc	7	20.9m	6.4m (0)	5.3m (0)	2:35.19	28.92s	30.11s
5	Chillin	8	21.0m	14.7m (0)	14.2m (0)	2:35.19	28.96s	29.47s
3	Tux And Tails	9	26.0m	17.2m (1)	15.6m (2)	2:35.57	28.88s	29.75s

Finish Position and metres gained

First Arrow shows distance gain/loss from 2nd Qtr to 3rd Qtr, Second Arrow shows distance gain/loss from 3rd Qtr to Finish Blue arrow indicates best gain in these quarters.



800

Visual positions in race at 2nd Quarter



400

Visual positions in race at 3rd Quarter



Gloucester Park Race 9 Distance 2130m

Friday, 9 May 2025

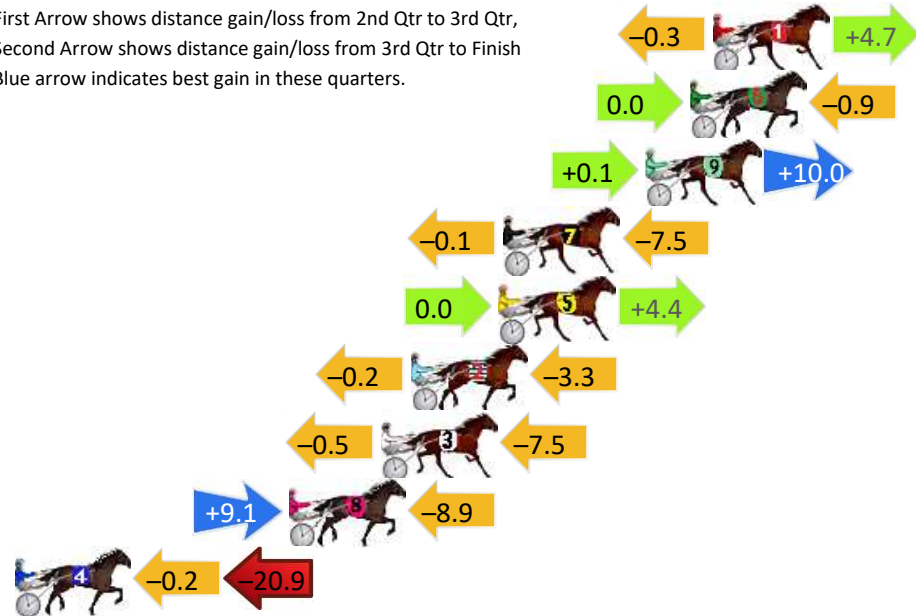
Gross Time: 2:36.20 MileRate: 1:58.00 LeadTime: 37.10s First Qtr: 30.50s Second Qtr: 30.20s Third Qtr: 29.00s Fourth Qtr: 29.40s

DATA TABLE: 800 / 400 Posi's are position from leader and (how wide the horse was at that position)

No	Horse	Plc	Mar	800 Posi	400 Posi	Time	3rd Qtr	4th Qt
1	Oceanfront	1	0.0m	4.4m (0)	4.7m (0)	2:36.20	29.02s	29.06s
6	Spirited Whitby	2	0.9m	0.0m (0)	0.0m (0)	2:36.27	29.00s	29.47s
9	Up And Alive	3	2.7m	12.8m (0)	12.7m (0)	2:36.41	29.00s	28.69s
7	Wicked Lover	4	8.4m	0.8m (1)	0.9m (1)	2:36.85	29.00s	29.99s
5	Ciganda	5	8.6m	13.0m (1)	13.0m (1)	2:36.86	29.00s	29.12s
2	Graceful Shark	6	12.1m	8.6m (0)	8.8m (0)	2:37.13	29.02s	29.69s
3	Girl Of Brightness	7	13.3m	5.3m (1)	5.8m (1)	2:37.23	29.04s	30.00s
8	Ruby Lou	8	17.0m	17.2m (0)	8.1m (2)	2:37.51	28.34s	30.13s
4	Official Rock	9	30.3m	9.2m (1)	9.4m (1)	2:38.54	29.02s	31.05s

Finish Position and metres gained

First Arrow shows distance gain/loss from 2nd Qtr to 3rd Qtr, Second Arrow shows distance gain/loss from 3rd Qtr to Finish. Blue arrow indicates best gain in these quarters.



800

Visual positions in race at 2nd Quarter



400

Visual positions in race at 3rd Quarter



Gloucester Park Race 10 Distance 1730m

Friday, 9 May 2025

Gross Time: 2:08.90 MileRate: 1:59.90 LeadTime: 7.80s First Qtr: 30.30s Second Qtr: 31.70s Third Qtr: 30.10s Fourth Qtr: 29.00s

DATA TABLE: 800 / 400 Posi's are position from leader and (how wide the horse was at that position)

NoHorse	Plc	Mar	800 Posi	400 Posi	Time	3rd Qtr	4th Qt
5 Im Category Five	1	0.0m	8.8m (0)	1.1m (1)	2:08.90	29.52s	28.92s
2 Altas Last	2	6.6m	4.6m (0)	3.6m (0)	2:09.40	30.02s	29.24s
4 Viva Lost Wages	3	9.0m	0.0m (0)	0.0m (0)	2:09.58	30.10s	29.68s
6 Our Blue Diamond	4	10.0m	12.8m (0)	7.7m (1)	2:09.66	29.71s	29.19s
1 Miss Bejeweled	5	182.5m	106.7m (0)	121.2m (0)	2:22.79	31.02s	33.99s

Finish Position and metres gained

First Arrow shows distance gain/loss from 2nd Qtr to 3rd Qtr,
Second Arrow shows distance gain/loss from 3rd Qtr to Finish
Blue arrow indicates best gain in these quarters.

