

Gloucester Park Race 1 Distance 2130m

Tuesday, 7 January 2025

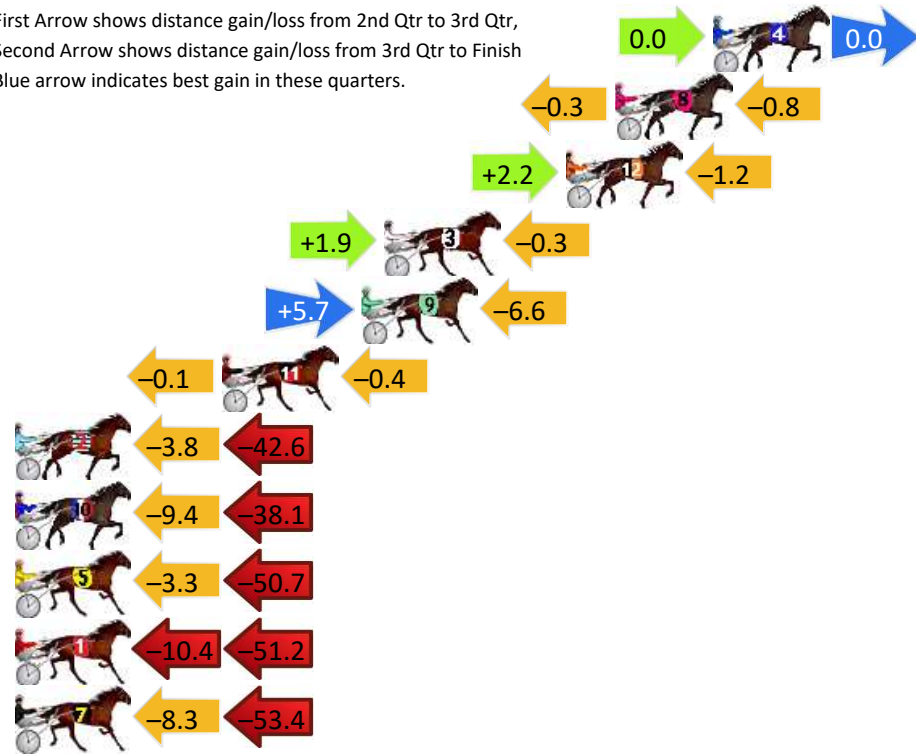
Gross Time: 2:39.30 MileRate: 2:00.40 LeadTime: 38.10s First Qtr: 31.60s Second Qtr: 31.00s Third Qtr: 29.30s Fourth Qtr: 29.30s

DATA TABLE: 800 / 400 Posi's are position from leader and (how wide the horse was at that position)

No	Horse	Plc	Mar	800 Posi	400 Posi	Time	3rd Qtr	4th Qt
4	LUCKY COPY	1	0.0m	0.0m (0)	0.0m (0)	2:39.30	29.30s	29.30s
8	THE KHUKRI	2	3.9m	2.8m (1)	3.1m (1)	2:39.60	29.32s	29.38s
12	CHIEF COPY	3	5.9m	6.9m (1)	4.7m (2)	2:39.75	29.14s	29.41s
3	EXTINCTION	4	13.2m	14.8m (1)	12.9m (1)	2:40.31	29.16s	29.37s
9	BACK ON LINE	5	14.1m	13.2m (2)	7.5m (3)	2:40.38	28.89s	29.84s
11	LEEROY ROX	6	19.7m	19.2m (1)	19.3m (1)	2:40.81	29.30s	29.41s
2	CARMELA DOMENICA	7	51.1m	4.7m (0)	8.5m (0)	2:43.23	29.58s	32.61s
10	JACK MANNIX	8	61.2m	13.7m (0)	23.1m (1)	2:44.00	29.98s	32.32s
5	TELKEM JAY	9	65.0m	11.0m (1)	14.3m (0)	2:44.29	29.54s	33.25s
1	ROSA DE ORO	10	70.7m	9.1m (0)	19.5m (0)	2:44.73	30.06s	33.31s
7	ITSOKTOBEGREY	11	79.8m	18.1m (0)	26.4m (2)	2:45.43	29.90s	33.51s


Finish Position and metres gained

First Arrow shows distance gain/loss from 2nd Qtr to 3rd Qtr, Second Arrow shows distance gain/loss from 3rd Qtr to Finish
Blue arrow indicates best gain in these quarters.



800

Visual positions in race at 2nd Quarter



400

Visual positions in race at 3rd Quarter



Sectional Analysis Software
Not just form | Free Trial



RISE Digital, Harness Racing Australia nor the provider accepts any responsibility for the completeness or accuracy of any of the information contained herein, and makes no representations about its suitability for any particular purpose. Users should make their own judgements about those matters and/or seek independent advice. You assume all risks associated with use of data provided on this page

www.facebook.com/PJHarnessRacing

Gloucester Park Race 2 Distance 2130m

Tuesday, 7 January 2025


Gross Time: 2:38.00 MileRate: 1:59.40 LeadTime: 37.30s First Qtr: 31.60s Second Qtr: 30.00s Third Qtr: 29.10s Fourth Qtr: 30.00s

DATA TABLE: 800 / 400 Posi's are position from leader and (how wide the horse was at that position)

No	Horse	Plc	Mar	800 Posi	400 Posi	Time	3rd Qtr	4th Qt
11	BIG BOZZ	1	0.0m	13.3m (1)	11.2m (2)	2:38.00	28.96s	29.18s
12	STRIKE MASTER	2	1.9m	17.4m (1)	16.1m (1)	2:38.15	29.02s	28.97s
6	TAKE A HIKE	3	3.2m	0.0m (0)	0.0m (0)	2:38.25	29.10s	30.25s
3	DONT GOIN THEWATER	4	11.9m	4.4m (0)	4.6m (0)	2:38.94	29.12s	30.60s
2	LENI ROSE	5	13.1m	9.7m (1)	12.0m (1)	2:39.03	29.28s	30.15s
4	TRITTRITTBANGBANG	6	15.0m	8.0m (0)	9.5m (0)	2:39.18	29.22s	30.48s
8	HERE COMES SHARKIE	7	17.3m	5.3m (1)	6.3m (2)	2:39.36	29.18s	30.90s
5	BEALAWYER	8	19.6m	1.4m (1)	3.6m (1)	2:39.54	29.26s	31.28s
7	SPINNER OF YARNS	9	26.1m	26.3m (0)	24.5m (1)	2:40.05	29.00s	30.25s
9	TORREVEAN VELOCE	10	27.0m	21.3m (0)	26.7m (0)	2:40.12	29.52s	30.16s
1	LUKES MISTAKE	11	28.4m	13.0m (0)	17.4m (0)	2:40.23	29.44s	30.95s
10	FIREBALL FRIDAY	12	34.7m	16.9m (0)	22.3m (0)	2:40.73	29.52s	31.09s


Finish Position and metres gained

First Arrow shows distance gain/loss from 2nd Qtr to 3rd Qtr, Second Arrow shows distance gain/loss from 3rd Qtr to Finish. Blue arrow indicates best gain in these quarters.



800

Visual positions in race at 2nd Quarter



400

Visual positions in race at 3rd Quarter



Sectional Analysis Software

Not just form | Free Trial

www.facebook.com/PJHarnessRacing



RISE Digital, Harness Racing Australia nor the provider accepts any responsibility for the completeness or accuracy of any of the information contained herein, and makes no representations about its suitability for any particular purpose. Users should make their own judgements about those matters and/or seek independent advice. You assume all risks associated with use of data provided on this page

Gloucester Park Race 3 Distance 2130m

Tuesday, 7 January 2025



Gross Time: 2:36.40 MileRate: 1:58.20 LeadTime: 37.70s First Qtr: 31.10s Second Qtr: 29.60s Third Qtr: 28.60s Fourth Qtr: 29.40s

DATA TABLE: 800 / 400 Posi's are position from leader and (how wide the horse was at that position)

No	Horse	Plc	Mar	800 Posi	400 Posi	Time	3rd Qtr	4th Qt
5	TUMBLIN DICE	1	0.0m	0.0m (0)	0.0m (0)	2:36.40	28.60s	29.40s
8	HAVEYOU METTED	2	4.5m	2.5m (1)	2.3m (1)	2:36.75	28.58s	29.58s
9	ACOLTNAME DSU	3	8.9m	19.1m (1)	17.0m (1)	2:37.09	28.46s	28.86s
6	SOHO GIGOLO	4	9.1m	14.6m (2)	5.1m (2)	2:37.10	27.92s	29.74s
4	TORREVEAN AMY	5	9.2m	4.2m (0)	4.7m (0)	2:37.11	28.64s	29.77s
7	JILLIBY JAKE	6	12.5m	6.5m (1)	6.4m (1)	2:37.36	28.60s	29.90s
10	SIDSTREPO	7	15.1m	16.9m (0)	19.7m (0)	2:37.56	28.82s	29.14s
1	ZUEDE	8	16.1m	12.7m (0)	15.5m (0)	2:37.64	28.82s	29.52s
11	LUCI KANE	9	16.9m	11.0m (1)	12.8m (1)	2:37.70	28.74s	29.78s
2	AMERICAN DUTCHESS	10	22.0m	8.4m (0)	11.7m (0)	2:38.10	28.84s	30.26s

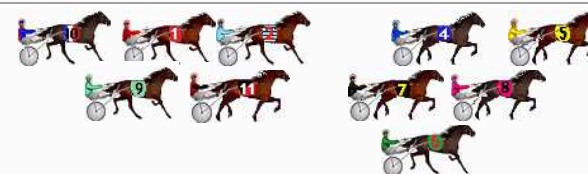
Finish Position and metres gained

First Arrow shows distance gain/loss from 2nd Qtr to 3rd Qtr,
Second Arrow shows distance gain/loss from 3rd Qtr to Finish
Blue arrow indicates best gain in these quarters.



800

Visual positions in race at 2nd Quarter



400

Visual positions in race at 3rd Quarter



Gloucester Park Race 4 Distance 2130m

Tuesday, 7 January 2025


Gross Time: 2:36.20 MileRate: 1:58.00 LeadTime: 37.20s First Qtr: 30.50s Second Qtr: 29.60s Third Qtr: 28.80s Fourth Qtr: 30.10s

DATA TABLE: 800 / 400 Posi's are position from leader and (how wide the horse was at that position)

No	Horse	Plc	Mar	800 Posi	400 Posi	Time	3rd Qtr	4th Qt
2	UNDER THE ALTA	1	0.0m	0.0m (0)	0.7m (0)	2:36.20	28.85s	30.05s
9	GREATGREAT BOULDER	2	1.4m	19.3m (1)	5.5m (3)	2:36.31	27.82s	29.81s
8	THE VAN GOGH CAMEL	3	1.5m	14.8m (1)	7.6m (2)	2:36.32	28.30s	29.66s
6	FAT LOUIE	4	3.9m	10.6m (1)	0.0m (2)	2:36.51	28.04s	30.41s
3	CHAMBRAY	5	6.7m	6.7m (1)	7.3m (1)	2:36.73	28.86s	30.09s
5	ADMIRAL DARCY	6	10.1m	13.4m (0)	12.5m (2)	2:37.00	28.76s	29.98s
10	MERAVIGLIA	7	18.8m	8.9m (0)	12.5m (1)	2:37.68	29.07s	30.67s
4	MAJOR MANHATTAN	8	22.3m	2.2m (1)	2.7m (1)	2:37.96	28.84s	31.66s
7	CRY HAVOC	9	22.9m	17.9m (0)	16.1m (0)	2:38.01	28.70s	30.73s
1	SWEET VIVIENNE	10	25.1m	4.5m (0)	7.3m (0)	2:38.18	29.01s	31.54s

Finish Position and metres gained

First Arrow shows distance gain/loss from 2nd Qtr to 3rd Qtr, Second Arrow shows distance gain/loss from 3rd Qtr to Finish
Blue arrow indicates best gain in these quarters.



800

Visual positions in race at 2nd Quarter



400

Visual positions in race at 3rd Quarter



Gloucester Park Race 5 Distance 2130m

Tuesday, 7 January 2025


Gross Time: 2:38.50 MileRate: 1:59.70 LeadTime: 38.70s First Qtr: 30.90s Second Qtr: 30.80s Third Qtr: 28.50s Fourth Qtr: 29.60s

DATA TABLE: 800 / 400 Posi's are position from leader and (how wide the horse was at that position)

No	Horse	Plc	Mar	800 Posi	400 Posi	Time	3rd Qtr	4th Qt
6	MAJOR OVERS	1	0.0m	7.6m (1)	4.7m (1)	2:38.50	28.30s	29.26s
4	MISTER LINTON	2	2.6m	11.9m (1)	8.1m (2)	2:38.70	28.24s	29.22s
8	JAXON MORGAN	3	3.8m	2.8m (1)	0.6m (1)	2:38.79	28.34s	29.85s
5	LORD PUBLISHER	4	4.3m	16.9m (1)	14.4m (1)	2:38.83	28.34s	28.89s
2	IM SPIDERMAN	5	11.8m	0.0m (0)	0.0m (0)	2:39.42	28.50s	30.52s
3	TORREVEAN PINKY	6	13.3m	8.8m (0)	9.7m (1)	2:39.53	28.58s	29.93s
7	PRIME MOVER	7	14.1m	21.2m (1)	18.9m (1)	2:39.59	28.36s	29.33s
1	THE LIGHTNING STRIKE	8	16.7m	4.5m (0)	7.8m (0)	2:39.80	28.74s	30.34s
9	SEVEN NO TRUMPS	9	35.7m	14.7m (0)	21.1m (0)	2:41.27	28.98s	30.85s

Finish Position and metres gained

First Arrow shows distance gain/loss from 2nd Qtr to 3rd Qtr, Second Arrow shows distance gain/loss from 3rd Qtr to Finish
Blue arrow indicates best gain in these quarters.



800

Visual positions in race at 2nd Quarter



400

Visual positions in race at 3rd Quarter



Gloucester Park Race 6 Distance 2130m

Tuesday, 7 January 2025


Gross Time: 2:40.70 MileRate: 2:01.40 LeadTime: 39.30s First Qtr: 31.80s Second Qtr: 30.70s Third Qtr: 28.90s Fourth Qtr: 30.00s

DATA TABLE: 800 / 400 Posi's are position from leader and (how wide the horse was at that position)

No	Horse	Plc	Mar	800 Posi	400 Posi	Time	3rd Qtr	4th Qt
5	GALVINSTON JOHN	1	0.0m	4.2m (0)	3.8m (0)	2:40.70	28.88s	29.72s
3	KINSAABI	2	4.1m	12.0m (2)	9.7m (3)	2:41.02	28.75s	29.62s
9	DRIVE LINE	3	4.5m	2.0m (1)	0.6m (1)	2:41.05	28.80s	30.31s
4	CHARLI BROWN	4	6.6m	0.0m (0)	0.0m (0)	2:41.22	28.90s	30.52s
11	EE JAY WHY	5	9.9m	13.1m (0)	19.2m (1)	2:41.48	29.36s	29.38s
2	KARAOKE STAR	6	14.5m	6.4m (1)	9.9m (1)	2:41.84	29.16s	30.42s
8	CRETACEOUS	7	16.2m	7.5m (2)	6.6m (2)	2:41.97	28.84s	30.79s
1	FOLLOW YOUR MOTHER	8	18.7m	8.9m (0)	13.1m (0)	2:42.17	29.22s	30.51s
6	VISITING HOURS	9	19.5m	10.6m (1)	14.5m (1)	2:42.23	29.20s	30.47s
7	THE REAL MIKOY	10	22.4m	14.8m (1)	21.1m (2)	2:42.46	29.38s	30.22s


Finish Position and metres gained

First Arrow shows distance gain/loss from 2nd Qtr to 3rd Qtr, Second Arrow shows distance gain/loss from 3rd Qtr to Finish
Blue arrow indicates best gain in these quarters.



800

Visual positions in race at 2nd Quarter



400

Visual positions in race at 3rd Quarter



Gloucester Park Race 7 Distance 2130m

Tuesday, 7 January 2025


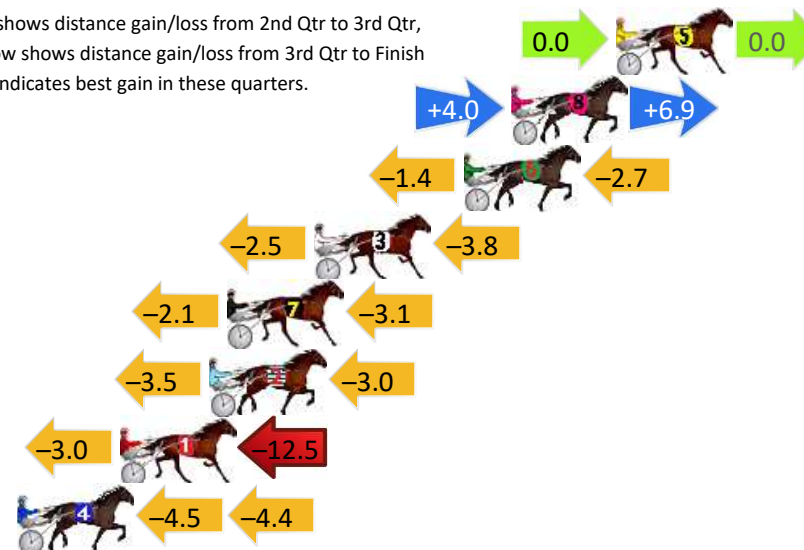
Gross Time: 2:35.70 MileRate: 1:57.60 LeadTime: 38.50s First Qtr: 30.50s Second Qtr: 30.00s Third Qtr: 27.80s Fourth Qtr: 28.90s

DATA TABLE: 800 / 400 Posi's are position from leader and (how wide the horse was at that position)

NoHorse	Plc	Mar	800 Posi	400 Posi	Time	3rd Qtr	4th Qt
5 IM LIGHTNING BANNER	1	0.0m	0.0m (0)	0.0m (0)	2:35.70	27.80s	28.90s
8 THENU CAME ALONG	2	4.2m	15.1m (1)	11.1m (2)	2:36.02	27.54s	28.43s
6 THELITTLE MASTER	3	6.1m	2.0m (1)	3.4m (1)	2:36.16	27.90s	29.12s
3 JASPERVELLABEACH	4	12.1m	5.8m (1)	8.3m (1)	2:36.62	27.98s	29.24s
7 HENGHENG	5	15.6m	10.4m (1)	12.5m (1)	2:36.88	27.96s	29.20s
2 STATE OF HEAVEN	6	16.3m	9.8m (0)	13.3m (0)	2:36.94	28.06s	29.20s
1 THE WILDCARD	7	19.9m	4.4m (0)	7.4m (0)	2:37.21	28.02s	29.89s
4 MIDDLEPAGE	8	24.0m	15.1m (0)	19.6m (0)	2:37.52	28.14s	29.34s

Finish Position and metres gained

First Arrow shows distance gain/loss from 2nd Qtr to 3rd Qtr,
Second Arrow shows distance gain/loss from 3rd Qtr to Finish
Blue arrow indicates best gain in these quarters.



800

Visual positions in race at 2nd Quarter



400

Visual positions in race at 3rd Quarter

