

Gloucester Park Race 1 Distance 2130m

Friday, 6 September 2024


Gross Time: 2:37.20 MileRate: 1:58.80 LeadTime: 38.50s First Qtr: 28.90s Second Qtr: 31.00s Third Qtr: 28.90s Fourth Qtr: 29.90s

DATA TABLE: 800 / 400 Posi's are position from leader and (how wide the horse was at that position)

No	Horse	Plc	Mar	800 Posi	400 Posi	Time	3rd Qtr	4th Qt
1	LONGREACH BAY	1	0.0m	0.0m (0)	0.0m (0)	2:37.20	28.90s	29.90s
12	ROCK ME OVER	2	1.3m	1.7m (1)	2.2m (1)	2:37.30	28.94s	29.84s
2	AMAZING AMERICAN	3	1.6m	4.2m (0)	4.1m (0)	2:37.33	28.90s	29.73s
9	FOLLOW ROCKNROLL	4	2.9m	17.5m (2)	11.3m (2)	2:37.43	28.46s	29.30s
6	LOMBO MITCHINSON	5	5.7m	5.9m (1)	6.6m (1)	2:37.65	28.96s	29.86s
10	TUX AND TAILS	6	5.9m	8.6m (0)	8.5m (0)	2:37.66	28.90s	29.74s
11	YA BETTOR FOLLOWME	7	6.8m	13.9m (1)	5.0m (2)	2:37.73	28.26s	30.07s
5	TUBBS FARQUHAR	8	7.6m	10.0m (1)	10.7m (1)	2:37.80	28.96s	29.71s
3	TORREVEAN AMY	9	9.5m	12.5m (0)	12.3m (0)	2:37.94	28.90s	29.74s
4	ALFA PRINCE	10	11.3m	18.1m (1)	15.1m (1)	2:38.09	28.70s	29.68s
8	MADDY MADDY	11	13.3m	16.4m (0)	16.4m (0)	2:38.24	28.92s	29.74s
7	PIERRE WHITBY	12	14.3m	21.7m (2)	15.1m (2)	2:38.32	28.44s	29.92s

Finish Position and metres gained

First Arrow shows distance gain/loss from 2nd Qtr to 3rd Qtr, Second Arrow shows distance gain/loss from 3rd Qtr to Finish
Blue arrow indicates best gain in these quarters.



800

Visual positions in race at 2nd Quarter



400

Visual positions in race at 3rd Quarter



Sectional Analysis Software

Not just form | Free Trial

www.facebook.com/PJHarnessRacing



RISE Digital, Harness Racing Australia nor the provider accepts any responsibility for the completeness or accuracy of any of the information contained herein, and makes no representations about its suitability for any particular purpose. Users should make their own judgements about those matters and/or seek independent advice. You assume all risks associated with use of data provided on this page

Gloucester Park Race 2 Distance 2130m

Friday, 6 September 2024


Gross Time: 2:34.70 MileRate: 1:56.90 LeadTime: 37.40s First Qtr: 30.40s Second Qtr: 29.60s Third Qtr: 28.30s Fourth Qtr: 29.00s

DATA TABLE: 800 / 400 Posi's are position from leader and (how wide the horse was at that position)

No	Horse	Plc	Mar	800 Posi	400 Posi	Time	3rd Qtr	4th Qt
3	LITTLE DARLING	1	0.0m	0.0m (0)	0.0m (0)	2:34.70	28.30s	29.00s
8	PAROQUET	2	4.6m	1.4m (1)	1.7m (1)	2:35.05	28.32s	29.23s
10	RATTLIN LILLY	3	5.5m	5.4m (2)	4.3m (2)	2:35.12	28.22s	29.11s
6	SOVRANA	4	5.9m	5.7m (1)	6.5m (1)	2:35.15	28.36s	28.99s
1	OUR LILILOU	5	7.2m	4.0m (0)	4.2m (0)	2:35.25	28.32s	29.25s
9	WONDERFUL TO FLY	6	8.0m	14.5m (1)	12.7m (2)	2:35.31	28.18s	28.70s
2	CHAMPAGNE EVERYONE	7	9.0m	8.3m (0)	8.2m (0)	2:35.38	28.30s	29.10s
5	ZEPHYRA	8	10.0m	9.7m (2)	8.5m (2)	2:35.46	28.22s	29.16s
7	BEYOND THE SEA	9	10.5m	10.0m (1)	10.7m (1)	2:35.50	28.36s	29.04s
4	WALL STREET GIRL	10	14.1m	13.1m (0)	16.9m (0)	2:35.77	28.58s	28.87s

Finish Position and metres gained

First Arrow shows distance gain/loss from 2nd Qtr to 3rd Qtr,
Second Arrow shows distance gain/loss from 3rd Qtr to Finish
Blue arrow indicates best gain in these quarters.



Visual positions in race at 2nd Quarter



Visual positions in race at 3rd Quarter



Gloucester Park Race 3 Distance 2130m

Friday, 6 September 2024

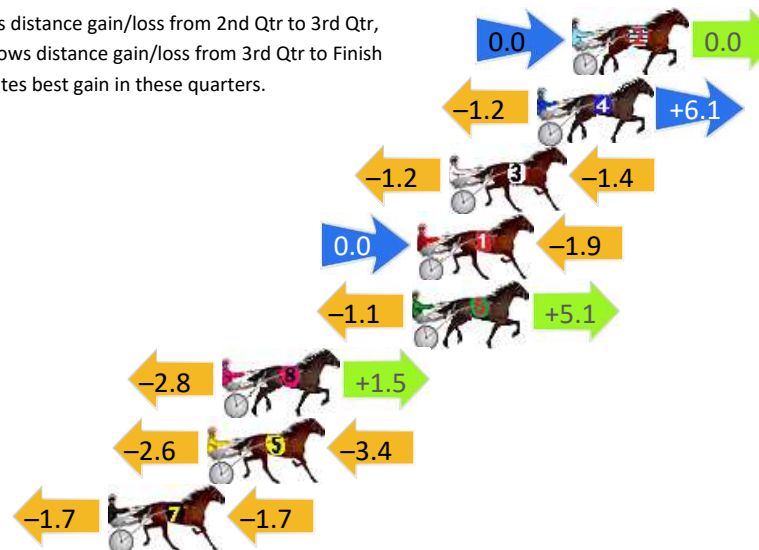
Gross Time: 2:34.00 MileRate: 1:56.30 LeadTime: 38.30s First Qtr: 30.30s Second Qtr: 29.20s Third Qtr: 28.00s Fourth Qtr: 28.20s

DATA TABLE: 800 / 400 Posi's are position from leader and (how wide the horse was at that position)

NoHorse	Plc	Mar	800 Posi	400 Posi	Time	3rd Qtr	4th Qt
2 ARMA XFACTOR	1	0.0m	0.0m (0)	0.0m (0)	2:34.00	28.00s	28.20s
4 THE MIKI TAKER	2	1.4m	6.3m (1)	7.5m (1)	2:34.10	28.08s	27.78s
3 OTIS	3	4.9m	2.3m (1)	3.5m (1)	2:34.36	28.08s	28.32s
1 TWOBOB CRACKER	4	6.2m	4.3m (0)	4.3m (0)	2:34.46	28.00s	28.36s
6 ARMA EINSTEIN	5	6.4m	10.4m (1)	11.5m (1)	2:34.47	28.08s	27.87s
8 MIDDLEPAGE	6	14.0m	12.7m (0)	15.5m (0)	2:35.04	28.20s	28.16s
5 ELDAYTONA	7	14.6m	8.6m (0)	11.2m (0)	2:35.08	28.18s	28.50s
7 MEDIEVAL MAN	8	18.6m	15.2m (1)	16.9m (1)	2:35.38	28.12s	28.40s

Finish Position and metres gained

First Arrow shows distance gain/loss from 2nd Qtr to 3rd Qtr, Second Arrow shows distance gain/loss from 3rd Qtr to Finish
Blue arrow indicates best gain in these quarters.



8
0
0

Visual positions in race at 2nd Quarter



4
0
0

Visual positions in race at 3rd Quarter



Gloucester Park Race 4 Distance 2130m

Friday, 6 September 2024


Gross Time: 2:32.80 MileRate: 1:55.50 LeadTime: 35.90s First Qtr: 31.50s Second Qtr: 28.50s Third Qtr: 28.40s Fourth Qtr: 28.50s

DATA TABLE: 800 / 400 Posi's are position from leader and (how wide the horse was at that position)

No	Horse	Plc	Mar	800 Posi	400 Posi	Time	3rd Qtr	4th Qt
4	WATER LOU	1	0.0m	0.3m (0)	0.0m (0)	2:32.80	28.38s	28.50s
1	COPY CAT QUEEN	2	3.1m	4.8m (0)	4.0m (0)	2:33.03	28.34s	28.45s
7	LION QUEEN	3	7.2m	0.0m (2)	1.5m (1)	2:33.34	28.50s	28.93s
10	ATLANTIC GEM	4	8.6m	9.4m (0)	8.2m (0)	2:33.44	28.32s	28.56s
3	XCEPTIONAL ARMA	5	11.0m	7.4m (1)	10.5m (1)	2:33.62	28.62s	28.58s
6	NASE VIRA	6	12.2m	3.1m (1)	6.0m (1)	2:33.71	28.60s	28.99s
5	I CROSS MY HEART	7	23.1m	15.6m (1)	14.8m (2)	2:34.53	28.34s	29.19s
8	MISS HEPBURN	8	23.3m	19.6m (1)	18.7m (1)	2:34.54	28.34s	28.92s
12	SUGAR DELIGHT	9	25.1m	11.9m (1)	11.1m (2)	2:34.68	28.34s	29.59s
2	WORLD SECRET	10	29.9m	6.2m (2)	6.6m (2)	2:35.04	28.42s	30.27s
11	HEARTOFAHLIA	11	30.5m	13.6m (0)	15.0m (0)	2:35.08	28.50s	29.72s
9	LOCH TAY	12	40.9m	17.9m (0)	14.7m (1)	2:35.86	28.18s	30.52s

Finish Position and metres gained

First Arrow shows distance gain/loss from 2nd Qtr to 3rd Qtr, Second Arrow shows distance gain/loss from 3rd Qtr to Finish
Blue arrow indicates best gain in these quarters.



800

Visual positions in race at 2nd Quarter



400

Visual positions in race at 3rd Quarter



Gloucester Park Race 5 Distance 2130m

Friday, 6 September 2024


Gross Time: 2:34.80 MileRate: 1:56.90 LeadTime: 37.30s First Qtr: 28.40s Second Qtr: 30.90s Third Qtr: 28.70s Fourth Qtr: 29.50s

DATA TABLE: 800 / 400 Posi's are position from leader and (how wide the horse was at that position)

No	Horse	Plc	Mar	800 Posi	400 Posi	Time	3rd Qtr	4th Qt
4	BET THE HOUSE	1	0.0m	2.3m (2)	3.4m (1)	2:34.80	28.78s	29.26s
2	WAVERIDER	2	0.5m	0.0m (0)	0.0m (0)	2:34.84	28.70s	29.54s
10	ROX THE WORLD	3	1.4m	8.7m (0)	10.0m (0)	2:34.91	28.80s	28.89s
11	IDEAL MUSCLE	4	1.8m	10.9m (1)	15.0m (2)	2:34.94	29.00s	28.56s
1	CABERNEIGH	5	2.1m	4.5m (0)	5.5m (0)	2:34.96	28.78s	29.26s
12	MIKI MADE MONTY	6	2.3m	13.2m (0)	14.1m (0)	2:34.98	28.78s	28.66s
5	WORLDS ABOVE	7	6.0m	10.7m (2)	11.1m (2)	2:35.26	28.74s	29.16s
9	PETES HONOUR	8	8.9m	19.9m (0)	20.5m (0)	2:35.49	28.76s	28.71s
7	BLAZE AWAY	9	14.5m	6.5m (2)	8.1m (1)	2:35.92	28.82s	30.04s
6	ATLAS THE TITAN	10	23.2m	2.5m (1)	12.5m (1)	2:36.59	29.42s	30.39s
3	ARIONROCK	11	28.9m	7.0m (1)	17.5m (1)	2:37.04	29.46s	30.47s
8	MAXIMUM ROCK	12	54.9m	15.4m (1)	35.1m (1)	2:39.05	30.14s	31.20s

Finish Position and metres gained

First Arrow shows distance gain/loss from 2nd Qtr to 3rd Qtr, Second Arrow shows distance gain/loss from 3rd Qtr to Finish. Blue arrow indicates best gain in these quarters.



800

Visual positions in race at 2nd Quarter



400

Visual positions in race at 3rd Quarter



Gloucester Park Race 6 Distance 2130m

Friday, 6 September 2024

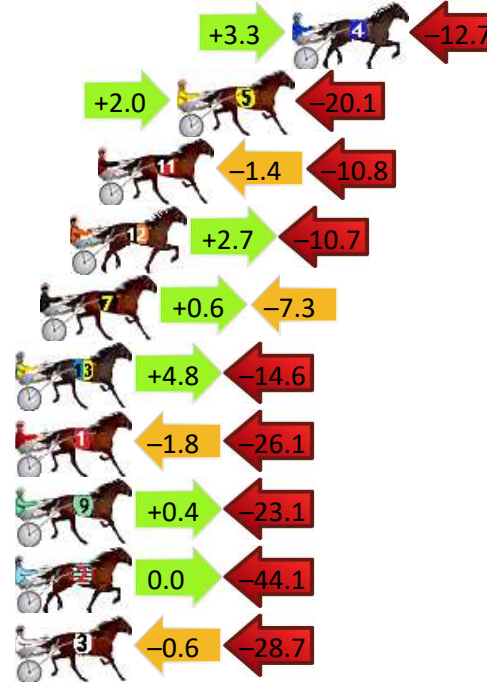
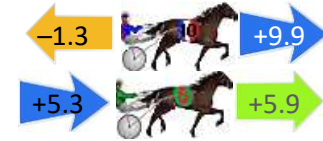
Gross Time: 2:34.50 MileRate: 1:56.80 LeadTime: 36.60s First Qtr: 30.00s Second Qtr: 28.90s Third Qtr: 29.80s Fourth Qtr: 29.20s

DATA TABLE: 800 / 400 Posi's are position from leader and (how wide the horse was at that position)

No	Horse	Plc	Mar	800 Posi	400 Posi	Time	3rd Qtr	4th Qt
10	REINETTE	1	0.0m	8.6m (0)	9.9m (1)	2:34.50	29.90s	28.48s
6	COPPER HEAD LADY	2	0.2m	11.4m (1)	6.1m (3)	2:34.52	29.43s	28.77s
4	BULL SHARK BETTY	3	16.9m	7.5m (1)	4.2m (2)	2:35.79	29.56s	30.19s
5	ISEEUBABY	4	21.5m	3.4m (1)	1.4m (1)	2:36.15	29.66s	30.74s
11	JAXS IDEAL	5	24.7m	12.5m (0)	13.9m (1)	2:36.39	29.92s	30.07s
12	SWIFTIE	6	25.8m	17.8m (0)	15.1m (2)	2:36.48	29.62s	30.07s
7	RUBY LOU	7	27.0m	20.3m (1)	19.7m (2)	2:36.57	29.78s	29.83s
13	WICKED LOVER	8	31.5m	21.7m (0)	16.9m (0)	2:36.91	29.48s	30.37s
1	RUBY LOVERA	9	32.4m	4.5m (0)	6.3m (0)	2:36.98	29.94s	31.22s
9	BETTAGETONPIP	10	43.6m	20.9m (2)	20.5m (4)	2:37.84	29.80s	31.04s
2	WINTER WONDER	11	44.1m	0.0m (0)	0.0m (0)	2:37.88	29.80s	32.58s
3	SHES ALL GO	12	45.2m	15.9m (1)	16.5m (3)	2:37.96	29.87s	31.46s


Finish Position and metres gained

First Arrow shows distance gain/loss from 2nd Qtr to 3rd Qtr, Second Arrow shows distance gain/loss from 3rd Qtr to Finish. Blue arrow indicates best gain in these quarters.



800

Visual positions in race at 2nd Quarter



400

Visual positions in race at 400m Quarter



Powered by **PJ Harness Analyser**

Sectional Analysis Software

Not just form | Free Trial

www.facebook.com/PJHarnessRacing



RISE Digital, Harness Racing Australia nor the provider accepts any responsibility for the completeness or accuracy of any of the information contained herein, and makes no representations about its suitability for any particular purpose. Users should make their own judgements about those matters and/or seek independent advice. You assume all risks associated with use of data provided on this page

Gloucester Park Race 7 Distance 2130m

Friday, 6 September 2024


Gross Time: 2:36.20 MileRate: 1:58.00 LeadTime: 36.80s First Qtr: 30.20s Second Qtr: 29.70s Third Qtr: 29.60s Fourth Qtr: 29.90s

DATA TABLE: 800 / 400 Posi's are position from leader and (how wide the horse was at that position)

No	Horse	Plc	Mar	800 Posi	400 Posi	Time	3rd Qtr	4th Qt
9	BELLY UP	1	0.0m	20.4m (0)	19.5m (2)	2:36.20	29.54s	28.46s
10	CAPTAIN STIRLING	2	0.8m	4.1m (0)	4.1m (2)	2:36.26	29.60s	29.66s
3	PAINT THE PALETTE	3	2.2m	0.0m (1)	0.0m (1)	2:36.37	29.60s	30.07s
13	LAKE PICHOLA	4	4.6m	12.5m (1)	8.4m (2)	2:36.56	29.30s	29.64s
7	LAST HARD COPY	5	6.3m	16.3m (1)	10.4m (3)	2:36.69	29.17s	29.63s
1	NOBLE THORONDOR	6	11.9m	0.0m (0)	0.8m (0)	2:37.13	29.66s	30.77s
8	MAJOR DARLING	7	12.1m	12.0m (0)	11.3m (0)	2:37.15	29.56s	30.01s
6	HOLD THE AMMO	8	14.2m	20.4m (1)	13.8m (2)	2:37.31	29.12s	29.99s
2	CONTROL THE ROOM	9	17.0m	4.4m (1)	7.6m (0)	2:37.53	29.84s	30.67s
11	BEATITLIKEBECA	10	19.7m	8.2m (0)	9.2m (1)	2:37.74	29.68s	30.76s
5	ROCKY MAGUIRE	11	23.6m	16.0m (0)	15.9m (0)	2:38.05	29.60s	30.57s
4	IT IS CRUNCH TIME	12	31.8m	8.4m (1)	5.5m (3)	2:38.69	29.38s	31.99s

Finish Position and metres gained

First Arrow shows distance gain/loss from 2nd Qtr to 3rd Qtr, Second Arrow shows distance gain/loss from 3rd Qtr to Finish. Blue arrow indicates best gain in these quarters.



800

Visual positions in race at 2nd Quarter



400

Visual positions in race at 3rd Quarter



Sectional Analysis Software

Not just form | Free Trial

www.facebook.com/PJHarnessRacing



RISE Digital, Harness Racing Australia nor the provider accepts any responsibility for the completeness or accuracy of any of the information contained herein, and makes no representations about its suitability for any particular purpose. Users should make their own judgements about those matters and/or seek independent advice. You assume all risks associated with use of data provided on this page

Gloucester Park Race 8 Distance 2130m

Friday, 6 September 2024


Gross Time: 2:34.40 MileRate: 1:56.70 LeadTime: 37.50s First Qtr: 30.60s Second Qtr: 29.40s Third Qtr: 28.00s Fourth Qtr: 28.90s

DATA TABLE: 800 / 400 Posi's are position from leader and (how wide the horse was at that position)

NoHorse	Plc	Mar	800 Posi	400 Posi	Time	3rd Qtr	4th Qt
4 SKYLORD	1	0.0m	10.1m (1)	11.0m (1)	2:34.40	28.08s	28.12s
5 FLYING RUMOUR	2	1.9m	14.1m (0)	14.1m (0)	2:34.54	28.02s	28.05s
7 GOODFELLAZ	3	5.9m	1.2m (1)	0.0m (1)	2:34.85	27.92s	29.35s
3 PAUL EDWARD	4	6.6m	4.3m (0)	5.4m (0)	2:34.90	28.08s	29.02s
2 CROWD CONTROL	5	9.1m	6.0m (1)	6.8m (1)	2:35.09	28.06s	29.11s
8 ROCKNROLL ELLIOT	6	10.9m	9.2m (0)	9.6m (0)	2:35.23	28.04s	29.05s
1 INFINITE SIGN	7	17.4m	0.0m (0)	1.1m (0)	2:35.72	28.08s	30.14s
6 ALL IS WELL	8	18.4m	15.2m (1)	19.8m (1)	2:35.80	28.34s	28.90s

Finish Position and metres gained

First Arrow shows distance gain/loss from 2nd Qtr to 3rd Qtr,
Second Arrow shows distance gain/loss from 3rd Qtr to Finish
Blue arrow indicates best gain in these quarters.



8
0
0

Visual positions in race at 2nd Quarter



4
0
0

Visual positions in race at 3rd Quarter



Gloucester Park Race 9 Distance 2130m

Friday, 6 September 2024

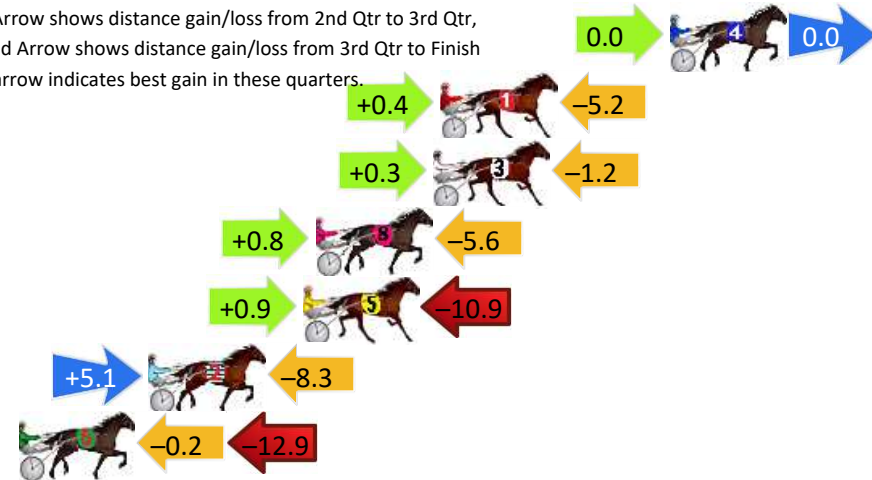
Gross Time: 2:36.80 MileRate: 1:58.50 LeadTime: 37.80s First Qtr: 31.60s Second Qtr: 31.10s Third Qtr: 29.10s Fourth Qtr: 27.20s

DATA TABLE: 800 / 400 Posi's are position from leader and (how wide the horse was at that position)

No	Horse	Plc	Mar	800 Posi	400 Posi	Time	3rd Qtr	4th Qt
4	LOUIE DIOR	1	0.0m	0.0m (0)	0.0m (0)	2:36.80	29.10s	27.20s
1	MARBEECHSAM	2	9.2m	4.4m (0)	4.0m (0)	2:37.46	29.06s	27.58s
3	NAME IN LIGHTS	3	9.5m	8.6m (0)	8.3m (0)	2:37.48	29.06s	27.30s
8	LOUCID DREAMS	4	14.2m	9.4m (1)	8.6m (1)	2:37.82	29.02s	27.61s
5	MAJOR FREEWAY	5	14.7m	4.7m (1)	3.8m (1)	2:37.85	29.02s	27.99s
2	TANTABIDDI	6	20.9m	17.7m (0)	12.6m (0)	2:38.30	28.70s	27.82s
6	CHASING HILL	7	26.1m	13.0m (0)	13.2m (1)	2:38.67	29.08s	28.15s

Finish Position and metres gained

First Arrow shows distance gain/loss from 2nd Qtr to 3rd Qtr, Second Arrow shows distance gain/loss from 3rd Qtr to Finish
Blue arrow indicates best gain in these quarters.



8
0
0

Visual positions in race at 2nd Quarter



4
0
0

Visual positions in race at 3rd Quarter



Gloucester Park Race 10 Distance 2130m

Friday, 6 September 2024

Gross Time: 2:37.80 MileRate: 1:59.20 LeadTime: 38.60s First Qtr: 31.40s Second Qtr: 29.40s Third Qtr: 29.10s Fourth Qtr: 29.30s

DATA TABLE: 800 / 400 Posi's are position from leader and (how wide the horse was at that position)

NoHorse	Plc	Mar	800 Posi	400 Posi	Time	3rd Qtr	4th Qt
7 RELATIVELY ARMA	1	0.0m	0.0m (0)	0.0m (0)	2:37.80	29.10s	29.30s
4 REELEM INN	2	2.7m	3.9m (0)	3.9m (0)	2:38.01	29.10s	29.23s
9 BAZAAR PACKAGE	3	5.7m	3.1m (1)	3.6m (1)	2:38.24	29.14s	29.48s
2 STELLAR EDITION	4	8.6m	6.6m (1)	7.5m (1)	2:38.46	29.16s	29.42s
1 CONTROL QUEEN	5	12.6m	8.9m (0)	9.9m (0)	2:38.77	29.18s	29.55s
8 ROCK ROSIE ROCK	6	13.2m	10.8m (1)	11.9m (1)	2:38.81	29.18s	29.45s
6 STATE MY CASE	7	14.3m	16.9m (0)	19.8m (0)	2:38.90	29.32s	28.96s
3 COOPERS IDEAL	8	17.2m	13.0m (0)	14.6m (0)	2:39.12	29.22s	29.56s
5 COPY OF PARIS	8	17.2m	15.2m (1)	16.6m (1)	2:39.12	29.20s	29.42s

Finish Position and metres gained

First Arrow shows distance gain/loss from 2nd Qtr to 3rd Qtr,
Second Arrow shows distance gain/loss from 3rd Qtr to Finish
Blue arrow indicates best gain in these quarters.



800

Visual positions in race at 2nd Quarter



400

Visual positions in race at 3rd Quarter

