

# Gloucester Park Race 1 Distance 2130m

Tuesday, 6 May 2025


Gross Time: 2:38.30 MileRate: 1:59.60 LeadTime: 37.10s First Qtr: 30.90s Second Qtr: 31.50s Third Qtr: 29.50s Fourth Qtr: 29.30s

DATA TABLE: 800 / 400 Posi's are position from leader and (how wide the horse was at that position)

No	Horse	Plc	Mar	800 Posi	400 Posi	Time	3rd Qtr	4th Qt
12	Vintage Blu	1	0.0m	6.8m (2)	6.6m (3)	2:38.30	29.48s	28.82s
1	Zuede	2	4.3m	10.4m (0)	8.5m (0)	2:38.63	29.36s	29.01s
8	Alfredi	3	5.0m	0.0m (1)	0.0m (1)	2:38.68	29.50s	29.68s
10	Rockin The Trend	4	7.8m	14.2m (0)	12.3m (0)	2:38.90	29.36s	29.00s
3	Bonstar	5	7.9m	6.0m (0)	4.4m (0)	2:38.91	29.38s	29.59s
2	Sonic Seelster	6	8.6m	1.9m (0)	0.0m (0)	2:38.96	29.36s	29.96s
7	You Fly With Me	7	12.1m	18.6m (0)	17.0m (0)	2:39.23	29.38s	28.99s
4	Big Bozz	8	13.0m	12.8m (1)	14.0m (1)	2:39.30	29.58s	29.28s
5	Jamie Kim	9	13.1m	9.0m (1)	10.4m (1)	2:39.31	29.60s	29.54s
9	Sonic Chip	10	27.7m	2.7m (2)	3.1m (2)	2:40.43	29.52s	31.20s
6	Adda Lucky Boy	11	29.8m	4.6m (1)	6.1m (1)	2:40.59	29.60s	31.15s
11	Low Flyin	12	31.8m	11.2m (2)	11.6m (2)	2:40.74	29.52s	30.90s

## Finish Position and metres gained

First Arrow shows distance gain/loss from 2nd Qtr to 3rd Qtr, Second Arrow shows distance gain/loss from 3rd Qtr to Finish  
Blue arrow indicates best gain in these quarters.



800

Visual positions in race at 2nd Quarter



400

Visual positions in race at 3rd Quarter



Powered by **PJ Harness Analyser**

Sectional Analysis Software

Not just form | Free Trial

[www.facebook.com/PJHarnessRacing](http://www.facebook.com/PJHarnessRacing)



RISE Digital, Harness Racing Australia nor the provider accepts any responsibility for the completeness or accuracy of any of the information contained herein, and makes no representations about its suitability for any particular purpose. Users should make their own judgements about those matters and/or seek independent advice. You assume all risks associated with use of data provided on this page

# Gloucester Park Race 2 Distance 2130m

Tuesday, 6 May 2025

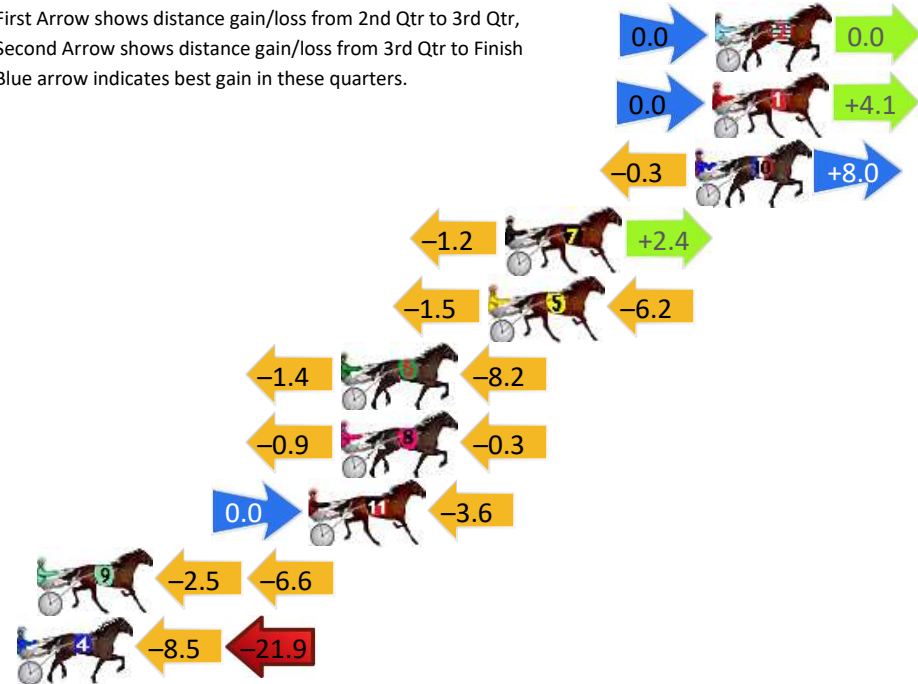
Gross Time: 2:36.10 MileRate: 1:57.90 LeadTime: 38.40s First Qtr: 31.00s Second Qtr: 29.70s Third Qtr: 28.50s Fourth Qtr: 28.50s

DATA TABLE: 800 / 400 Posi's are position from leader and (how wide the horse was at that position)

No	Horse	Plc	Mar	800 Posi	400 Posi	Time	3rd Qtr	4th Qt
2	Reinette	1	0.0m	0.0m (0)	0.0m (0)	2:36.10	28.50s	28.50s
1	Poppyonthebeach	2	0.1m	4.2m (0)	4.2m (0)	2:36.11	28.50s	28.21s
10	Ruby Lou	3	0.8m	8.5m (0)	8.8m (0)	2:36.16	28.52s	27.94s
7	Shecanplay	4	8.4m	9.6m (1)	10.8m (1)	2:36.73	28.58s	28.37s
5	Our Rich Cargo	5	9.1m	1.4m (1)	2.9m (1)	2:36.78	28.60s	28.98s
6	Ruia	6	15.0m	5.4m (1)	6.8m (1)	2:37.22	28.60s	29.14s
8	Repossession	7	15.0m	13.8m (1)	14.7m (1)	2:37.22	28.56s	28.58s
11	Poppys Last Dance	8	16.3m	12.7m (0)	12.7m (0)	2:37.32	28.50s	28.82s
9	Shes All Go	9	27.2m	18.1m (1)	20.6m (1)	2:38.14	28.68s	29.07s
4	Money Well Spent	10	47.9m	17.5m (0)	26.0m (0)	2:39.69	29.10s	30.25s

## Finish Position and metres gained

First Arrow shows distance gain/loss from 2nd Qtr to 3rd Qtr, Second Arrow shows distance gain/loss from 3rd Qtr to Finish  
Blue arrow indicates best gain in these quarters.



800

Visual positions in race at 2nd Quarter



400

Visual positions in race at 3rd Quarter



# Gloucester Park Race 3 Distance 2130m

Tuesday, 6 May 2025

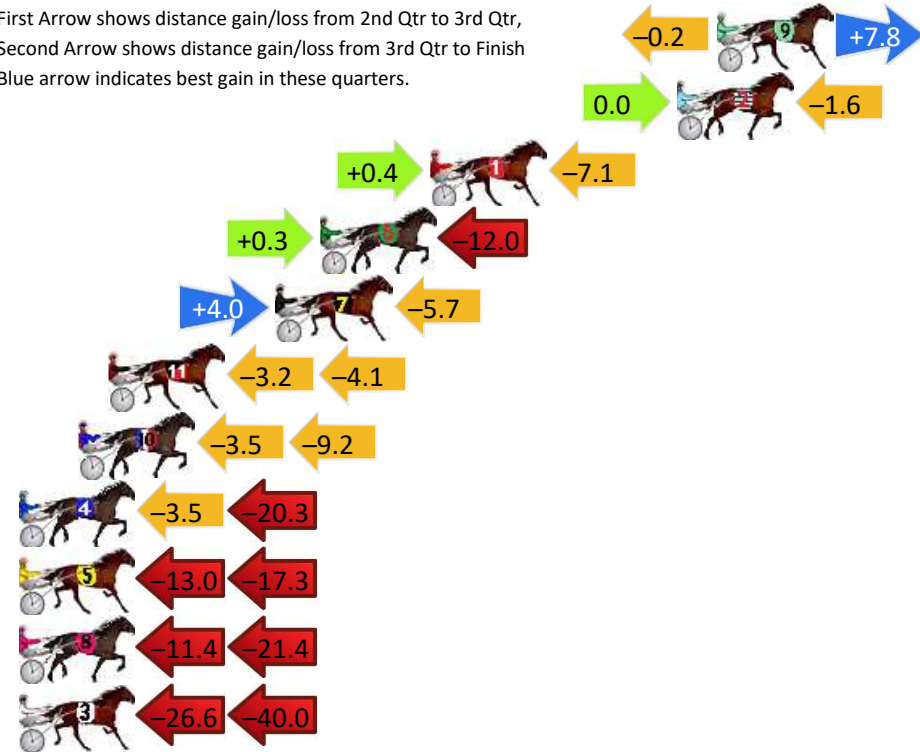
Gross Time: 2:35.30 MileRate: 1:57.30 LeadTime: 37.10s First Qtr: 30.00s Second Qtr: 30.20s Third Qtr: 28.70s Fourth Qtr: 29.30s

DATA TABLE: 800 / 400 Posi's are position from leader and (how wide the horse was at that position)

No	Horse	Plc	Mar	800 Posi	400 Posi	Time	3rd Qtr	4th Qt
9	Ruby Lovera	1	0.0m	7.6m (2)	7.8m (2)	2:35.30	28.72s	28.74s
2	Wicked Lover	2	1.6m	0.0m (0)	0.0m (0)	2:35.42	28.70s	29.42s
1	Head Office	3	11.5m	4.8m (0)	4.4m (0)	2:36.18	28.68s	29.86s
6	Delulu	4	15.9m	4.2m (1)	3.9m (1)	2:36.52	28.68s	30.24s
7	Gelsomino Amal	5	17.7m	16.0m (2)	12.0m (1)	2:36.66	28.42s	29.80s
11	Sukhovey Windchime	6	24.4m	17.1m (0)	20.3m (1)	2:37.17	28.94s	29.71s
10	Our Seraphina	7	25.6m	12.9m (0)	16.4m (1)	2:37.27	28.96s	30.09s
4	Fly She Can	8	32.8m	9.0m (0)	12.5m (0)	2:37.82	28.96s	30.92s
5	Icanplay	9	45.4m	15.1m (1)	28.1m (1)	2:38.79	29.64s	30.77s
8	Follow Your Mother	10	54.1m	21.3m (0)	32.7m (0)	2:39.46	29.54s	31.10s
3	Ruby Treasure	11	77.5m	10.9m (1)	37.5m (1)	2:41.26	30.62s	32.55s


## Finish Position and metres gained

First Arrow shows distance gain/loss from 2nd Qtr to 3rd Qtr, Second Arrow shows distance gain/loss from 3rd Qtr to Finish  
Blue arrow indicates best gain in these quarters.



800

Visual positions in race at 2nd Quarter



400

Visual positions in race at 3rd Quarter



Sectional Analysis Software  
Not just form | Free Trial



www.facebook.com/PJHarnessRacing

RISE Digital, Harness Racing Australia nor the provider accepts any responsibility for the completeness or accuracy of any of the information contained herein, and makes no representations about its suitability for any particular purpose. Users should make their own judgements about those matters and/or seek independent advice. You assume all risks associated with use of data provided on this page



# Gloucester Park Race 4 Distance 2130m

Tuesday, 6 May 2025

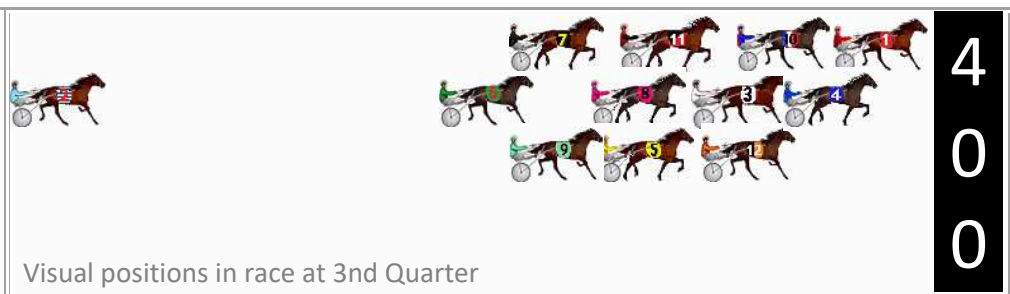


Gross Time: 2:35.60 MileRate: 1:57.60 LeadTime: 38.10s First Qtr: 29.70s Second Qtr: 29.40s Third Qtr: 29.10s Fourth Qtr: 29.30s

DATA TABLE: 800 / 400 Posi's are position from leader and (how wide the horse was at that position)

No	Horse	Plc	Mar	800 Posi	400 Posi	Time	3rd Qtr	4th Qt
10	Codename Marcus	1	0.0m	4.2m (0)	3.9m (0)	2:35.60	29.08s	29.02s
9	Petes Honour	2	4.5m	26.8m (0)	13.0m (2)	2:35.95	28.11s	28.70s
12	Swagger Man	3	7.1m	11.3m (1)	5.3m (2)	2:36.15	28.66s	29.46s
7	Overjoyed	4	9.8m	19.6m (0)	13.0m (0)	2:36.35	28.62s	29.11s
1	World Secret	5	10.5m	0.0m (0)	0.0m (0)	2:36.41	29.10s	30.11s
5	Im Lord Logan	6	14.1m	20.7m (1)	9.4m (2)	2:36.68	28.28s	29.70s
3	Franco Mecca	7	16.5m	5.0m (1)	5.7m (1)	2:36.87	29.15s	30.16s
11	Elwaddell	8	17.2m	10.2m (0)	8.6m (0)	2:36.92	28.98s	30.00s
8	Sweet Ivy	9	18.0m	16.0m (1)	9.7m (1)	2:36.98	28.64s	29.98s
4	Sista Sammy	10	20.0m	0.6m (1)	2.0m (1)	2:37.14	29.20s	30.69s
6	Chillin	11	20.2m	24.3m (2)	15.8m (1)	2:37.15	28.48s	29.71s
2	On The Back Foot	12	68.9m	19.1m (2)	44.1m (1)	2:40.89	30.92s	31.39s

## Finish Position and metres gained

First Arrow shows distance gain/loss from 2nd Qtr to 3rd Qtr, Second Arrow shows distance gain/loss from 3rd Qtr to Finish  
Blue arrow indicates best gain in these quarters.



# Gloucester Park Race 5 Distance 2130m

Tuesday, 6 May 2025


Gross Time: 2:38.10 MileRate: 1:59.50 LeadTime: 38.20s First Qtr: 31.70s Second Qtr: 29.70s Third Qtr: 28.40s Fourth Qtr: 30.10s

DATA TABLE: 800 / 400 Posi's are position from leader and (how wide the horse was at that position)

No	Horse	Plc	Mar	800 Posi	400 Posi	Time	3rd Qtr	4th Qt
11	Apologize	1	0.0m	8.5m (1)	8.5m (3)	2:38.10	28.42s	29.48s
5	Lukes Mistake	2	0.1m	0.0m (1)	0.0m (1)	2:38.11	28.40s	30.11s
10	Doctor Steve	3	13.1m	5.7m (0)	8.0m (0)	2:39.13	28.58s	30.55s
3	Rodger James	4	13.8m	10.2m (0)	12.6m (1)	2:39.19	28.60s	30.27s
1	This Time Jacko	5	14.6m	1.4m (0)	3.6m (0)	2:39.25	28.56s	30.99s
7	Isaidboo	6	19.4m	14.5m (0)	15.4m (0)	2:39.63	28.50s	30.51s
4	Carmela Domenica	7	19.9m	18.4m (0)	20.3m (0)	2:39.67	28.58s	30.19s
6	Pacific Eagle	8	21.4m	14.2m (1)	17.4m (2)	2:39.79	28.66s	30.52s
8	Straunys Sister	9	21.9m	9.4m (2)	22.0m (1)	2:39.83	29.34s	30.22s
2	Fireball Friday	10	27.1m	4.3m (1)	11.3m (2)	2:40.24	28.92s	31.41s

## Finish Position and metres gained

First Arrow shows distance gain/loss from 2nd Qtr to 3rd Qtr, Second Arrow shows distance gain/loss from 3rd Qtr to Finish  
Blue arrow indicates best gain in these quarters.



800

Visual positions in race at 2nd Quarter



400

Visual positions in race at 3rd Quarter



# Gloucester Park Race 6 Distance 2503m

Tuesday, 6 May 2025

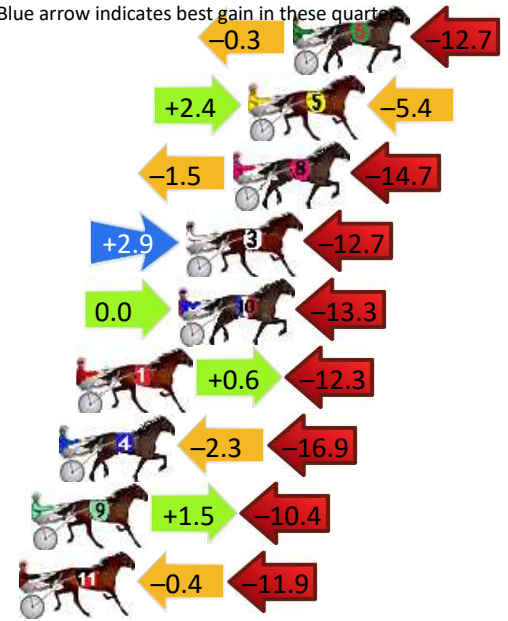
Gross Time: 3:14.50 MileRate: 2:05.10 LeadTime: 75.30s First Qtr: 31.60s Second Qtr: 31.10s Third Qtr: 28.10s Fourth Qtr: 28.40s

DATA TABLE: 800 / 400 Posi's are position from leader and (how wide the horse was at that position)

No	Horse	Plc	Mar	800 Posi	400 Posi	Time	3rd Qtr	4th Qt
2	Gee Smith	1	0.0m	0.0m (0)	0.0m (0)	3:14.50	28.10s	28.40s
6	Sun And Sand	2	17.0m	4.0m (0)	4.3m (0)	3:15.77	28.12s	29.37s
5	Gota Good Warhol	3	18.8m	15.8m (1)	13.4m (1)	3:15.90	27.94s	28.86s
8	Mega Mach	4	19.4m	3.2m (1)	4.7m (1)	3:15.95	28.21s	29.52s
3	Betterthan Secret	5	21.3m	11.5m (1)	8.6m (1)	3:16.09	27.90s	29.39s
10	Del Bocavista Bay	6	21.6m	8.3m (0)	8.3m (0)	3:16.11	28.10s	29.43s
1	Tempt The Stars	7	25.7m	14.0m (0)	13.4m (0)	3:16.42	28.06s	29.38s
4	Dee Jays Big Boy	8	26.4m	7.2m (1)	9.5m (2)	3:16.47	28.26s	29.71s
9	Codename Elliot	9	27.5m	18.6m (0)	17.1m (0)	3:16.55	28.00s	29.25s
11	Heavenly Bliss	10	35.8m	23.5m (0)	23.9m (0)	3:17.17	28.14s	29.39s

## Finish Position and metres gained

First Arrow shows distance gain/loss from 2nd Qtr to 3rd Qtr, Second Arrow shows distance gain/loss from 3rd Qtr to Finish  
Blue arrow indicates best gain in these quarters



800

Visual positions in race at 2nd Quarter



400

Visual positions in race at 3rd Quarter



# Gloucester Park Race 7 Distance 1730m

Tuesday, 6 May 2025

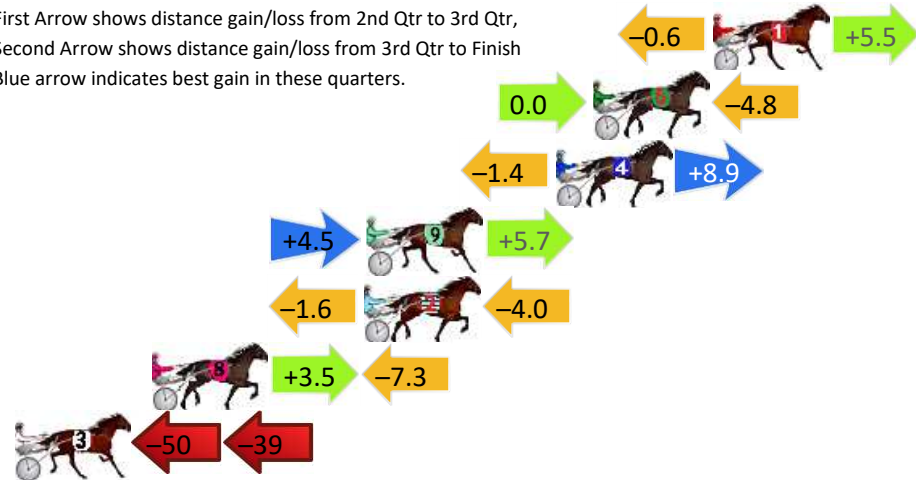
Gross Time: 2:07.50 MileRate: 1:58.60 LeadTime: 7.80s First Qtr: 28.30s Second Qtr: 33.10s Third Qtr: 29.70s Fourth Qtr: 28.60s

DATA TABLE: 800 / 400 Posi's are position from leader and (how wide the horse was at that position)

No	Horse	Plc	Mar	800 Posi	400 Posi	Time	3rd Qtr	4th Qt
1	Im Category Five	1	0.0m	4.9m (0)	5.5m (0)	2:07.50	29.74s	28.20s
6	Gentlemen's Promise	2	4.8m	0.0m (0)	0.0m (0)	2:07.86	29.70s	28.96s
4	Chrysostom	3	6.3m	13.8m (0)	15.2m (0)	2:07.97	29.78s	27.97s
9	Star Aristocrat	4	13.9m	24.1m (1)	19.6m (1)	2:08.54	29.34s	28.22s
2	Our Blue Diamond	5	14.0m	8.4m (1)	10.0m (1)	2:08.55	29.80s	28.93s
8	Shoobetcha	6	22.5m	18.7m (0)	15.2m (1)	2:09.19	29.42s	29.19s
3	McWeeks	7	113.7m	25.5m (0)	75.4m (0)	2:16.04	33.28s	31.68s

## Finish Position and metres gained

First Arrow shows distance gain/loss from 2nd Qtr to 3rd Qtr,  
Second Arrow shows distance gain/loss from 3rd Qtr to Finish  
Blue arrow indicates best gain in these quarters.



800

Visual positions in race at 2nd Quarter



400

Visual positions in race at 3rd Quarter





# Gloucester Park Race 8 Distance 2130m

Tuesday, 6 May 2025

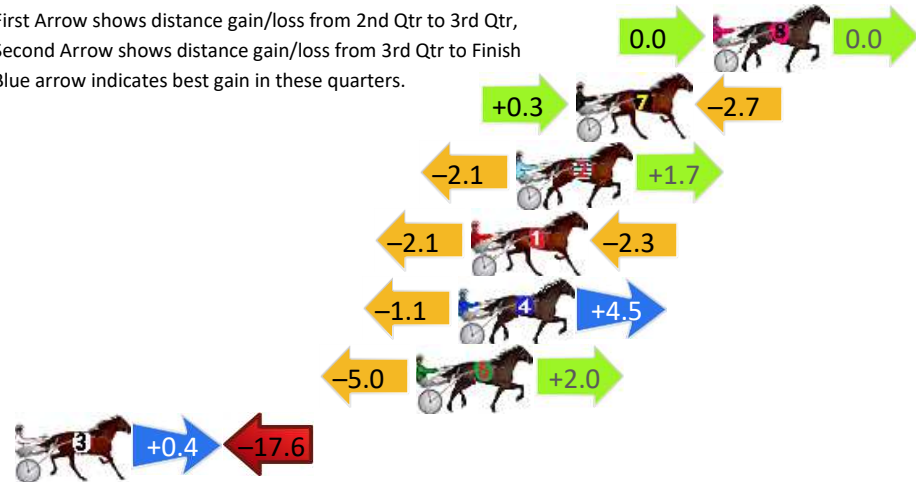
Gross Time: 2:46.30 MileRate: 2:05.60 LeadTime: 39.80s First Qtr: 34.30s Second Qtr: 33.20s Third Qtr: 29.10s Fourth Qtr: 29.90s

DATA TABLE: 800 / 400 Posi's are position from leader and (how wide the horse was at that position)

No	Horse	Plc	Mar	800 Posi	400 Posi	Time	3rd Qtr	4th Qt
8	World Of Rock	1	0.0m	0.0m (0)	0.0m (0)	2:46.30	29.10s	29.90s
7	Danger	2	5.5m	3.1m (1)	2.8m (1)	2:46.73	29.08s	30.13s
2	I Am Siam	3	7.9m	7.5m (0)	9.6m (0)	2:46.92	29.26s	29.82s
1	Diamond Bay	4	9.7m	5.3m (2)	7.4m (1)	2:47.06	29.26s	30.12s
4	Bartlett	5	10.2m	13.6m (0)	14.7m (0)	2:47.10	29.20s	29.62s
6	Elegant Eagle	6	11.9m	8.9m (1)	13.9m (1)	2:47.23	29.48s	29.81s
3	Cappy The Firey	7	31.0m	13.8m (1)	13.4m (2)	2:48.73	29.08s	31.34s


## Finish Position and metres gained

First Arrow shows distance gain/loss from 2nd Qtr to 3rd Qtr,  
Second Arrow shows distance gain/loss from 3rd Qtr to Finish  
Blue arrow indicates best gain in these quarters.



8  
0  
0

Visual positions in race at 2nd Quarter



4  
0  
0

Visual positions in race at 3rd Quarter





# Gloucester Park Race 9 Distance 2503m

Tuesday, 6 May 2025

Gross Time: 3:19.10 MileRate: 2:06.00 LeadTime: 73.40s First Qtr: 31.20s Second Qtr: 31.60s Third Qtr: 31.50s Fourth Qtr: 31.40s

DATA TABLE: 800 / 400 Posi's are position from leader and (how wide the horse was at that position)

No	Horse	Plc	Mar	800 Posi	400 Posi	Time	3rd Qtr	4th Qt
7	Posseidon	1	0.0m	27.1m (0)	12.6m (2)	3:19.10	30.36s	30.42s
8	Thats Not My Gait	2	0.6m	18.1m (1)	5.9m (2)	3:19.15	30.54s	30.99s
4	Bee Bee Beroc	3	4.9m	5.6m (0)	3.6m (1)	3:19.50	31.34s	31.52s
1	Tilthesunsets	4	16.8m	0.0m (0)	0.0m (0)	3:20.48	31.50s	32.78s
3	The Beat	5	40.4m	22.0m (0)	17.1m (0)	3:22.42	31.12s	33.38s
2	Lavradore	6	44.9m	12.5m (0)	12.0m (0)	3:22.78	31.46s	34.14s
5	Kyvalley Clichy	7	50.7m	14.1m (1)	12.3m (1)	3:23.26	31.36s	34.60s

## Finish Position and metres gained

First Arrow shows distance gain/loss from 2nd Qtr to 3rd Qtr, Second Arrow shows distance gain/loss from 3rd Qtr to Finish Blue arrow indicates best gain in these quarters.

