

Gloucester Park Race 1 Distance 1730m

Tuesday, 3 September 2024

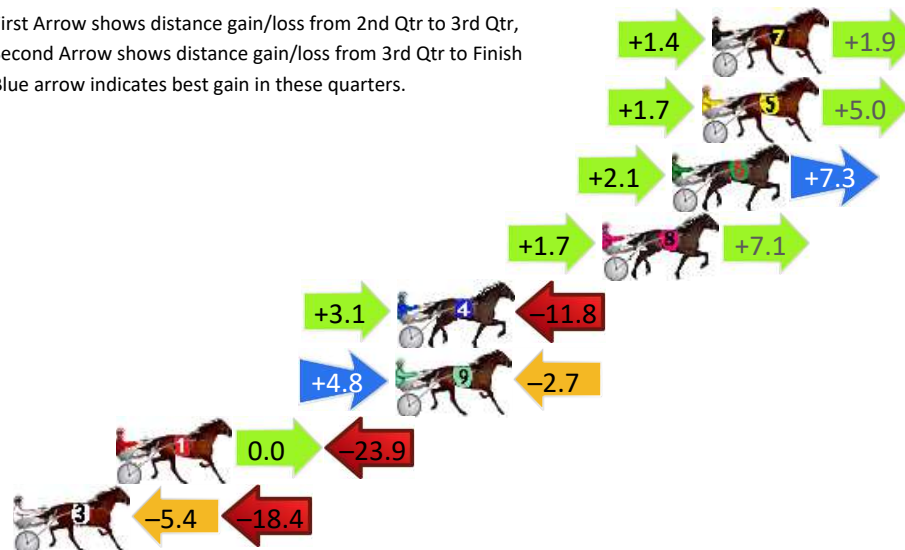
Gross Time: 2:05.80 MileRate: 1:57.00 LeadTime: 7.80s First Qtr: 28.70s Second Qtr: 29.30s Third Qtr: 29.50s Fourth Qtr: 30.50s

DATA TABLE: 800 / 400 Posi's are position from leader and (how wide the horse was at that position)

| No | Horse | Plc | Mar | 800 Posi | 400 Posi | Time | 3rd Qtr | 4th Qt |
|----|-------------------|-----|-------|-----------|-----------|---------|---------|--------|
| 7 | RODASI | 1 | 0.0m | 3.3m (1) | 1.9m (2) | 2:05.80 | 29.40s | 30.36s |
| 5 | WALSH | 2 | 0.4m | 7.1m (1) | 5.4m (1) | 2:05.83 | 29.38s | 30.13s |
| 6 | LETS ROCK TONIGHT | 3 | 1.6m | 11.0m (1) | 8.9m (2) | 2:05.93 | 29.36s | 29.97s |
| 8 | BALTIC ACE | 4 | 4.4m | 13.2m (0) | 11.5m (1) | 2:06.15 | 29.40s | 29.99s |
| 4 | IL BANDITO | 5 | 12.6m | 3.9m (0) | 0.8m (1) | 2:06.81 | 29.28s | 31.45s |
| 9 | JILLIBY JAKE | 6 | 12.7m | 14.8m (1) | 10.0m (3) | 2:06.81 | 29.16s | 30.77s |
| 1 | COHLIN | 7 | 23.9m | 0.0m (0) | 0.0m (0) | 2:07.71 | 29.50s | 32.41s |
| 3 | RODGER JAMES | 8 | 32.3m | 8.5m (0) | 13.9m (0) | 2:08.38 | 29.92s | 32.04s |

Finish Position and metres gained

First Arrow shows distance gain/loss from 2nd Qtr to 3rd Qtr,
Second Arrow shows distance gain/loss from 3rd Qtr to Finish
Blue arrow indicates best gain in these quarters.



8
0
0

Visual positions in race at 2nd Quarter



4
0
0

Visual positions in race at 3rd Quarter

Gloucester Park Race 2 Distance 2130m

Tuesday, 3 September 2024


Gross Time: 2:39.20 MileRate: 2:00.30 LeadTime: 38.60s First Qtr: 32.10s Second Qtr: 29.90s Third Qtr: 30.00s Fourth Qtr: 28.60s

DATA TABLE: 800 / 400 Posi's are position from leader and (how wide the horse was at that position)

| No | Horse | Plc | Mar | 800 Posi | 400 Posi | Time | 3rd Qtr | 4th Qt |
|----|-------------------|-----|-------|-----------|-----------|---------|---------|--------|
| 5 | VINITA ROSE | 1 | 0.0m | 0.0m (0) | 0.0m (0) | 2:39.20 | 30.00s | 28.60s |
| 3 | FOLLOW THE ARK | 2 | 3.0m | 6.2m (1) | 6.9m (1) | 2:39.43 | 30.04s | 28.32s |
| 2 | TORREVEAN PINKY | 3 | 6.1m | 4.3m (0) | 4.1m (0) | 2:39.66 | 29.98s | 28.76s |
| 4 | BETTERTHAN SECRET | 4 | 7.7m | 10.2m (1) | 11.0m (1) | 2:39.78 | 30.04s | 28.38s |
| 1 | LUCY HELEN | 5 | 16.3m | 8.6m (0) | 8.5m (0) | 2:40.42 | 29.98s | 29.20s |
| 8 | LUCIENNE | 6 | 16.3m | 14.0m (1) | 14.9m (1) | 2:40.42 | 30.04s | 28.74s |
| 7 | GLADYS GUGMAN | 7 | 16.9m | 12.4m (0) | 12.6m (0) | 2:40.47 | 30.00s | 28.95s |
| 6 | ASHIMA | 8 | 22.6m | 2.4m (1) | 3.1m (1) | 2:40.90 | 30.04s | 30.08s |
| 9 | IMMACHULATE | 9 | 23.3m | 17.0m (0) | 17.3m (0) | 2:40.95 | 30.00s | 29.09s |

Finish Position and metres gained

First Arrow shows distance gain/loss from 2nd Qtr to 3rd Qtr, Second Arrow shows distance gain/loss from 3rd Qtr to Finish
Blue arrow indicates best gain in these quarters.



800

Visual positions in race at 2nd Quarter



400

Visual positions in race at 3rd Quarter



Gloucester Park Race 3 Distance 2130m

Tuesday, 3 September 2024



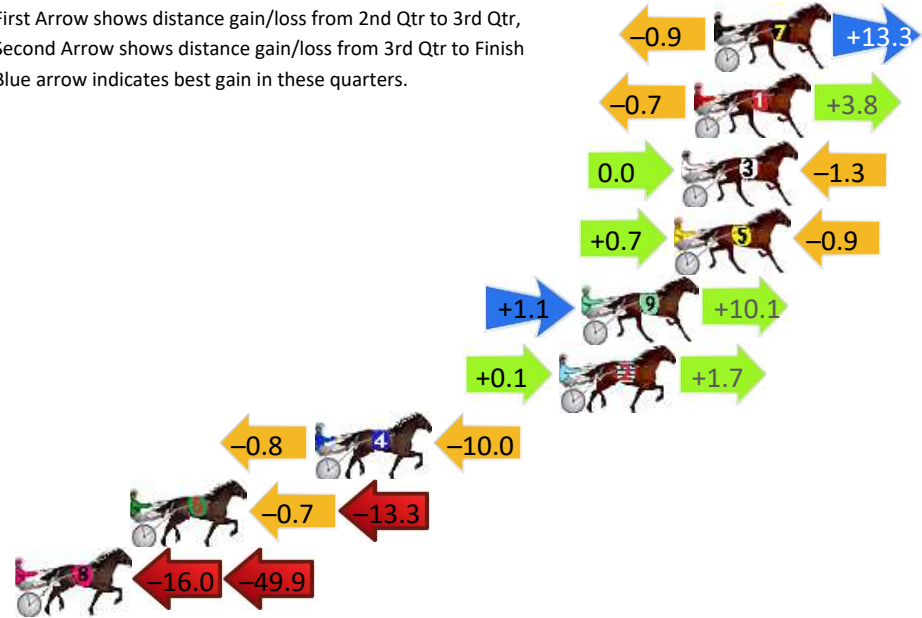
Gross Time: 2:36.30 MileRate: 1:58.10 LeadTime: 37.30s First Qtr: 30.30s Second Qtr: 29.20s Third Qtr: 29.40s Fourth Qtr: 30.10s

DATA TABLE: 800 / 400 Posi's are position from leader and (how wide the horse was at that position)

| No | Horse | Plc | Mar | 800 Posi | 400 Posi | Time | 3rd Qtr | 4th Qt |
|----|--------------------|-----|--------|-----------|-----------|---------|---------|--------|
| 7 | BARBADOS | 1 | 0.0m | 12.4m (0) | 13.3m (1) | 2:36.30 | 29.48s | 29.12s |
| 1 | ROCKNROLL SLOY | 2 | 0.8m | 3.9m (0) | 4.6m (1) | 2:36.36 | 29.46s | 29.82s |
| 3 | MAJOR OVERS | 3 | 1.3m | 0.0m (0) | 0.0m (0) | 2:36.40 | 29.40s | 30.20s |
| 5 | MAKE YOUR MARK | 4 | 1.6m | 1.4m (1) | 0.7m (1) | 2:36.43 | 29.35s | 30.17s |
| 9 | TRITTRITTBANGBANG | 5 | 5.3m | 16.5m (0) | 15.4m (0) | 2:36.72 | 29.34s | 29.38s |
| 2 | THE MIGHTY WARRIOR | 6 | 6.2m | 8.0m (0) | 7.9m (0) | 2:36.79 | 29.40s | 30.01s |
| 4 | UNLUCKY | 7 | 16.0m | 5.2m (1) | 6.0m (2) | 2:37.56 | 29.46s | 30.92s |
| 6 | FRANKIE J HOLDEN | 8 | 23.4m | 9.4m (1) | 10.1m (2) | 2:38.14 | 29.46s | 31.20s |
| 8 | SISTER ACT | 9 | 147.5m | 81.6m (0) | 97.6m (0) | 2:47.93 | 30.70s | 34.51s |

Finish Position and metres gained

First Arrow shows distance gain/loss from 2nd Qtr to 3rd Qtr, Second Arrow shows distance gain/loss from 3rd Qtr to Finish. Blue arrow indicates best gain in these quarters.



Gloucester Park Race 4 Distance 2130m

Tuesday, 3 September 2024

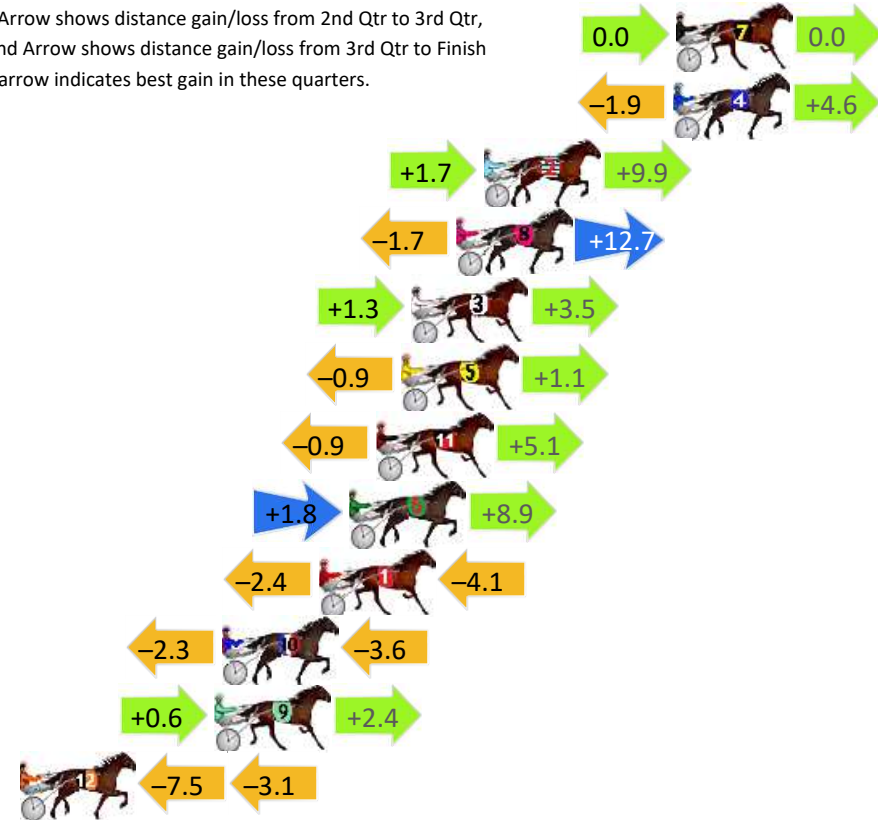
Gross Time: 2:37.70 MileRate: 1:59.10 LeadTime: 37.40s First Qtr: 30.80s Second Qtr: 31.00s Third Qtr: 28.80s Fourth Qtr: 29.70s

DATA TABLE: 800 / 400 Posi's are position from leader and (how wide the horse was at that position)

| No | Horse | Plc | Mar | 800 Posi | 400 Posi | Time | 3rd Qtr | 4th Qt |
|----|-------------------|-----|-------|-----------|-----------|---------|---------|--------|
| 7 | ETON ROCK | 1 | 0.0m | 0.0m (1) | 0.0m (0) | 2:37.70 | 28.80s | 29.70s |
| 4 | SISTER CHERIE | 2 | 0.1m | 2.8m (0) | 4.7m (0) | 2:37.71 | 28.94s | 29.37s |
| 2 | STRIKE MASTER | 3 | 7.7m | 19.3m (1) | 17.6m (2) | 2:38.30 | 28.70s | 29.02s |
| 8 | BENJI | 4 | 8.8m | 19.8m (2) | 21.5m (2) | 2:38.38 | 28.94s | 28.82s |
| 3 | TORREVEAN AMY | 5 | 10.6m | 15.4m (1) | 14.1m (2) | 2:38.53 | 28.72s | 29.50s |
| 5 | UNDER THE ALTA | 6 | 11.0m | 11.2m (1) | 12.1m (1) | 2:38.56 | 28.88s | 29.68s |
| 11 | MY LITTLE BIG MAN | 7 | 12.0m | 16.2m (0) | 17.1m (1) | 2:38.63 | 28.88s | 29.39s |
| 6 | SOHO GIGOLO | 8 | 13.1m | 23.8m (1) | 22.0m (1) | 2:38.72 | 28.70s | 29.12s |
| 1 | LORD PUBLISHER | 9 | 14.3m | 7.8m (0) | 10.2m (0) | 2:38.81 | 28.98s | 30.08s |
| 10 | BETTOR CLASS | 10 | 18.2m | 12.3m (0) | 14.6m (0) | 2:39.12 | 28.98s | 30.06s |
| 9 | HENWOOD BAY | 11 | 18.5m | 21.5m (0) | 20.9m (0) | 2:39.14 | 28.78s | 29.62s |
| 12 | JUSTLIKE TURBO | 12 | 26.3m | 15.7m (2) | 23.2m (3) | 2:39.75 | 29.36s | 30.06s |

Finish Position and metres gained

First Arrow shows distance gain/loss from 2nd Qtr to 3rd Qtr, Second Arrow shows distance gain/loss from 3rd Qtr to Finish
Blue arrow indicates best gain in these quarters.



800

Visual positions in race at 2nd Quarter



400

Visual positions in race at 3rd Quarter



Sectional Analysis Software

Not just form | Free Trial

www.facebook.com/PJHarnessRacing



RISE Digital, Harness Racing Australia nor the provider accepts any responsibility for the completeness or accuracy of any of the information contained herein, and makes no representations about its suitability for any particular purpose. Users should make their own judgements about those matters and/or seek independent advice. You assume all risks associated with use of data provided on this page

Gloucester Park Race 5 Distance 2130m

Tuesday, 3 September 2024


Gross Time: 2:39.50 MileRate: 2:00.50 LeadTime: 38.30s First Qtr: 32.20s Second Qtr: 29.70s Third Qtr: 29.40s Fourth Qtr: 29.90s

DATA TABLE: 800 / 400 Posi's are position from leader and (how wide the horse was at that position)

| No | Horse | Plc | Mar | 800 Posi | 400 Posi | Time | 3rd Qtr | 4th Qt |
|----|--------------------|-----|-------|-----------|-----------|---------|---------|--------|
| 4 | JADES FORTUNE | 1 | 0.0m | 5.5m (1) | 3.5m (2) | 2:39.50 | 29.26s | 29.64s |
| 2 | DWAYNE | 2 | 3.6m | 4.9m (0) | 4.6m (1) | 2:39.78 | 29.38s | 29.84s |
| 6 | AMAZING AMERICAN | 3 | 6.8m | 1.1m (1) | 0.6m (1) | 2:40.03 | 29.36s | 30.39s |
| 8 | BEYOND BLING | 4 | 8.7m | 14.2m (0) | 10.9m (1) | 2:40.18 | 29.16s | 29.78s |
| 3 | BEALAWYER | 5 | 10.6m | 9.0m (0) | 7.9m (0) | 2:40.33 | 29.32s | 30.15s |
| 1 | BETTORORWORSE | 6 | 12.5m | 0.0m (0) | 0.0m (0) | 2:40.48 | 29.40s | 30.88s |
| 9 | ONE FOR DAVE ANDME | 7 | 12.7m | 17.2m (1) | 6.1m (4) | 2:40.49 | 28.59s | 30.45s |
| 5 | SUNPATRA | 8 | 15.3m | 9.3m (1) | 6.0m (3) | 2:40.70 | 29.16s | 30.66s |
| 7 | AMERICAN MONARCH | 9 | 20.5m | 13.1m (1) | 10.1m (2) | 2:41.11 | 29.18s | 30.76s |

Finish Position and metres gained

First Arrow shows distance gain/loss from 2nd Qtr to 3rd Qtr, Second Arrow shows distance gain/loss from 3rd Qtr to Finish
Blue arrow indicates best gain in these quarters.



800

Visual positions in race at 2nd Quarter



400

Visual positions in race at 3rd Quarter



Gloucester Park Race 6 Distance 2130m

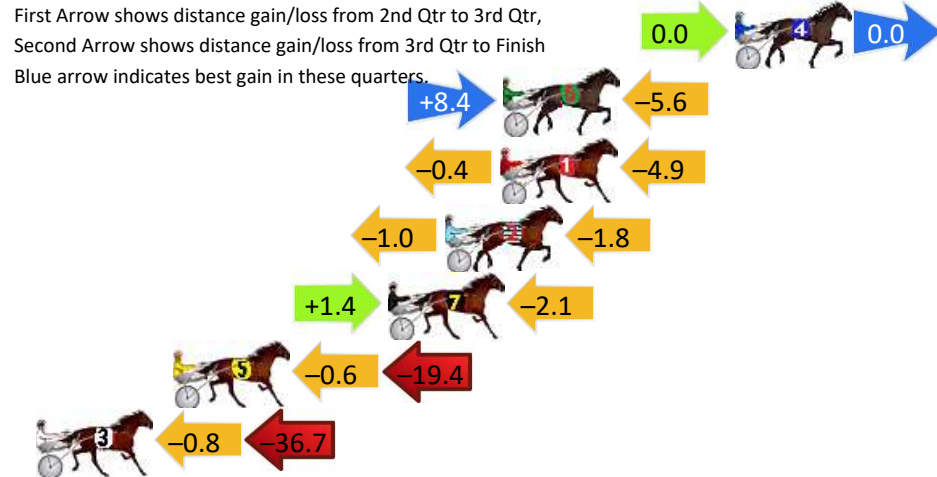
Tuesday, 3 September 2024

Gross Time: 2:36.90 MileRate: 1:58.50 LeadTime: 37.20s First Qtr: 31.40s Second Qtr: 30.80s Third Qtr: 29.30s Fourth Qtr: 28.20s

DATA TABLE: 800 / 400 Posi's are position from leader and (how wide the horse was at that position)

| No | Horse | Plc | Mar | 800 Posi | 400 Posi | Time | 3rd Qtr | 4th Qt |
|----|--------------------|-----|-------|-----------|-----------|---------|---------|--------|
| 4 | ALTA TRIBUTE | 1 | 0.0m | 0.0m (0) | 0.0m (0) | 2:36.90 | 29.30s | 28.20s |
| 6 | ADDA BITTO | 2 | 9.3m | 12.1m (1) | 3.7m (2) | 2:37.59 | 28.68s | 28.63s |
| 1 | INFINITE MERIT | 3 | 9.4m | 4.1m (0) | 4.5m (0) | 2:37.60 | 29.32s | 28.58s |
| 2 | BLACKSAMURAI | 4 | 11.6m | 8.8m (0) | 9.8m (0) | 2:37.76 | 29.36s | 28.36s |
| 7 | ROCK ROSIE ROCK | 5 | 13.9m | 13.2m (0) | 11.8m (1) | 2:37.93 | 29.18s | 28.39s |
| 5 | VINNIES STAR | 6 | 22.5m | 2.5m (1) | 3.1m (1) | 2:38.57 | 29.34s | 29.65s |
| 3 | MONEY TIME MADNESS | 7 | 44.6m | 7.1m (1) | 7.9m (1) | 2:40.21 | 29.34s | 30.94s |

Finish Position and metres gained



800

Visual positions in race at 2nd Quarter



400

Visual positions in race at 3rd Quarter

Gloucester Park Race 7 Distance 2130m

Tuesday, 3 September 2024

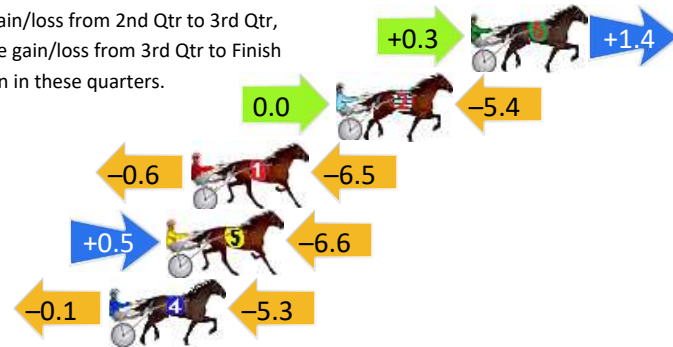
Gross Time: 2:38.80 MileRate: 2:00.00 LeadTime: 37.60s First Qtr: 30.80s Second Qtr: 29.20s Third Qtr: 29.90s Fourth Qtr: 31.30s

DATA TABLE: 800 / 400 Posi's are position from leader and (how wide the horse was at that position)

| NoHorse | Plc | Mar | 800 Posi | 400 Posi | Time | 3rd Qtr | 4th Qt |
|--------------------|-----|-------|----------|----------|---------|---------|--------|
| 6 ON THE BACK FOOT | 1 | 0.0m | 1.7m (1) | 1.4m (1) | 2:38.80 | 29.88s | 31.20s |
| 2 IWILL NEVER KNOW | 2 | 5.4m | 0.0m (0) | 0.0m (0) | 2:39.24 | 29.90s | 31.74s |
| 1 VEEFORVICTORY | 3 | 11.2m | 4.1m (0) | 4.7m (0) | 2:39.72 | 29.96s | 31.86s |
| 5 KARAOKE STAR | 4 | 12.2m | 6.1m (1) | 5.6m (1) | 2:39.80 | 29.88s | 31.88s |
| 4 JUST A HAPPY MAN | 5 | 14.5m | 9.1m (0) | 9.2m (0) | 2:39.99 | 29.94s | 31.79s |

Finish Position and metres gained

First Arrow shows distance gain/loss from 2nd Qtr to 3rd Qtr,
Second Arrow shows distance gain/loss from 3rd Qtr to Finish
Blue arrow indicates best gain in these quarters.



800

Visual positions in race at 2nd Quarter



400

Visual positions in race at 3rd Quarter

