

Central Wheatbelt Race 1 Distance 2130m

Sunday, 27 April 2025


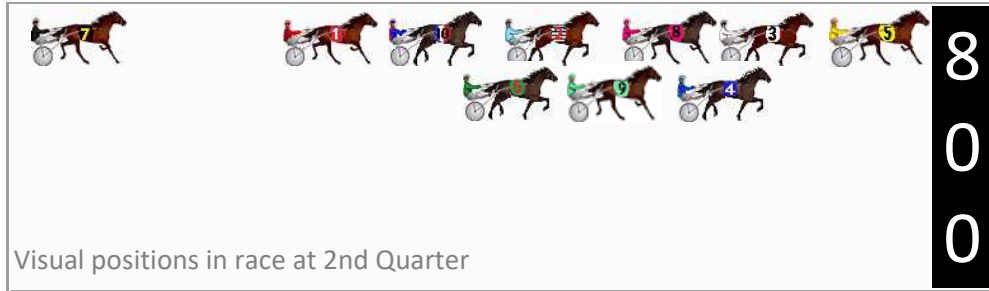
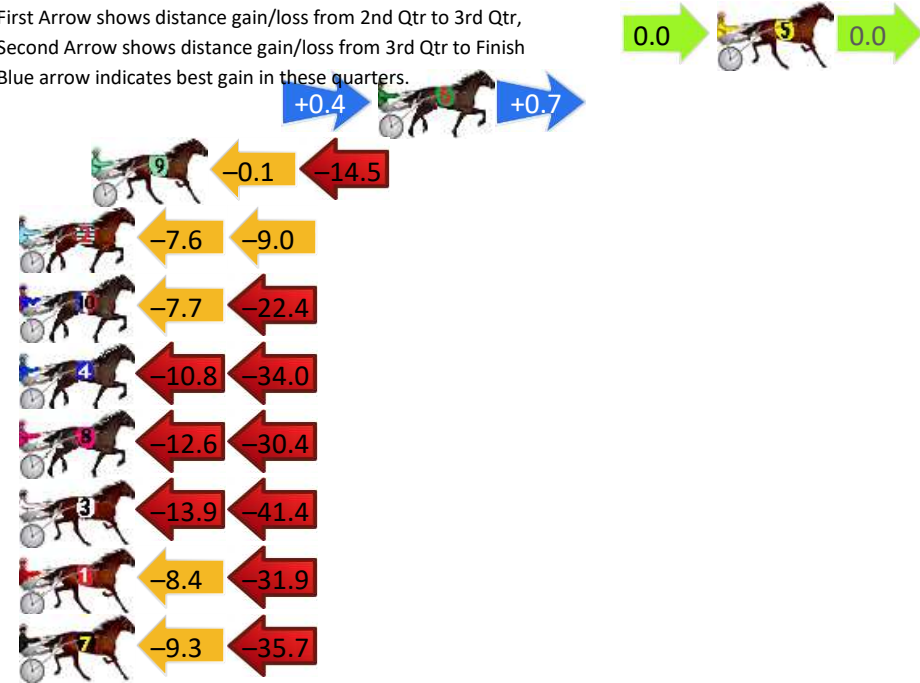
Gross Time: 2:39.60 MileRate: 2:00.60 LeadTime: 38.30s First Qtr: 32.00s Second Qtr: 30.40s Third Qtr: 29.10s Fourth Qtr: 29.80s

DATA TABLE: 800 / 400 Posi's are position from leader and (how wide the horse was at that position)

No	Horse	Plc	Mar	800 Posi	400 Posi	Time	3rd Qtr	4th Qt
5	Alexandra Thegreat	1	0.0m	0.0m (0)	0.0m (0)	2:39.60	29.10s	29.80s
6	Isaidboo	2	13.6m	14.7m (1)	14.3m (2)	2:40.66	29.09s	29.82s
9	Highly Flammable	3	25.1m	10.5m (1)	10.6m (1)	2:41.56	29.11s	30.99s
2	Swanbourne Spunk	4	29.6m	13.0m (0)	20.6m (2)	2:41.91	29.67s	30.61s
10	Bazza Mac	5	47.8m	17.7m (0)	25.4m (0)	2:43.33	29.68s	31.67s
4	Sports Central	6	50.9m	6.1m (1)	16.9m (1)	2:43.57	29.89s	32.54s
8	Sleek And Sweet	7	51.3m	8.3m (0)	20.9m (1)	2:43.61	30.03s	32.27s
3	Adda Paris	8	59.7m	4.4m (0)	18.3m (0)	2:44.26	30.12s	33.12s
1	Batavia Streamline	9	62.2m	21.9m (0)	30.3m (0)	2:44.46	29.74s	32.44s
7	Cracka Tinny	10	105.6m	60.6m (0)	69.9m (0)	2:47.85	29.84s	32.93s

Finish Position and metres gained

First Arrow shows distance gain/loss from 2nd Qtr to 3rd Qtr, Second Arrow shows distance gain/loss from 3rd Qtr to Finish
Blue arrow indicates best gain in these quarters.



Central Wheatbelt Race 2 Distance 2130m

Sunday, 27 April 2025



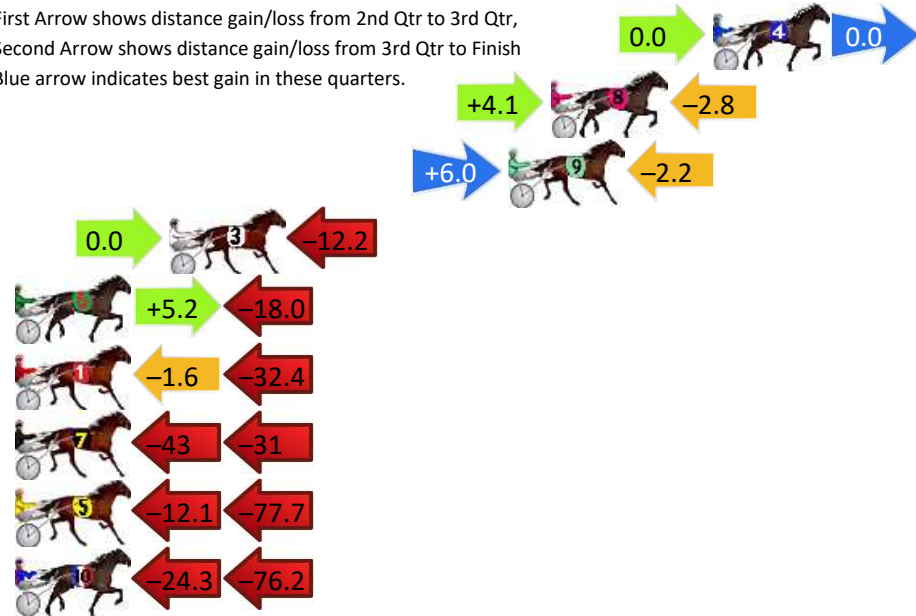
Gross Time: 2:39.60 MileRate: 2:00.50 LeadTime: 39.00s First Qtr: 30.60s Second Qtr: 30.10s Third Qtr: 30.40s Fourth Qtr: 29.50s

DATA TABLE: 800 / 400 Posi's are position from leader and (how wide the horse was at that position)

No	Horse	Plc	Mar	800 Posi	400 Posi	Time	3rd Qtr	4th Qt
4	It Is Crunch Time	1	0.0m	0.0m (0)	0.0m (0)	2:39.60	30.40s	29.50s
8	By Royal Command	2	6.5m	7.8m (1)	3.7m (1)	2:40.10	30.09s	29.73s
9	Into The Future	3	8.2m	12.0m (1)	6.0m (2)	2:40.23	29.95s	29.69s
3	Seminole Junior	4	21.8m	9.6m (0)	9.6m (1)	2:41.29	30.39s	30.47s
6	Poppys Last Dance	5	29.6m	16.8m (1)	11.6m (2)	2:41.89	30.01s	30.92s
1	Canelo	6	38.6m	4.6m (0)	6.2m (0)	2:42.59	30.52s	32.03s
7	Elbruja	7	92.6m	19.0m (0)	61.7m (0)	2:46.76	33.57s	32.07s
5	Hot Rod	8	93.6m	3.8m (1)	15.9m (0)	2:46.84	31.30s	35.56s
10	Kia Ora Lou	9	226.5m	126.0m (0)	150.3m (0)	2:57.12	32.16s	35.83s

Finish Position and metres gained

First Arrow shows distance gain/loss from 2nd Qtr to 3rd Qtr, Second Arrow shows distance gain/loss from 3rd Qtr to Finish Blue arrow indicates best gain in these quarters.



Central Wheatbelt Race 3 Distance 2130m

Sunday, 27 April 2025

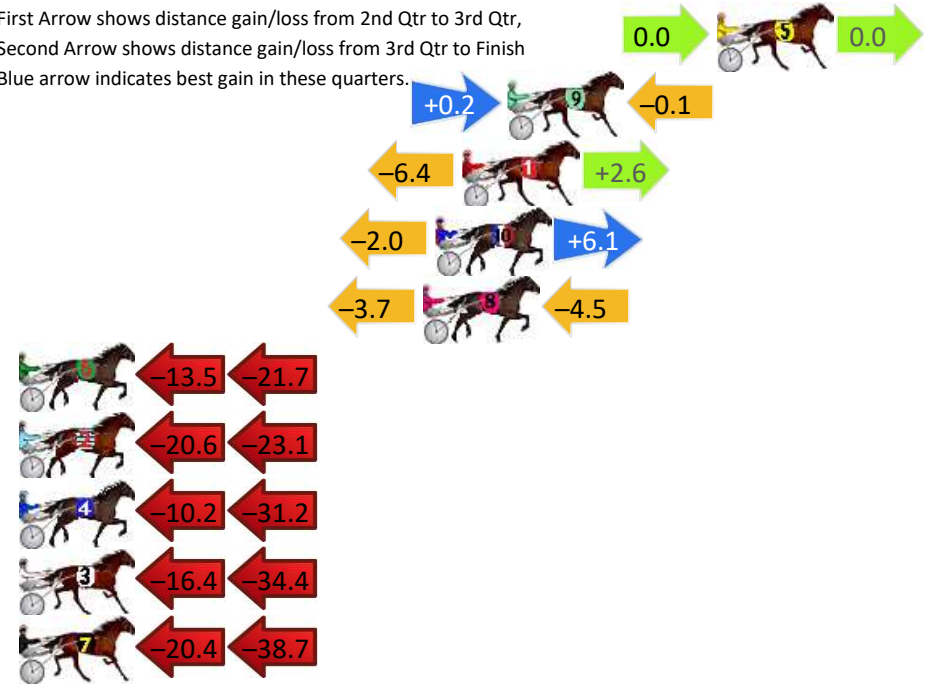
Gross Time: 2:40.30 MileRate: 2:01.20 LeadTime: 38.20s First Qtr: 31.70s Second Qtr: 30.60s Third Qtr: 29.50s Fourth Qtr: 30.30s

DATA TABLE: 800 / 400 Posi's are position from leader and (how wide the horse was at that position)

No	Horse	Plc	Mar	800 Posi	400 Posi	Time	3rd Qtr	4th Qt
5	Major Class	1	0.0m	0.0m (0)	0.0m (0)	2:40.30	29.50s	30.30s
9	Lenora Jane	2	8.4m	8.5m (1)	8.3m (1)	2:40.97	29.49s	30.35s
1	Major Buzz	3	10.2m	6.4m (0)	12.8m (0)	2:41.11	29.98s	30.16s
10	Rockability	4	11.3m	15.4m (2)	17.4m (1)	2:41.20	29.66s	29.90s
8	Having Fun	5	11.8m	3.6m (1)	7.3m (0)	2:41.24	29.78s	30.70s
6	Ourfirstimpression	6	56.9m	21.7m (0)	35.2m (1)	2:44.81	30.52s	32.20s
2	Mummas Little Star	7	60.9m	17.2m (0)	37.8m (0)	2:45.13	31.05s	32.32s
4	Save This Dance	8	62.8m	21.4m (1)	31.6m (2)	2:45.28	30.28s	32.94s
3	Dannika	9	64.6m	13.8m (1)	30.2m (1)	2:45.42	30.73s	33.18s
7	The Thirsty Vet	10	71.5m	12.4m (0)	32.8m (0)	2:45.97	31.03s	33.53s

Finish Position and metres gained

First Arrow shows distance gain/loss from 2nd Qtr to 3rd Qtr, Second Arrow shows distance gain/loss from 3rd Qtr to Finish. Blue arrow indicates best gain in these quarters.



800



400

Visual positions in race at 2nd Quarter

Visual positions in race at 3rd Quarter



Central Wheatbelt Race 4 Distance 2130m

Sunday, 27 April 2025



Gross Time: 2:40.90 MileRate: 2:01.60 LeadTime: 38.00s First Qtr: 31.50s Second Qtr: 31.00s Third Qtr: 30.30s Fourth Qtr: 30.10s

DATA TABLE: 800 / 400 Posi's are position from leader and (how wide the horse was at that position)

No	Horse	Plc	Mar	800 Posi	400 Posi	Time	3rd Qtr	4th Qt
5	Tux And Tails	1	0.0m	0.0m (0)	0.0m (0)	2:40.90	30.30s	30.10s
6	Henwood Bay	2	0.2m	2.7m (1)	5.5m (1)	2:40.92	30.51s	29.70s
8	Classsmart	3	1.4m	20.7m (1)	21.0m (1)	2:41.01	30.31s	28.64s
1	Hot Cinder	4	5.8m	4.3m (0)	4.3m (0)	2:41.36	30.30s	30.24s
7	Keptain Courageous	5	9.1m	8.2m (0)	8.5m (0)	2:41.62	30.32s	30.18s
4	Allwoods Chevron	6	14.7m	12.8m (1)	14.4m (0)	2:42.06	30.42s	30.18s
10	Nevertellmethedds	7	23.5m	7.7m (1)	9.8m (1)	2:42.75	30.45s	31.22s
9	Majic Bay	8	23.5m	16.7m (1)	15.9m (1)	2:42.75	30.23s	30.76s
2	Follow The Music	9	30.1m	13.0m (0)	20.3m (0)	2:43.27	30.84s	30.95s
3	Second Amendment	10	32.9m	15.1m (2)	23.0m (2)	2:43.49	30.89s	30.97s

Finish Position and metres gained

First Arrow shows distance gain/loss from 2nd Qtr to 3rd Qtr, Second Arrow shows distance gain/loss from 3rd Qtr to Finish
Blue arrow indicates best gain in these quarters.



800

Visual positions in race at 2nd Quarter



400

Visual positions in race at 3rd Quarter



Central Wheatbelt Race 5 Distance 2130m

Sunday, 27 April 2025


Gross Time: 2:39.50 MileRate: 2:00.50 LeadTime: 38.00s First Qtr: 32.20s Second Qtr: 30.50s Third Qtr: 29.60s Fourth Qtr: 29.20s

DATA TABLE: 800 / 400 Posi's are position from leader and (how wide the horse was at that position)

No	Horse	Plc	Mar	800 Posi	400 Posi	Time	3rd Qtr	4th Qt
6	Remarkable Rock	1	0.0m	0.0m (0)	0.0m (0)	2:39.50	29.60s	29.20s
8	Pushbutton Rock	2	6.0m	11.0m (1)	6.1m (2)	2:39.96	29.24s	29.21s
9	Eye Better	3	6.4m	2.2m (1)	2.1m (1)	2:39.99	29.59s	29.54s
10	Bettor Have Faith	4	8.3m	14.7m (1)	6.6m (3)	2:40.14	29.00s	29.36s
5	Icy Cold	5	21.0m	3.8m (0)	3.6m (0)	2:41.11	29.58s	30.55s
7	Bella Ragazza	6	22.2m	13.6m (0)	13.4m (0)	2:41.20	29.58s	29.92s
4	Manea	7	24.4m	20.1m (1)	15.4m (2)	2:41.37	29.25s	29.94s
3	Rockin The Trend	8	26.6m	8.7m (2)	8.4m (1)	2:41.54	29.57s	30.62s
1	Ciao Babe	9	51.8m	7.6m (0)	9.9m (0)	2:43.47	29.76s	32.45s
2	Shehadi	10	79.6m	6.8m (1)	12.8m (1)	2:45.60	30.03s	34.36s

Finish Position and metres gained

First Arrow shows distance gain/loss from 2nd Qtr to 3rd Qtr, Second Arrow shows distance gain/loss from 3rd Qtr to Finish
Blue arrow indicates best gain in these quarters.



800

Visual positions in race at 2nd Quarter



400

Visual positions in race at 3rd Quarter



Central Wheatbelt Race 6 Distance 2500m

Sunday, 27 April 2025

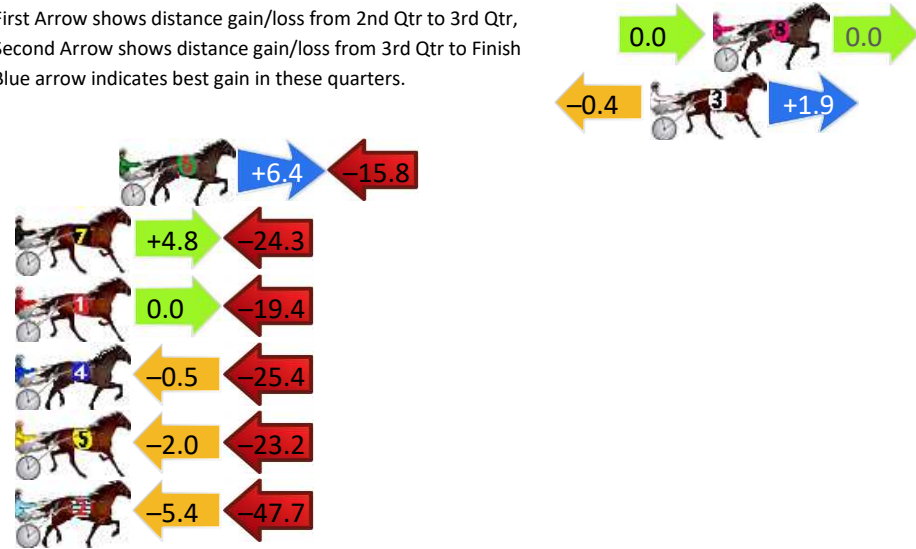
Gross Time: 3:13.80 MileRate: 2:01.80 LeadTime: 71.00s First Qtr: 32.30s Second Qtr: 31.30s Third Qtr: 30.20s Fourth Qtr: 29.00s

DATA TABLE: 800 / 400 Posi's are position from leader and (how wide the horse was at that position)

No	Horse	Plc	Mar	800 Posi	400 Posi	Time	3rd Qtr	4th Qt
8	Acushla Machree	1	0.0m	0.0m (0)	0.0m (0)	3:13.80	30.20s	29.00s
3	Brewery Lane	2	2.5m	4.0m (0)	4.4m (0)	3:13.99	30.22s	28.87s
6	Rising Spirit	3	23.8m	14.4m (1)	8.0m (2)	3:15.61	29.71s	30.23s
7	Vintage Blu	4	29.4m	9.9m (1)	5.1m (1)	3:16.04	29.83s	30.86s
1	Velvet Shadow	5	33.3m	13.9m (0)	13.9m (0)	3:16.33	30.18s	30.51s
4	Goodonya Mate	6	34.7m	8.8m (0)	9.3m (0)	3:16.44	30.22s	30.96s
5	Yankee Lincoln	7	42.8m	17.6m (0)	19.6m (0)	3:17.06	30.32s	30.82s
2	Dont Goin Thewater	8	59.0m	5.9m (1)	11.3m (1)	3:18.29	30.59s	32.66s

Finish Position and metres gained

First Arrow shows distance gain/loss from 2nd Qtr to 3rd Qtr, Second Arrow shows distance gain/loss from 3rd Qtr to Finish Blue arrow indicates best gain in these quarters.



8
0
0

Visual positions in race at 2nd Quarter



4
0
0

Visual positions in race at 3rd Quarter



Central Wheatbelt Race 7 Distance 2130m

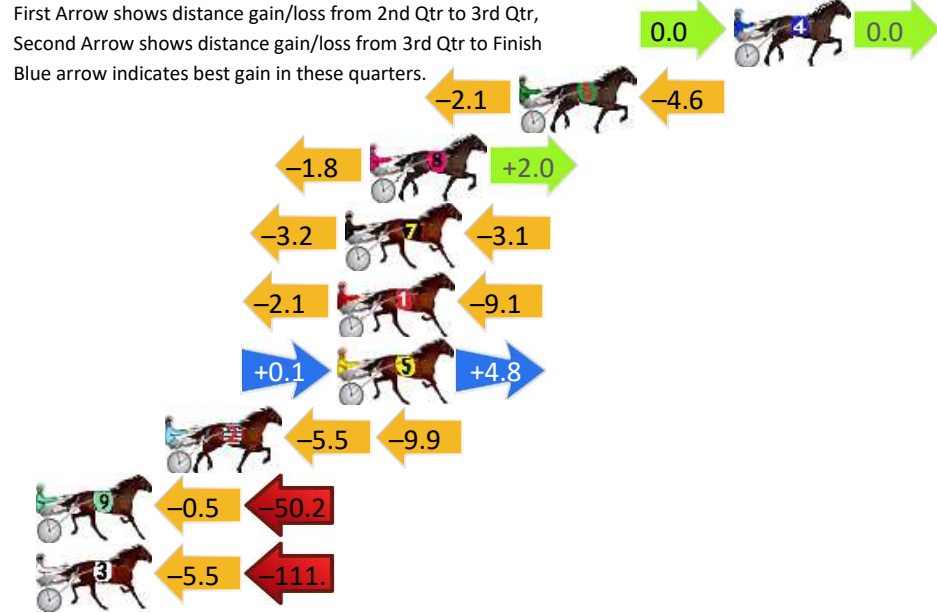
Sunday, 27 April 2025

Gross Time: 2:43.80 MileRate: 2:03.80 LeadTime: 39.90s First Qtr: 33.20s Second Qtr: 31.40s Third Qtr: 29.40s Fourth Qtr: 29.90s

DATA TABLE: 800 / 400 Posi's are position from leader and (how wide the horse was at that position)


No	Horse	Plc	Mar	800 Posi	400 Posi	Time	3rd Qtr	4th Qt
4	Allamerican Teen	1	0.0m	0.0m (0)	0.0m (0)	2:43.80	29.40s	29.90s
6	Major Blue Eyes	2	8.6m	1.9m (1)	4.0m (1)	2:44.47	29.55s	30.28s
8	Eastern Advance	3	14.6m	14.8m (0)	16.6m (0)	2:44.94	29.54s	29.82s
7	Shadrach	4	15.6m	9.3m (0)	12.5m (0)	2:45.02	29.64s	30.20s
1	On Golden Road	5	15.9m	4.7m (0)	6.8m (0)	2:45.05	29.56s	30.65s
5	The Whizzer	6	15.9m	20.8m (1)	20.7m (2)	2:45.05	29.41s	29.62s
2	Cappy The Firey	7	22.8m	7.4m (1)	12.9m (1)	2:45.59	29.81s	30.73s
9	Ginnivan	8	66.6m	15.9m (1)	16.4m (2)	2:49.02	29.45s	33.91s
3	Elegant Eagle	9	128.8m	11.5m (1)	17.0m (1)	2:53.89	29.81s	38.74s

Finish Position and metres gained



Visual positions in race at 2nd Quarter

8
0
0



Visual positions in race at 3rd Quarter

4
0
0