

# Central Wheatbelt Race 1 Distance 2130m

Sunday, 19 May 2024


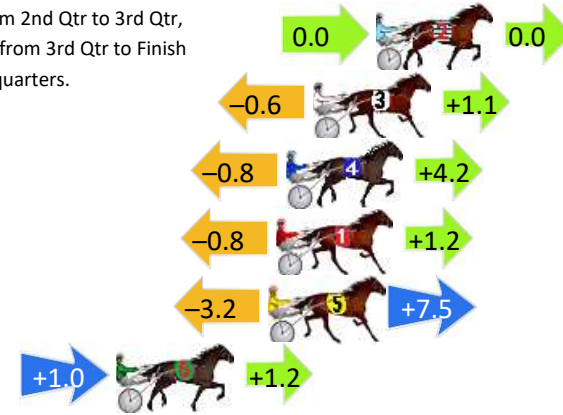
Gross Time: 2:43.60 MileRate: 2:03.60 LeadTime: 40.90s First Qtr: 33.20s Second Qtr: 30.60s Third Qtr: 29.50s Fourth Qtr: 29.40s

DATA TABLE: 800 / 400 Posi's are position from leader and (how wide the horse was at that position)


NoHorse	Plc	Mar	800 Posi	400 Posi	Time	3rd Qtr	4th Qt
2 MAJOR MANHATTAN	1	0.0m	0.0m (0)	0.0m (0)	2:43.60	29.50s	29.40s
3 CULLEN STAR	2	2.5m	3.0m (1)	3.6m (1)	2:43.79	29.54s	29.32s
4 THE MERCENARY	3	3.6m	7.0m (1)	7.8m (1)	2:43.88	29.56s	29.09s
1 ALTA EGO	4	4.0m	4.4m (0)	5.2m (0)	2:43.91	29.56s	29.31s
5 MISTER PICCOLO	5	4.3m	8.6m (0)	11.8m (0)	2:43.93	29.73s	28.85s
6 CHASING COOPER	6	10.4m	12.6m (1)	11.6m (2)	2:44.40	29.43s	29.31s

## Finish Position and metres gained

First Arrow shows distance gain/loss from 2nd Qtr to 3rd Qtr,  
Second Arrow shows distance gain/loss from 3rd Qtr to Finish  
Blue arrow indicates best gain in these quarters.



Visual positions in race at 2nd Quarter



Visual positions in race at 3rd Quarter



# Central Wheatbelt Race 2 Distance 1730m

Sunday, 19 May 2024

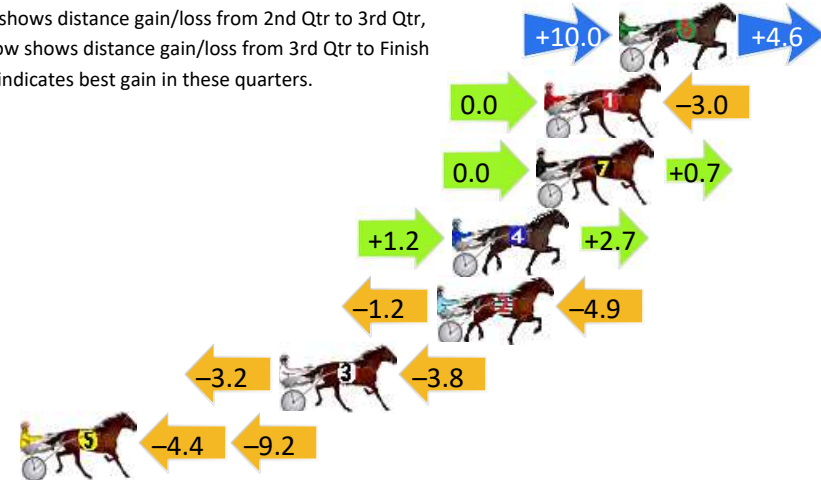
Gross Time: 2:11.70 MileRate: 2:02.50 LeadTime: 8.60s First Qtr: 30.50s Second Qtr: 31.80s Third Qtr: 30.90s Fourth Qtr: 29.90s

DATA TABLE: 800 / 400 Posi's are position from leader and (how wide the horse was at that position)

No	Horse	Plc	Mar	800 Posi	400 Posi	Time	3rd Qtr	4th Qt
6	KINSAABI	1	0.0m	14.6m (1)	4.6m (2)	2:11.70	30.14s	29.56s
1	FOLLOW THE JEWELS	2	3.0m	0.0m (0)	0.0m (0)	2:11.93	30.90s	30.12s
7	CAPPY THE FIREY	3	3.3m	4.0m (0)	4.0m (0)	2:11.96	30.90s	29.85s
4	WENDY MAY SUE	4	6.7m	10.6m (1)	9.4m (2)	2:12.22	30.81s	29.70s
2	INEEDA DRINK	5	7.3m	1.2m (1)	2.4m (1)	2:12.27	31.00s	30.26s
3	LUCY HELEN	6	13.6m	6.6m (1)	9.8m (0)	2:12.77	31.15s	30.18s
5	AKICITA	7	24.0m	10.4m (0)	14.8m (0)	2:13.58	31.24s	30.58s

## Finish Position and metres gained

First Arrow shows distance gain/loss from 2nd Qtr to 3rd Qtr, Second Arrow shows distance gain/loss from 3rd Qtr to Finish  
Blue arrow indicates best gain in these quarters.



800

Visual positions in race at 2nd Quarter



400

Visual positions in race at 3rd Quarter



Powered by



Harness Analyser

Sectional Analysis Software

Not just form | Free Trial

[www.facebook.com/PJHarnessRacing](http://www.facebook.com/PJHarnessRacing)



RISE Digital, Harness Racing Australia nor the provider accepts any responsibility for the completeness or accuracy of any of the information contained herein, and makes no representations about its suitability for any particular purpose. Users should make their own judgements about those matters and/or seek independent advice. You assume all risks associated with use of data provided on this page

# Central Wheatbelt Race 3 Distance 2130m

Sunday, 19 May 2024


Gross Time: 2:41.90 MileRate: 2:02.30 LeadTime: 40.20s First Qtr: 31.40s Second Qtr: 31.70s Third Qtr: 29.90s Fourth Qtr: 28.70s

DATA TABLE: 800 / 400 Posi's are position from leader and (how wide the horse was at that position)

No	Horse	Plc	Mar	800 Posi	400 Posi	Time	3rd Qtr	4th Qt
2	FLYING TO WIN	1	0.0m	0.0m (0)	0.0m (0)	2:41.90	29.90s	28.70s
9	LOCAL RESIDENT	2	3.9m	7.2m (1)	9.4m (2)	2:42.19	30.05s	28.31s
8	SHES A MARE	3	8.6m	15.2m (1)	3.2m (1)	2:42.55	29.03s	29.09s
3	TEMPT THE STARS	4	15.9m	13.8m (0)	19.0m (1)	2:43.10	30.27s	28.48s
1	THE PROTOTYPE	5	18.1m	4.8m (0)	9.0m (0)	2:43.26	30.22s	29.35s
5	MISTER KOPA	6	18.2m	11.2m (1)	14.0m (2)	2:43.27	30.11s	29.00s
4	CANDILLO	7	24.0m	2.6m (1)	8.0m (1)	2:43.71	30.32s	29.84s
7	IWILL NEVER KNOW	8	32.1m	8.8m (0)	13.4m (0)	2:44.32	30.26s	30.03s
6	OSAKA	9	41.1m	19.4m (1)	22.4m (2)	2:45.00	30.15s	30.03s

## Finish Position and metres gained

First Arrow shows distance gain/loss from 2nd Qtr to 3rd Qtr, Second Arrow shows distance gain/loss from 3rd Qtr to Finish  
Blue arrow indicates best gain in these quarters.



800

Visual positions in race at 2nd Quarter



400

Visual positions in race at 3rd Quarter



# Central Wheatbelt Race 4 Distance 2130m

Sunday, 19 May 2024

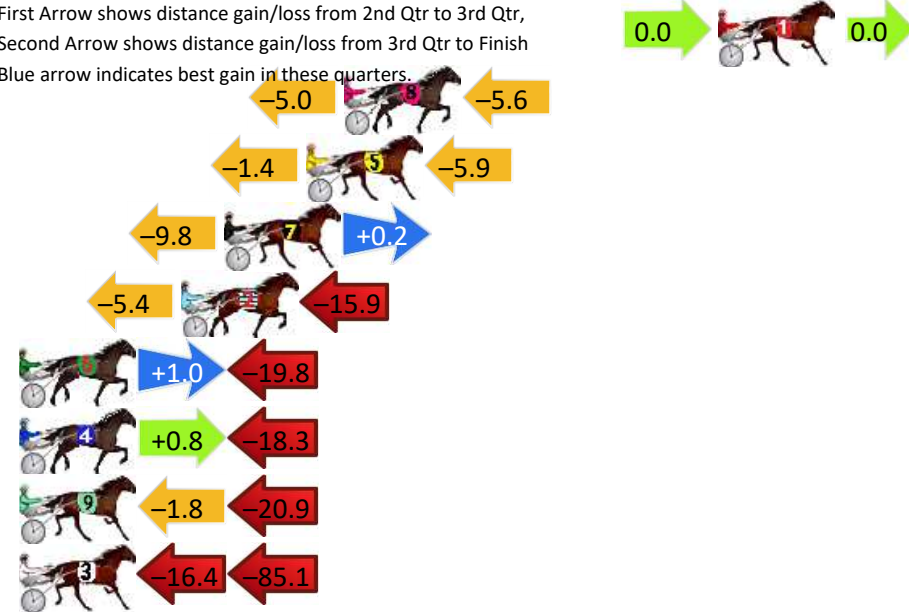
Gross Time: 2:39.40 MileRate: 2:00.40 LeadTime: 37.90s First Qtr: 31.80s Second Qtr: 30.70s Third Qtr: 29.30s Fourth Qtr: 29.70s

DATA TABLE: 800 / 400 Posi's are position from leader and (how wide the horse was at that position)

NoHorse	Plc	Mar	800 Posi	400 Posi	Time	3rd Qtr	4th Qt
1 JOHNNY LOMBO	1	0.0m	0.0m (1)	0.0m (0)	2:39.40	29.30s	29.70s
8 BATAVIA BLACKHOLE	2	15.0m	4.4m (1)	9.4m (1)	2:40.57	29.66s	30.11s
5 DWAYNE	3	16.5m	9.2m (1)	10.6m (0)	2:40.68	29.40s	30.14s
7 ELLIEGOZOOM	4	19.8m	10.2m (0)	20.0m (1)	2:40.94	30.02s	29.69s
2 EUSTON FLYER	5	21.5m	0.2m (0)	5.6m (0)	2:41.07	29.69s	30.87s
6 ALEXANDRA THEGREAT	6	32.0m	13.2m (1)	12.2m (2)	2:41.89	29.22s	31.16s
4 CRACKA TINNY	7	34.7m	17.2m (1)	16.4m (3)	2:42.10	29.23s	31.05s
9 HOT CINDER	8	37.7m	15.0m (0)	16.8m (2)	2:42.33	29.42s	31.24s
3 HILO LOUISA	9	107.1m	5.6m (0)	22.0m (0)	2:47.74	30.46s	35.98s

## Finish Position and metres gained

First Arrow shows distance gain/loss from 2nd Qtr to 3rd Qtr, Second Arrow shows distance gain/loss from 3rd Qtr to Finish  
Blue arrow indicates best gain in these quarters.



800

Visual positions in race at 2nd Quarter



400

Visual positions in race at 3rd Quarter





# Central Wheatbelt Race 5 Distance 1730m

Sunday, 19 May 2024


Gross Time: 2:12.00 MileRate: 2:02.80 LeadTime: 9.00s First Qtr: 32.20s Second Qtr: 32.60s Third Qtr: 29.90s Fourth Qtr: 28.30s

DATA TABLE: 800 / 400 Posi's are position from leader and (how wide the horse was at that position)

No	Horse	Plc	Mar	800 Posi	400 Posi	Time	3rd Qtr	4th Qt
2	BITOFDUTCHCOURAGE	1	0.0m	0.0m (0)	0.0m (0)	2:12.00	29.90s	28.30s
3	PACIFIC EAGLE	2	1.4m	4.2m (1)	4.4m (1)	2:12.10	29.91s	28.09s
1	KRAKKA LIGHTNING	3	4.9m	5.0m (0)	5.2m (0)	2:12.36	29.91s	28.28s
7	PINK PARADE	4	9.6m	9.0m (0)	9.4m (0)	2:12.71	29.93s	28.31s
9	BATAVIA STREAMLINE	5	15.0m	12.2m (1)	8.6m (2)	2:13.12	29.65s	28.75s
10	ALTA HURRAH	6	20.5m	12.8m (0)	15.0m (0)	2:13.52	30.07s	28.69s
8	COHLIN	7	23.9m	8.2m (1)	13.2m (1)	2:13.78	30.28s	29.05s
4	BATAVIA PLAYBOY	8	24.4m	16.2m (1)	14.8m (2)	2:13.81	29.82s	28.98s
6	MISTER RIGGERS	9	24.4m	0.2m (1)	8.4m (1)	2:13.81	30.53s	29.43s
5	ADDA PARIS	10	30.4m	16.8m (0)	20.4m (0)	2:14.26	30.18s	29.00s

## Finish Position and metres gained

First Arrow shows distance gain/loss from 2nd Qtr to 3rd Qtr, Second Arrow shows distance gain/loss from 3rd Qtr to Finish  
Blue arrow indicates best gain in these quarters.



800

Visual positions in race at 2nd Quarter



400

Visual positions in race at 3rd Quarter



# Central Wheatbelt Race 6 Distance 2130m

Sunday, 19 May 2024

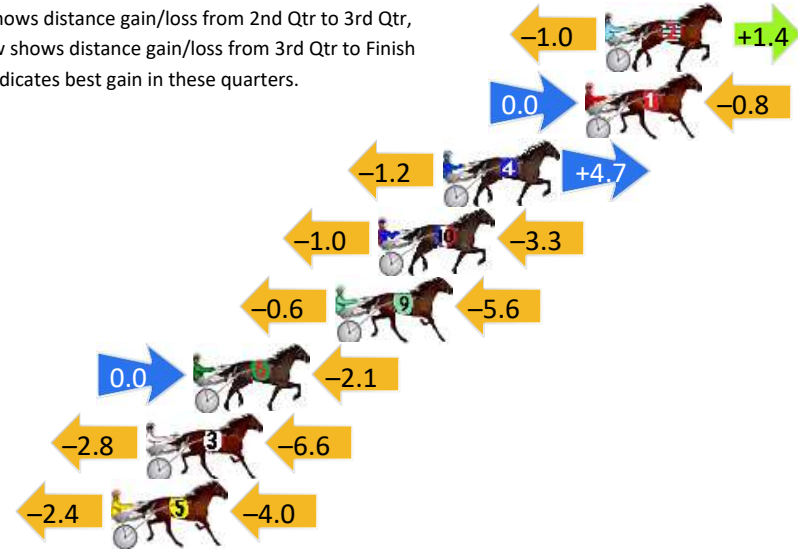
Gross Time: 2:39.20 MileRate: 2:00.30 LeadTime: 38.60s First Qtr: 32.80s Second Qtr: 31.00s Third Qtr: 28.30s Fourth Qtr: 28.50s

DATA TABLE: 800 / 400 Posi's are position from leader and (how wide the horse was at that position)

No	Horse	Plc	Mar	800 Posi	400 Posi	Time	3rd Qtr	4th Qt
2	SISTER CHERIE	1	0.0m	0.4m (1)	1.4m (1)	2:39.20	28.37s	28.40s
1	EYE BETTER	2	0.8m	0.0m (0)	0.0m (0)	2:39.26	28.30s	28.56s
4	AMERICAN MONARCH	3	6.5m	10.0m (1)	11.2m (1)	2:39.69	28.39s	28.17s
10	YA BETTOR FOLLOWME	4	9.1m	4.8m (1)	5.8m (1)	2:39.88	28.37s	28.73s
9	MEGA MACH	5	10.8m	4.6m (0)	5.2m (0)	2:40.01	28.34s	28.90s
6	GOODEALEHMADDIE	6	16.5m	14.4m (1)	14.4m (2)	2:40.44	28.30s	28.65s
3	BREWERY LANE	7	18.4m	9.0m (0)	11.8m (0)	2:40.58	28.50s	28.97s
5	BAZZA MAC	8	19.8m	13.4m (0)	15.8m (1)	2:40.68	28.47s	28.78s

## Finish Position and metres gained

First Arrow shows distance gain/loss from 2nd Qtr to 3rd Qtr, Second Arrow shows distance gain/loss from 3rd Qtr to Finish  
Blue arrow indicates best gain in these quarters.



800

Visual positions in race at 2nd Quarter



400

Visual positions in race at 3rd Quarter



# Central Wheatbelt Race 7 Distance 2100m

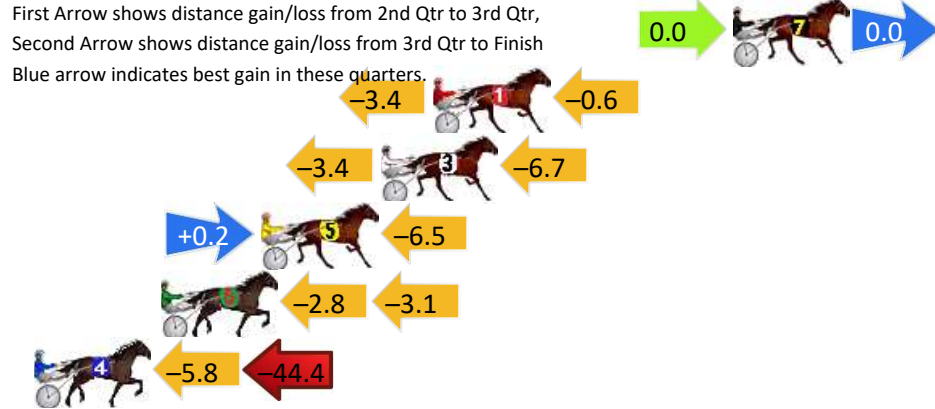
Sunday, 19 May 2024

Gross Time: 2:42.60 MileRate: 2:02.90 LeadTime: 39.20s First Qtr: 31.50s Second Qtr: 31.90s Third Qtr: 31.00s Fourth Qtr: 29.00s

DATA TABLE: 800 / 400 Posi's are position from leader and (how wide the horse was at that position)

NoHorse	Plc	Mar	800 Posi	400 Posi	Time	3rd Qtr	4th Qt
7 TIGER LOU	1	0.0m	0.0m (0)	0.0m (0)	2:42.60	31.00s	29.00s
1 QUEEN OF STARS	2	12.0m	8.0m (0)	11.4m (0)	2:43.51	31.26s	29.04s
3 GLADYS GUGMAN	3	14.1m	4.0m (0)	7.4m (0)	2:43.67	31.27s	29.48s
5 VELVET SHADOW	4	18.9m	12.6m (0)	12.4m (1)	2:44.04	31.00s	29.47s
6 GOODONYA MATE	5	22.9m	17.0m (0)	19.8m (0)	2:44.34	31.22s	29.22s
4 CAPRICORN JOE	6	73.6m	23.4m (0)	29.2m (0)	2:48.20	31.54s	32.20s

## Finish Position and metres gained



8  
0  
0

Visual positions in race at 2nd Quarter



4  
0  
0

Visual positions in race at 3rd Quarter