

Central Wheatbelt Race 1 Distance 1730m

Sunday, 1 September 2024

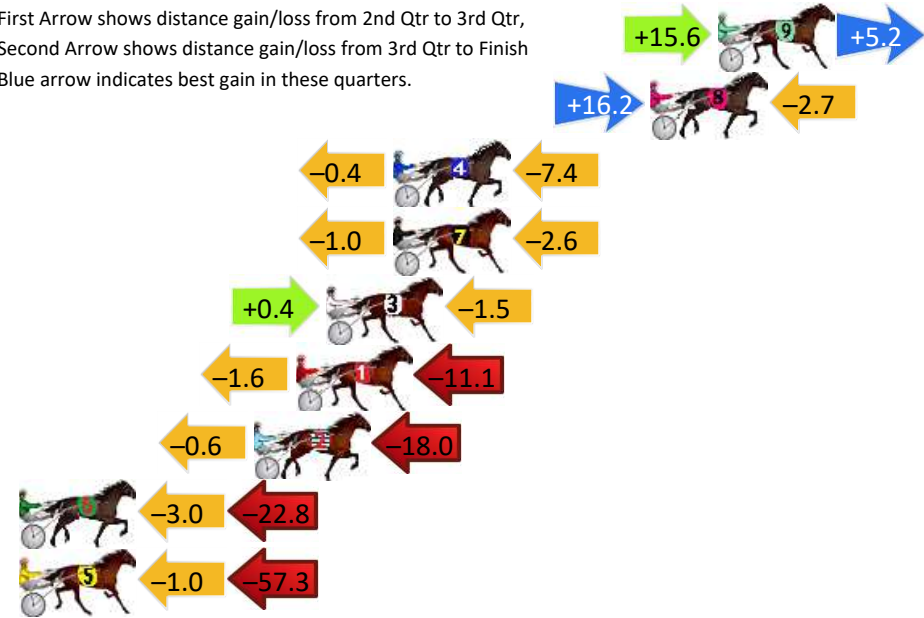
Gross Time: 2:08.40 MileRate: 1:59.40 LeadTime: 8.90s First Qtr: 30.50s Second Qtr: 29.60s Third Qtr: 29.20s Fourth Qtr: 30.20s

DATA TABLE: 800 / 400 Posi's are position from leader and (how wide the horse was at that position)

NoHorse	Plc	Mar	800 Posi	400 Posi	Time	3rd Qtr	4th Qt
9 MANEA	1	0.0m	20.8m (1)	5.2m (2)	2:08.40	28.05s	29.81s
8 DEL BOCAVISTA BAY	2	2.7m	16.2m (1)	0.0m (2)	2:08.61	28.00s	30.40s
4 OURFIRSTIMPRESSIO N	3	13.0m	5.2m (1)	5.6m (1)	2:09.43	29.22s	30.76s
7 MY GRAND ANGUS	3	13.0m	9.4m (1)	10.4m (2)	2:09.43	29.27s	30.40s
3 TEMPT THE STARS	5	15.7m	14.6m (0)	14.2m (1)	2:09.64	29.17s	30.31s
1 MARLEDIE	6	16.9m	4.2m (0)	5.8m (0)	2:09.74	29.30s	31.03s
2 DOUBLE THE ANTE	7	18.6m	0.0m (0)	0.6m (0)	2:09.87	29.22s	31.55s
6 BANK NOTICE	8	35.6m	9.8m (0)	12.8m (0)	2:11.22	29.39s	31.91s
5 ROCKNROLL TRAIN	9	59.1m	0.8m (1)	1.8m (1)	2:13.07	29.20s	34.50s


Finish Position and metres gained

First Arrow shows distance gain/loss from 2nd Qtr to 3rd Qtr, Second Arrow shows distance gain/loss from 3rd Qtr to Finish
Blue arrow indicates best gain in these quarters.



800

Visual positions in race at 2nd Quarter



400

Visual positions in race at 3rd Quarter

Central Wheatbelt Race 2 Distance 1730m

Sunday, 1 September 2024


Gross Time: 2:08.50 MileRate: 1:59.50 LeadTime: 8.40s First Qtr: 30.20s Second Qtr: 30.00s Third Qtr: 29.40s Fourth Qtr: 30.50s

DATA TABLE: 800 / 400 Posi's are position from leader and (how wide the horse was at that position)

No	Horse	Plc	Mar	800 Posi	400 Posi	Time	3rd Qtr	4th Qt
3	BATAVIA STREAMLINE	1	0.0m	0.0m (0)	0.0m (0)	2:08.50	29.40s	30.50s
6	GOTA GOOD WARHOL	2	0.4m	2.4m (1)	0.6m (1)	2:08.53	29.27s	30.48s
5	LUHRSY	3	1.9m	6.4m (1)	5.2m (1)	2:08.65	29.32s	30.25s
7	SWANBOURNE SPUNK	4	4.3m	9.6m (0)	12.4m (0)	2:08.84	29.62s	29.89s
9	LETS ROCK TONIGHT	5	4.9m	15.4m (2)	14.4m (3)	2:08.89	29.34s	29.78s
4	ROSIES LAST ATTACK	6	5.1m	10.4m (1)	12.4m (1)	2:08.91	29.56s	29.95s
8	ZUEDE	7	6.8m	15.4m (1)	16.6m (1)	2:09.04	29.50s	29.76s
1	CELEBRITY CHEF	8	8.2m	5.0m (0)	8.0m (0)	2:09.15	29.62s	30.52s
2	BATAVIA PLAYBOY	9	10.5m	9.6m (2)	11.4m (2)	2:09.34	29.54s	30.43s
10	IMMACHULATE	10	10.8m	14.0m (0)	17.0m (0)	2:09.36	29.63s	30.03s

Finish Position and metres gained

First Arrow shows distance gain/loss from 2nd Qtr to 3rd Qtr, Second Arrow shows distance gain/loss from 3rd Qtr to Finish
Blue arrow indicates best gain in these quarters.



800

Visual positions in race at 2nd Quarter



400

Visual positions in race at 3rd Quarter



Central Wheatbelt Race 4 Distance 2130m

Sunday, 1 September 2024


Gross Time: 2:40.30 MileRate: 2:01.10 LeadTime: 40.00s First Qtr: 31.90s Second Qtr: 30.60s Third Qtr: 29.20s Fourth Qtr: 28.60s

DATA TABLE: 800 / 400 Posi's are position from leader and (how wide the horse was at that position)

No	Horse	Plc	Mar	800 Posi	400 Posi	Time	3rd Qtr	4th Qt
3	TUX AND TAILS	1	0.0m	0.0m (0)	0.0m (0)	2:40.30	29.20s	28.60s
9	AMERICAN MONARCH	2	0.8m	6.6m (1)	6.6m (2)	2:40.36	29.20s	28.19s
8	YOU FLY WITH ME	3	8.1m	2.6m (1)	3.4m (1)	2:40.91	29.26s	28.93s
1	MAKE IT QUICK	4	8.3m	9.6m (0)	8.8m (0)	2:40.92	29.14s	28.56s
2	SIR BELVEDERE	5	8.7m	5.4m (0)	4.2m (0)	2:40.95	29.12s	28.92s
7	PACIFIC EAGLE	6	13.3m	13.8m (0)	12.8m (0)	2:41.30	29.13s	28.64s
4	ISAIDBOO	7	15.7m	11.2m (1)	11.4m (1)	2:41.48	29.22s	28.91s
6	CRACKA TINNY	8	19.3m	17.8m (0)	11.8m (2)	2:41.75	28.77s	29.13s
5	BEYOND BLING	9	26.5m	15.8m (1)	7.8m (3)	2:42.29	28.64s	29.93s

Finish Position and metres gained

First Arrow shows distance gain/loss from 2nd Qtr to 3rd Qtr, Second Arrow shows distance gain/loss from 3rd Qtr to Finish
Blue arrow indicates best gain in these quarters.



800

Visual positions in race at 2nd Quarter



400

Visual positions in race at 3rd Quarter





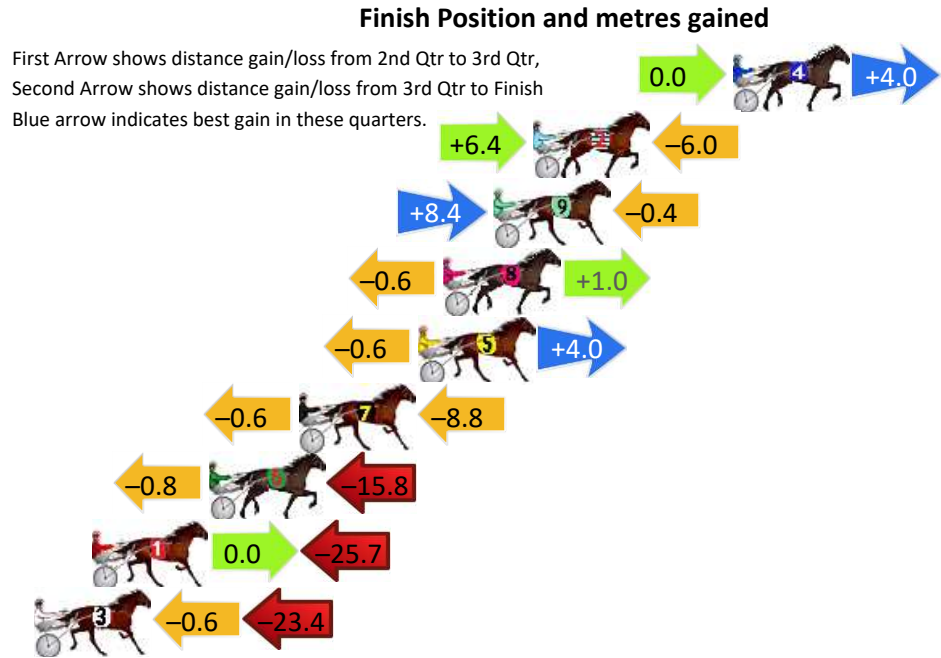
Central Wheatbelt Race 5 Distance 1730m

Sunday, 1 September 2024

Gross Time: 2:09.00 MileRate: 2:00.00 LeadTime: 8.50s First Qtr: 29.70s Second Qtr: 31.00s Third Qtr: 29.90s Fourth Qtr: 29.90s

DATA TABLE: 800 / 400 Posi's are position from leader and (how wide the horse was at that position)

No	Horse	Plc	Mar	800 Posi	400 Posi	Time	3rd Qtr	4th Qt
4	SPORTING GRACE	1	0.0m	4.0m (0)	4.0m (0)	2:09.00	29.90s	29.60s
2	SHES A MARE	2	8.0m	8.4m (1)	2.0m (2)	2:09.63	29.42s	30.35s
9	ROCKIN THE TREND	3	9.6m	17.6m (1)	9.2m (2)	2:09.75	29.28s	29.93s
8	IDEAL WHITBY	4	11.6m	12.0m (0)	12.6m (0)	2:09.91	29.94s	29.83s
5	ADDA PARIS	5	12.6m	16.0m (0)	16.6m (0)	2:09.99	29.94s	29.60s
7	HOT CINDER	6	17.4m	8.0m (0)	8.6m (0)	2:10.36	29.94s	30.55s
6	ADMIRAL DARCY	7	21.0m	4.4m (1)	5.2m (1)	2:10.64	29.96s	31.07s
1	ROCKNROLL NUGGET	8	25.7m	0.0m (0)	0.0m (0)	2:11.01	29.90s	31.81s
3	GLADYS GUGMAN	9	37.2m	13.2m (1)	13.8m (1)	2:11.91	29.94s	31.64s



Central Wheatbelt Race 6 Distance 2130m

Sunday, 1 September 2024

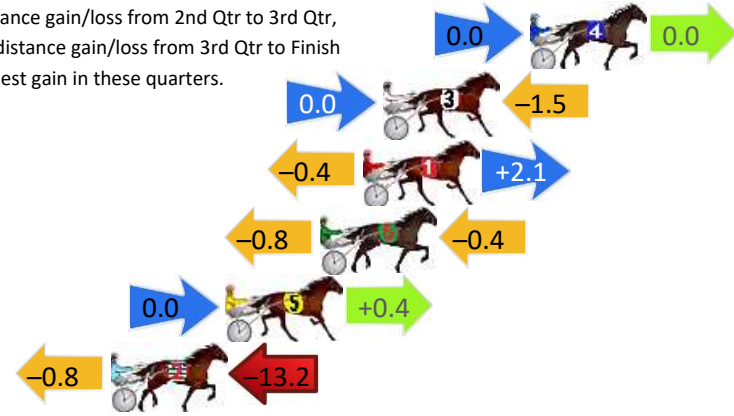
Gross Time: 2:37.60 MileRate: 1:59.10 LeadTime: 35.30s First Qtr: 32.60s Second Qtr: 30.80s Third Qtr: 29.80s Fourth Qtr: 29.10s

DATA TABLE: 800 / 400 Posi's are position from leader and (how wide the horse was at that position)

NoHorse	Plc	Mar	800 Posi	400 Posi	Time	3rd Qtr	4th Qt
4 FRANCO MECCA	1	0.0m	0.0m (0)	0.0m (0)	2:37.60	29.80s	29.10s
3 NAME IN LIGHTS	2	5.9m	4.4m (0)	4.4m (0)	2:38.05	29.80s	29.21s
1 YA BETTOR FOLLOWME	3	6.7m	8.4m (0)	8.8m (0)	2:38.11	29.83s	28.95s
6 EYE BETTER	4	8.4m	7.2m (1)	8.0m (1)	2:38.24	29.86s	29.13s
5 BREWERY LANE	5	12.2m	12.6m (0)	12.6m (1)	2:38.53	29.80s	29.07s
2 MAJIC BAY	6	16.8m	2.8m (1)	3.6m (1)	2:38.88	29.87s	30.05s

Finish Position and metres gained

First Arrow shows distance gain/loss from 2nd Qtr to 3rd Qtr, Second Arrow shows distance gain/loss from 3rd Qtr to Finish
Blue arrow indicates best gain in these quarters.



800

Visual positions in race at 2nd Quarter



400

Visual positions in race at 3rd Quarter

Central Wheatbelt Race 7 Distance 2130m

Sunday, 1 September 2024


Gross Time: 2:45.10 MileRate: 2:04.70 LeadTime: 38.20s First Qtr: 31.50s Second Qtr: 32.00s Third Qtr: 32.90s Fourth Qtr: 30.50s

DATA TABLE: 800 / 400 Posi's are position from leader and (how wide the horse was at that position)

No	Horse	Plc	Mar	800 Posi	400 Posi	Time	3rd Qtr	4th Qt
3	NEVERTELLMETHEO DDS	1	0.0m	4.0m (0)	4.4m (0)	2:45.10	32.92s	30.17s
6	ON GOLDEN ROAD	2	0.8m	12.0m (0)	9.8m (3)	2:45.16	32.70s	29.82s
1	FAVOR	3	1.2m	0.0m (0)	0.2m (0)	2:45.20	32.92s	30.58s
2	IDEALINCIDER	4	4.8m	15.8m (0)	13.0m (0)	2:45.48	32.65s	29.88s
8	GINNIVAN	5	5.5m	9.6m (1)	0.0m (1)	2:45.54	32.16s	30.92s
4	CAPPY THE FIREY	6	15.9m	5.6m (1)	5.4m (2)	2:46.37	32.92s	31.30s
7	BLIND EDITION	7	22.9m	8.0m (0)	9.4m (2)	2:46.93	33.05s	31.52s
5	MELORSUE DEE	8	68.9m	1.6m (1)	6.8m (1)	2:50.60	33.50s	35.21s

Finish Position and metres gained

First Arrow shows distance gain/loss from 2nd Qtr to 3rd Qtr, Second Arrow shows distance gain/loss from 3rd Qtr to Finish
Blue arrow indicates best gain in these quarters.



8
0
0

Visual positions in race at 2nd Quarter



4
0
0

Visual positions in race at 3rd Quarter

