

Bunbury Race 1 Distance 1609m

Tuesday, 30 July 2024

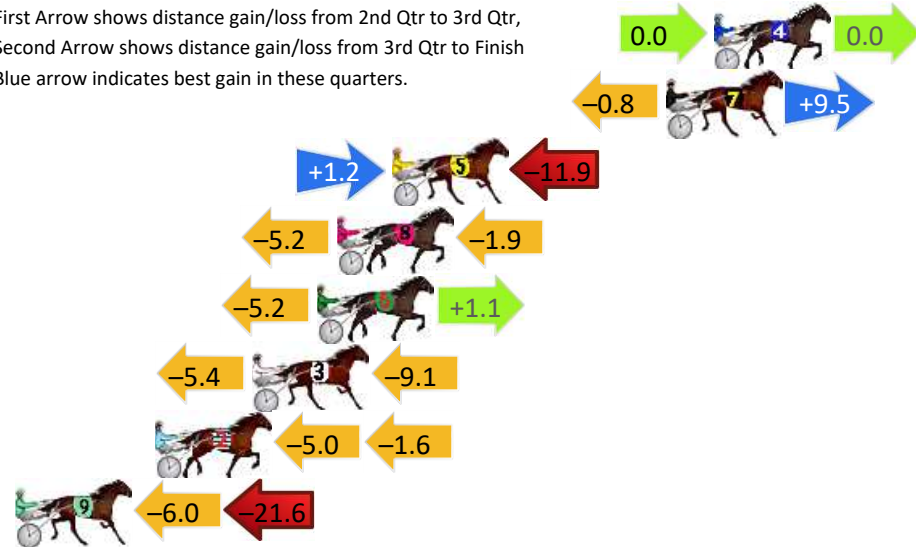
Gross Time: 1:56.40 MileRate: 1:56.40 LeadTime: 0.00s First Qtr: 29.10s Second Qtr: 31.60s Third Qtr: 27.80s Fourth Qtr: 27.90s

DATA TABLE: 800 / 400 Posi's are position from leader and (how wide the horse was at that position)

No	Horse	Plc	Mar	800 Posi	400 Posi	Time	3rd Qtr	4th Qt
4	CONTROL THE ROOM	1	0.0m	0.0m (0)	0.0m (0)	1:56.40	27.80s	27.90s
7	COMO EL VIENTO	2	1.9m	10.6m (1)	11.4m (2)	1:56.54	27.86s	27.24s
5	XPRESS PARTY	3	12.9m	2.2m (1)	1.0m (1)	1:57.35	27.72s	28.73s
8	UP AND ALIVE	4	15.1m	8.0m (0)	13.2m (0)	1:57.51	28.16s	28.03s
6	FILLMYPOCKET	5	15.9m	11.8m (0)	17.0m (1)	1:57.57	28.16s	27.82s
3	BOUJEE BOY	6	18.5m	4.0m (0)	9.4m (0)	1:57.76	28.17s	28.53s
2	DAMAGE DONE	7	22.4m	15.8m (0)	20.8m (0)	1:58.04	28.15s	28.01s
9	MAJOR DARLING	8	34.0m	6.4m (1)	12.4m (1)	1:58.89	28.21s	29.40s

Finish Position and metres gained

First Arrow shows distance gain/loss from 2nd Qtr to 3rd Qtr, Second Arrow shows distance gain/loss from 3rd Qtr to Finish
Blue arrow indicates best gain in these quarters.



8
0
0

Visual positions in race at 2nd Quarter



4
0
0

Visual positions in race at 3rd Quarter



Bunbury Race 2 Distance 2100m

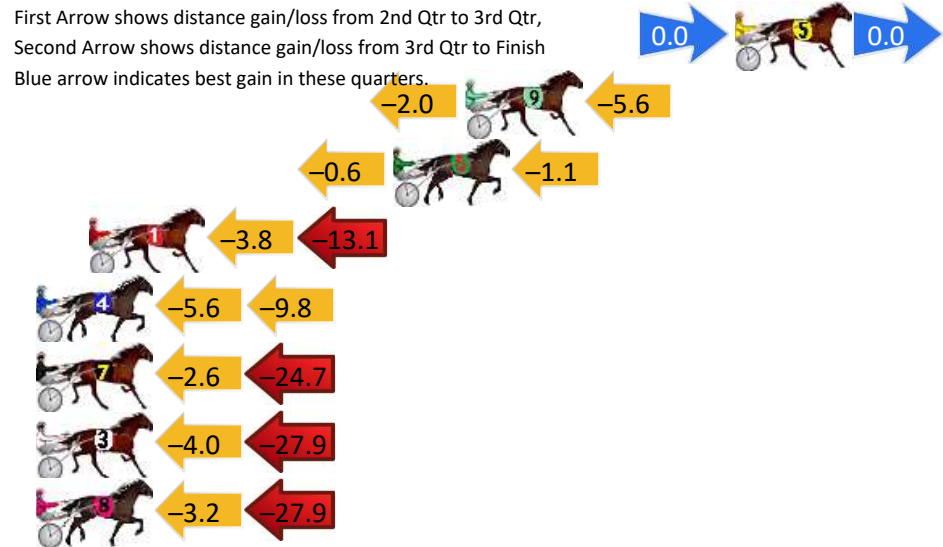
Tuesday, 30 July 2024

Gross Time: 2:36.10 MileRate: 1:59.60 LeadTime: 36.80s First Qtr: 31.80s Second Qtr: 30.20s Third Qtr: 28.20s Fourth Qtr: 29.10s

DATA TABLE: 800 / 400 Posi's are position from leader and (how wide the horse was at that position)

No	Horse	Plc	Mar	800 Posi	400 Posi	Time	3rd Qtr	4th Qt
5	LUCI KANE	1	0.0m	0.0m (0)	0.0m (0)	2:36.10	28.20s	29.10s
9	CONTROL QUEEN	2	10.8m	3.2m (1)	5.2m (1)	2:36.92	28.34s	29.51s
6	MANEA	3	13.7m	12.0m (1)	12.6m (2)	2:37.15	28.24s	29.18s
1	HURRICANEHOPE	4	25.9m	9.0m (0)	12.8m (0)	2:38.08	28.46s	30.05s
4	VYBRANT	5	32.8m	17.4m (0)	23.0m (0)	2:38.60	28.59s	29.81s
7	HONOUR THE EAGLE	6	34.9m	7.6m (1)	10.2m (1)	2:38.76	28.36s	30.89s
3	SATAN PRINCESS	7	36.7m	4.8m (0)	8.8m (0)	2:38.90	28.45s	31.12s
8	TERASITA	8	44.3m	13.2m (0)	16.4m (1)	2:39.48	28.40s	31.12s

Finish Position and metres gained



800

Visual positions in race at 2nd Quarter



400

Visual positions in race at 3rd Quarter



Bunbury Race 3 Distance 1609m

Tuesday, 30 July 2024

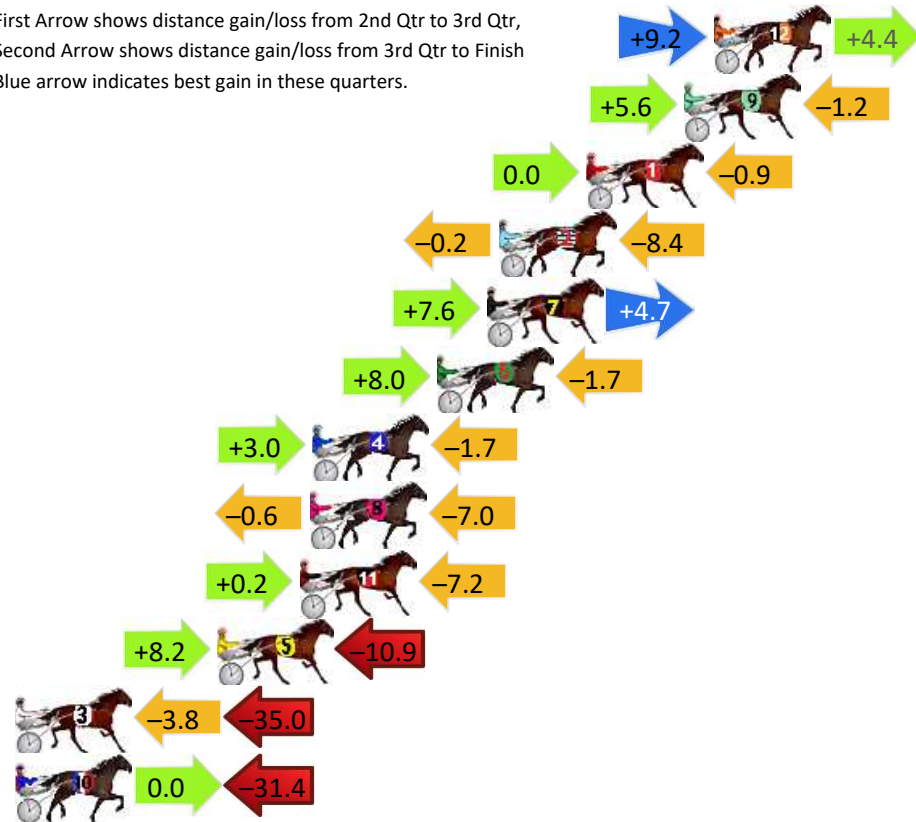
Gross Time: 1:58.50 MileRate: 1:58.50 LeadTime: 0.00s First Qtr: 28.50s Second Qtr: 31.30s Third Qtr: 29.80s Fourth Qtr: 28.90s

DATA TABLE: 800 / 400 Posi's are position from leader and (how wide the horse was at that position)

No	Horse	Plc	Mar	800 Posi	400 Posi	Time	3rd Qtr	4th Qt
12	MAKE IT QUICK	1	0.0m	13.6m (1)	4.4m (2)	1:58.50	29.12s	28.58s
9	SWEET SASSY MOLASSY	2	1.2m	5.6m (1)	0.0m (1)	1:58.59	29.39s	28.99s
1	EILEENMAY	3	5.1m	4.2m (0)	4.2m (0)	1:58.89	29.80s	28.96s
2	OURFIRSTIMPRESSION	4	8.6m	0.0m (0)	0.2m (0)	1:59.15	29.82s	29.50s
7	LIGHTFOOT LEIGH	5	9.1m	21.4m (1)	13.8m (2)	1:59.19	29.24s	28.56s
6	AXLE ROCKS	6	11.1m	17.4m (1)	9.4m (2)	1:59.34	29.22s	29.02s
4	CAPITOL DAWN	7	16.1m	17.4m (0)	14.4m (0)	1:59.72	29.58s	29.02s
8	JAMANCO	8	16.2m	8.6m (0)	9.2m (0)	1:59.73	29.85s	29.40s
11	HEART OF SAHARA	9	16.6m	9.6m (1)	9.4m (1)	1:59.76	29.79s	29.42s
5	FOLLOW MY STRIDE	10	19.9m	17.2m (2)	9.0m (3)	2:00.01	29.21s	29.68s
3	DEE JAYS BIG BOY	11	40.4m	1.6m (1)	5.4m (1)	2:01.56	30.12s	31.41s
10	JORDANO	12	44.4m	13.0m (0)	13.0m (1)	2:01.87	29.84s	31.16s

Finish Position and metres gained

First Arrow shows distance gain/loss from 2nd Qtr to 3rd Qtr, Second Arrow shows distance gain/loss from 3rd Qtr to Finish. Blue arrow indicates best gain in these quarters.



800

Visual positions in race at 2nd Quarter



400

Visual positions in race at 3rd Quarter



Sectional Analysis Software

Not just form | Free Trial

www.facebook.com/PJHarnessRacing



RISE Digital, Harness Racing Australia nor the provider accepts any responsibility for the completeness or accuracy of any of the information contained herein, and makes no representations about its suitability for any particular purpose. Users should make their own judgements about those matters and/or seek independent advice. You assume all risks associated with use of data provided on this page

Bunbury Race 4 Distance 2100m

Tuesday, 30 July 2024


Gross Time: 2:36.40 MileRate: 1:59.80 LeadTime: 36.40s First Qtr: 30.00s Second Qtr: 31.50s Third Qtr: 28.60s Fourth Qtr: 29.90s

DATA TABLE: 800 / 400 Posi's are position from leader and (how wide the horse was at that position)

No	Horse	Plc	Mar	800 Posi	400 Posi	Time	3rd Qtr	4th Qt
10	ADORE ME SOME MORE	1	0.0m	9.8m (2)	7.4m (3)	2:36.40	28.44s	29.35s
1	THEYCALL ME STOOGIE	2	2.2m	4.0m (0)	3.8m (0)	2:36.57	28.59s	29.78s
12	MISTER KOPA	3	3.6m	16.2m (0)	15.0m (0)	2:36.68	28.53s	29.05s
2	HES A COOL MACH	4	5.7m	0.0m (0)	0.0m (0)	2:36.85	28.59s	30.32s
8	ELSAMAY	5	5.9m	8.0m (0)	8.0m (1)	2:36.86	28.60s	29.74s
9	YANKIE KEV	6	8.8m	5.6m (2)	3.8m (2)	2:37.09	28.46s	30.27s
7	THE WAND WAVER	7	9.0m	3.0m (1)	3.4m (1)	2:37.10	28.62s	30.32s
11	LETS ROCK TONIGHT	8	11.2m	12.2m (0)	10.8m (0)	2:37.28	28.50s	29.93s
3	PATH OF GOLD	9	14.4m	11.6m (1)	13.0m (1)	2:37.53	28.70s	30.00s
6	BALTIC ACE	10	17.3m	14.0m (2)	12.0m (2)	2:37.76	28.45s	30.29s
5	CRACKA TINNY	11	20.5m	15.6m (1)	19.8m (1)	2:38.01	28.90s	29.95s
4	FLAMING CULLEN	12	98.1m	7.6m (1)	40.0m (0)	2:44.08	30.86s	34.22s

Finish Position and metres gained

First Arrow shows distance gain/loss from 2nd Qtr to 3rd Qtr, Second Arrow shows distance gain/loss from 3rd Qtr to Finish
Blue arrow indicates best gain in these quarters.



800

Visual positions in race at 2nd Quarter



400

Visual positions in race at 3rd Quarter



Powered by

PJ Harness Analyser

Sectional Analysis Software

Not just form | Free Trial

www.facebook.com/PJHarnessRacing



RISE Digital, Harness Racing Australia nor the provider accepts any responsibility for the completeness or accuracy of any of the information contained herein, and makes no representations about its suitability for any particular purpose. Users should make their own judgements about those matters and/or seek independent advice. You assume all risks associated with use of data provided on this page

Bunbury Race 5 Distance 2100m

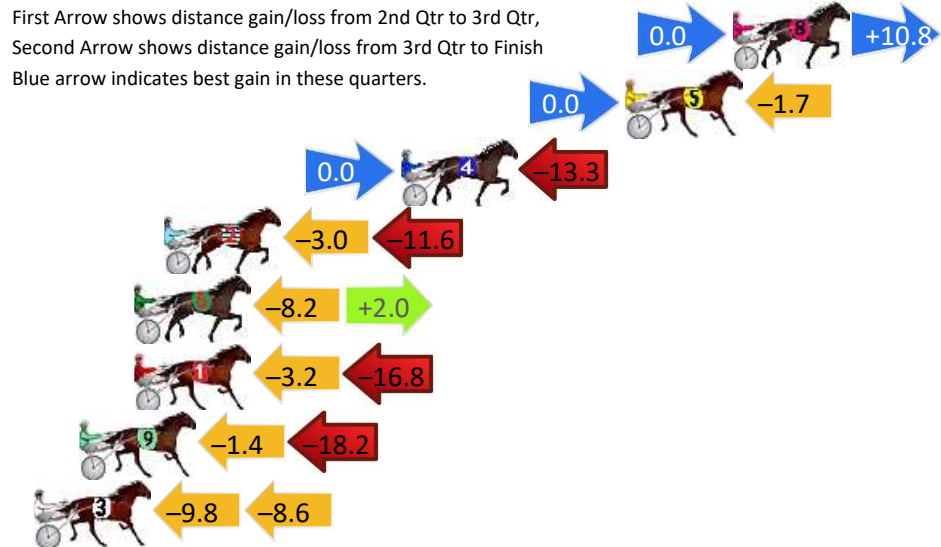
Tuesday, 30 July 2024

Gross Time: 2:34.00 MileRate: 1:58.00 LeadTime: 36.90s First Qtr: 31.10s Second Qtr: 30.20s Third Qtr: 27.60s Fourth Qtr: 28.20s

DATA TABLE: 800 / 400 Posi's are position from leader and (how wide the horse was at that position)

No	Horse	Plc	Mar	800 Posi	400 Posi	Time	3rd Qtr	4th Qt
8	COPY CAT QUEEN	1	0.0m	10.8m (1)	10.8m (2)	2:34.00	27.61s	27.44s
5	POCKET THE CHANGE	2	4.3m	2.6m (1)	2.6m (1)	2:34.32	27.60s	28.32s
4	ZARA TINDALL	3	13.3m	0.0m (0)	0.0m (0)	2:34.99	27.59s	29.13s
2	ALLZFAIRNLUVNWAR	4	22.8m	8.2m (0)	11.2m (0)	2:35.69	27.80s	29.01s
6	JADES FORTUNE	5	24.0m	17.8m (0)	26.0m (1)	2:35.78	28.17s	28.06s
1	OUR LOVE AFFAIR	6	24.0m	4.0m (0)	7.2m (0)	2:35.78	27.81s	29.38s
9	SECRET REACTION	7	26.2m	6.6m (1)	8.0m (1)	2:35.94	27.68s	29.48s
3	WANDERING GIRL	8	31.2m	12.8m (0)	22.6m (0)	2:36.31	28.27s	28.80s

Finish Position and metres gained



800

Visual positions in race at 2nd Quarter



400

Visual positions in race at 3rd Quarter

Bunbury Race 6 Distance 2100m




Tuesday, 30 July 2024

Gross Time: 2:33.90 MileRate: 1:57.90 LeadTime: 36.60s First Qtr: 30.80s Second Qtr: 29.80s Third Qtr: 28.40s Fourth Qtr: 28.30s

DATA TABLE: 800 / 400 Posi's are position from leader and (how wide the horse was at that position)

No	Horse	Plc	Mar	800 Posi	400 Posi	Time	3rd Qtr	4th Qt
4	MANDOWN	1	0.0m	2.2m (1)	0.0m (0)	2:33.90	28.24s	28.30s
3	CABERNEIGH	2	10.4m	0.0m (0)	4.8m (0)	2:34.67	28.74s	28.69s
5	ISLAND TEE REX	3	14.8m	10.0m (1)	8.2m (2)	2:35.00	28.27s	28.76s
10	ARIONROCK	4	19.3m	6.2m (1)	3.8m (2)	2:35.34	28.23s	29.39s
1	PADDITUDE	5	24.1m	8.0m (0)	10.8m (0)	2:35.69	28.60s	29.24s
8	I SEE FIRE	6	25.5m	12.8m (0)	16.2m (0)	2:35.80	28.64s	28.95s
7	HES THUNDER	7	25.7m	16.8m (0)	20.6m (0)	2:35.81	28.67s	28.66s
6	THE MIGHTY WARRIOR	8	28.5m	14.6m (1)	16.2m (1)	2:36.02	28.51s	29.17s
2	SKIPPIN CLASS	9	31.5m	4.0m (0)	3.8m (1)	2:36.24	28.39s	30.25s

Finish Position and metres gained



Bunbury Race 7 Distance 2100m

Tuesday, 30 July 2024

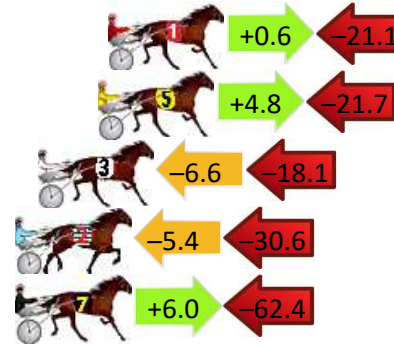
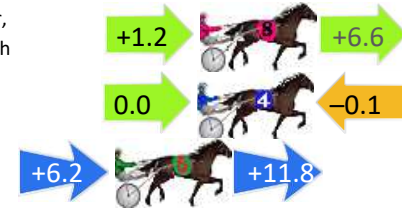
Gross Time: 2:32.30 MileRate: 1:56.70 LeadTime: 35.00s First Qtr: 29.70s Second Qtr: 28.90s Third Qtr: 28.80s Fourth Qtr: 29.90s

DATA TABLE: 800 / 400 Posi's are position from leader and (how wide the horse was at that position)

No	Horse	Plc	Mar	800 Posi	400 Posi	Time	3rd Qtr	4th Qt
8	MASTER LEIGHTON	1	0.0m	7.8m (0)	6.6m (0)	2:32.30	28.72s	29.41s
4	LOMBO MITCHINSON	2	0.1m	0.0m (0)	0.0m (0)	2:32.31	28.80s	29.91s
6	GULLY GUM	3	3.4m	21.4m (1)	15.2m (2)	2:32.57	28.36s	29.02s
1	TASHS SPARTAN	4	24.3m	3.8m (0)	3.2m (1)	2:34.20	28.73s	31.47s
5	FOLLOW ROCKNROLL	5	24.7m	7.8m (1)	3.0m (2)	2:34.23	28.42s	31.51s
3	PEACEFUL	6	27.1m	2.4m (1)	9.0m (1)	2:34.42	29.26s	31.25s
2	SOUND WAVE	7	48.6m	12.6m (1)	18.0m (0)	2:36.11	29.15s	32.17s
7	MIKIS BEACH	8	73.6m	17.2m (1)	11.2m (2)	2:38.07	28.28s	34.54s

Finish Position and metres gained

First Arrow shows distance gain/loss from 2nd Qtr to 3rd Qtr, Second Arrow shows distance gain/loss from 3rd Qtr to Finish
Blue arrow indicates best gain in these quarters.



8
0
0

Visual positions in race at 2nd Quarter



4
0
0

Visual positions in race at 3rd Quarter

Bunbury Race 8 Distance 2100m

Tuesday, 30 July 2024


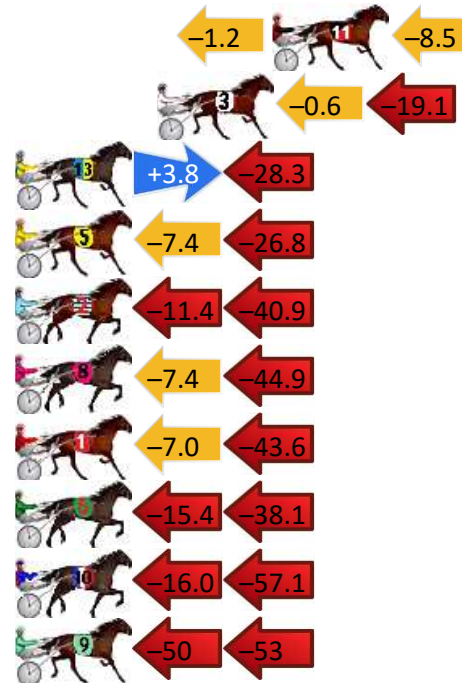
Gross Time: 2:33.60 MileRate: 1:57.70 LeadTime: 35.90s First Qtr: 30.20s Second Qtr: 30.40s Third Qtr: 28.60s Fourth Qtr: 28.50s

DATA TABLE: 800 / 400 Posi's are position from leader and (how wide the horse was at that position)


No	Horse	Plc	Mar	800 Posi	400 Posi	Time	3rd Qtr	4th Qt
4	HEZ SAM	1	0.0m	0.0m (0)	0.0m (0)	2:33.60	28.60s	28.50s
7	VINNIES STAR	2	0.5m	4.0m (0)	4.2m (0)	2:33.64	28.61s	28.24s
11	YOUR GRACE	3	17.7m	8.0m (0)	9.2m (0)	2:34.92	28.69s	29.10s
3	SUGAR COVERED	4	22.3m	2.6m (1)	3.2m (1)	2:35.27	28.64s	29.85s
13	HEEZ A VIBE	5	35.7m	11.2m (1)	7.4m (1)	2:36.27	28.33s	30.51s
5	SPIRITOFANANGEL	6	50.4m	16.2m (0)	23.6m (0)	2:37.37	29.13s	30.40s
2	MANGO TANGO	7	59.3m	7.0m (1)	18.4m (1)	2:38.04	29.41s	31.40s
8	RADIANT BAY	8	64.5m	12.2m (0)	19.6m (0)	2:38.43	29.13s	31.68s
1	ROAD STAR	9	66.0m	15.4m (1)	22.4m (2)	2:38.54	29.10s	31.59s
6	JACK MANNIX	10	73.5m	20.0m (1)	35.4m (1)	2:39.10	29.70s	31.20s
10	INEEDA DRINK	11	93.3m	20.2m (0)	36.2m (0)	2:40.58	29.74s	32.55s
9	SUGAR BOO	12	182.3m	80.0m (0)	130.0m (0)	2:47.25	32.16s	32.21s

Finish Position and metres gained

First Arrow shows distance gain/loss from 2nd Qtr to 3rd Qtr, Second Arrow shows distance gain/loss from 3rd Qtr to Finish. Blue arrow indicates best gain in these quarters.



Visual positions in race at 2nd Quarter



Visual positions in race at 3rd Quarter



Bunbury Race 9 Distance 2100m

Tuesday, 30 July 2024


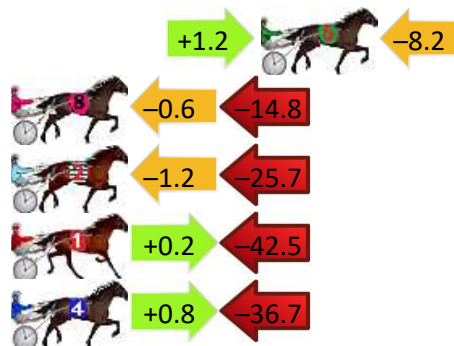
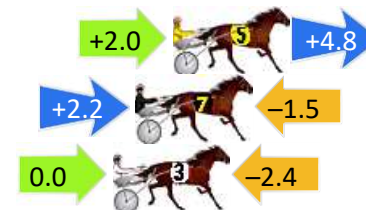
Gross Time: 2:39.80 MileRate: 2:02.40 LeadTime: 39.00s First Qtr: 31.10s Second Qtr: 30.90s Third Qtr: 29.30s Fourth Qtr: 29.50s

DATA TABLE: 800 / 400 Posi's are position from leader and (how wide the horse was at that position)


No	Horse	Plc	Mar	800 Posi	400 Posi	Time	3rd Qtr	4th Qt
5	STRIKING A DEAL	1	0.0m	6.8m (1)	4.8m (1)	2:39.80	29.16s	29.15s
7	HEZ SPECIAL	2	1.5m	2.2m (1)	0.0m (1)	2:39.92	29.14s	29.61s
3	ALZ SUNSHINE	3	2.4m	0.0m (0)	0.0m (0)	2:39.99	29.30s	29.68s
6	MAPLE MAREE	4	18.0m	11.0m (1)	9.8m (1)	2:41.19	29.21s	30.10s
8	WAHINE TOA	5	28.8m	13.4m (0)	14.0m (0)	2:42.03	29.34s	30.59s
2	RUN STELLA RUN	6	35.5m	8.6m (0)	9.8m (0)	2:42.55	29.38s	31.38s
1	THINGS CHANGE	7	46.3m	4.0m (0)	3.8m (0)	2:43.38	29.27s	32.62s
4	KRIPKE	8	51.1m	15.2m (1)	14.4m (1)	2:43.75	29.23s	32.19s

Finish Position and metres gained

First Arrow shows distance gain/loss from 2nd Qtr to 3rd Qtr, Second Arrow shows distance gain/loss from 3rd Qtr to Finish Blue arrow indicates best gain in these quarters.



Visual positions in race at 2nd Quarter



Visual positions in race at 3rd Quarter

