

# Bunbury Race 1 Distance 2100m

Friday, 29 November 2024


Gross Time: 2:38.60 MileRate: 2:01.50 LeadTime: 37.80s First Qtr: 32.40s Second Qtr: 30.30s Third Qtr: 29.00s Fourth Qtr: 29.10s

DATA TABLE: 800 / 400 Posi's are position from leader and (how wide the horse was at that position)

No	Horse	Plc	Mar	800 Posi	400 Posi	Time	3rd Qtr	4th Qt
4	CODENAME ELLIOT	1	0.0m	12.0m (1)	2.4m (2)	2:38.60	28.31s	28.93s
1	BOUNCE BACK BUDDY	2	1.5m	0.0m (0)	0.0m (0)	2:38.71	29.00s	29.21s
8	CARA DIANA	3	5.1m	4.0m (0)	4.0m (0)	2:38.99	29.00s	29.18s
6	HOLD YOUR FIRE	4	8.8m	16.6m (1)	9.2m (2)	2:39.27	28.47s	29.07s
7	STAR OF THE GALAXY	5	13.9m	21.0m (1)	14.4m (2)	2:39.66	28.52s	29.06s
5	IM GRAFTER	6	17.0m	16.6m (0)	14.4m (1)	2:39.90	28.84s	29.29s
3	FRANKENSTEINSBRIDE	7	21.3m	3.2m (1)	2.2m (1)	2:40.23	28.93s	30.48s
9	GRIN DESTINY	8	41.1m	8.0m (0)	11.4m (0)	2:41.74	29.24s	31.25s
10	IDONTWANABEAPIRATE	9	41.6m	12.0m (0)	15.4m (0)	2:41.78	29.24s	31.00s
2	STARANNA	10	53.1m	8.0m (1)	9.2m (1)	2:42.65	29.08s	32.28s

## Finish Position and metres gained

First Arrow shows distance gain/loss from 2nd Qtr to 3rd Qtr, Second Arrow shows distance gain/loss from 3rd Qtr to Finish  
Blue arrow indicates best gain in these quarters.



800

Visual positions in race at 2nd Quarter



400

Visual positions in race at 3rd Quarter



# Bunbury Race 2 Distance 2100m

Friday, 29 November 2024


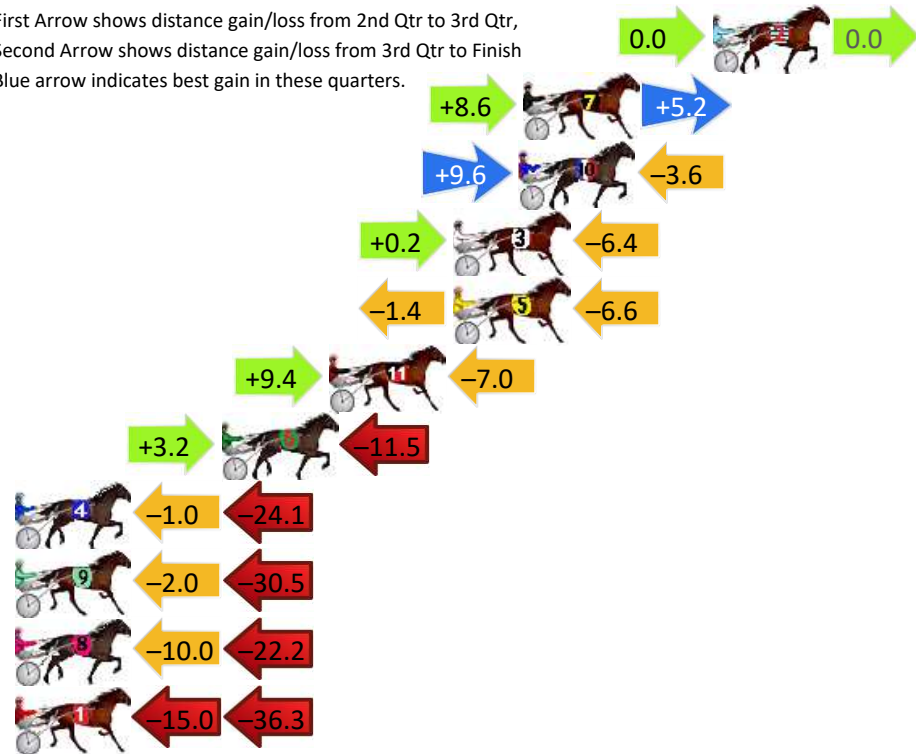
Gross Time: 2:36.80 MileRate: 2:00.10 LeadTime: 36.40s First Qtr: 30.80s Second Qtr: 29.90s Third Qtr: 29.50s Fourth Qtr: 30.20s

DATA TABLE: 800 / 400 Posi's are position from leader and (how wide the horse was at that position)

No	Horse	Plc	Mar	800 Posi	400 Posi	Time	3rd Qtr	4th Qt
2	LUCKSAFORTUNE	1	0.0m	0.0m (0)	0.0m (0)	2:36.80	29.50s	30.20s
7	LOW FLYIN	2	7.6m	21.4m (1)	12.8m (2)	2:37.40	28.87s	29.81s
10	PAY HOMAGE	3	7.8m	13.8m (2)	4.2m (2)	2:37.42	28.78s	30.47s
3	THE THIRSTY VET	4	10.4m	4.2m (0)	4.0m (0)	2:37.62	29.48s	30.68s
5	OURFIRSTIMPRESSIO N	5	10.4m	2.4m (1)	3.8m (1)	2:37.62	29.60s	30.70s
11	TERASITA	6	15.4m	17.8m (2)	8.4m (2)	2:38.02	28.80s	30.73s
6	FLY EAGLE ROSE	7	19.7m	11.4m (0)	8.2m (0)	2:38.36	29.25s	31.06s
4	SONGSTER	8	31.9m	6.8m (1)	7.8m (1)	2:39.32	29.55s	32.01s
9	INTERNAL WAVES	9	43.5m	11.0m (1)	13.0m (1)	2:40.24	29.62s	32.49s
8	VEEFORVICTORY	10	87.2m	55.0m (0)	65.0m (0)	2:43.70	30.22s	31.87s
1	BARTLETT	11	126.3m	75.0m (0)	90.0m (0)	2:46.79	30.58s	32.93s

## Finish Position and metres gained

First Arrow shows distance gain/loss from 2nd Qtr to 3rd Qtr,  
Second Arrow shows distance gain/loss from 3rd Qtr to Finish  
Blue arrow indicates best gain in these quarters.



# Bunbury Race 3 Distance 2100m

Friday, 29 November 2024



Gross Time: 2:34.80 MileRate: 1:58.60 LeadTime: 35.60s First Qtr: 30.00s Second Qtr: 29.90s Third Qtr: 29.70s Fourth Qtr: 29.60s

DATA TABLE: 800 / 400 Posi's are position from leader and (how wide the horse was at that position)

No	Horse	Plc	Mar	800 Posi	400 Posi	Time	3rd Qtr	4th Qt
1	IM ROCKIN ROD	1	0.0m	0.0m (0)	0.0m (0)	2:34.80	29.70s	29.60s
11	EXTINCTION	2	0.4m	16.6m (1)	11.8m (2)	2:34.83	29.34s	28.76s
8	CHAMPAGNE STYLE	3	4.3m	4.2m (0)	4.2m (0)	2:35.13	29.70s	29.61s
2	SHES A LUCKY PENNY	4	4.8m	8.2m (0)	8.2m (0)	2:35.17	29.70s	29.35s
5	SPIRITOFANANGEL	5	7.7m	3.4m (1)	4.0m (1)	2:35.40	29.74s	29.87s
3	ASHIMA	6	9.6m	12.2m (0)	12.2m (0)	2:35.54	29.70s	29.41s
10	MAJOR DALTON	7	10.5m	20.2m (0)	20.4m (0)	2:35.61	29.71s	28.87s
9	I SEE FIRE	8	19.0m	16.2m (0)	16.4m (1)	2:36.27	29.72s	29.79s
4	JIMMY RECARD	9	21.9m	12.6m (1)	8.2m (1)	2:36.50	29.38s	30.61s
7	MILITARY STAR	10	27.2m	20.4m (1)	13.8m (3)	2:36.91	29.22s	30.59s
6	ELLIEGOZOOM	11	84.1m	8.8m (1)	22.8m (1)	2:41.32	30.74s	34.11s
12	FIREPLAY	12	212.4m	23.8m (2)	60.0m (0)	2:51.28	32.39s	40.81s

## Finish Position and metres gained

First Arrow shows distance gain/loss from 2nd Qtr to 3rd Qtr, Second Arrow shows distance gain/loss from 3rd Qtr to Finish. Blue arrow indicates best gain in these quarters.



Visual positions in race at 2nd Quarter

Visual positions in race at 3rd Quarter

# Bunbury Race 4 Distance 1609m

Friday, 29 November 2024




Gross Time: 1:54.50 MileRate: 1:54.50 LeadTime: 0.00s First Qtr: 27.40s Second Qtr: 29.20s Third Qtr: 28.60s Fourth Qtr: 29.30s

DATA TABLE: 800 / 400 Posi's are position from leader and (how wide the horse was at that position)

No	Horse	Plc	Mar	800 Posi	400 Posi	Time	3rd Qtr	4th Qt
6	FOLLOW ROCKNROLL	1	0.0m	11.0m (1)	11.6m (1)	1:54.50	28.65s	28.46s
5	UNDER THE STARZZZ	2	0.8m	3.0m (1)	2.6m (1)	1:54.56	28.57s	29.17s
4	MISS STEFANI	3	4.7m	7.0m (1)	7.6m (1)	1:54.86	28.65s	29.09s
10	FRANKIE J HOLDEN	4	5.5m	12.0m (0)	12.8m (0)	1:54.92	28.66s	28.77s
1	MONEY TIME MADNESS	5	7.9m	0.0m (0)	0.0m (0)	1:55.11	28.59s	29.88s
7	BALTIC ACE	6	12.6m	15.0m (1)	15.8m (1)	1:55.47	28.66s	29.07s
9	LUCIENNE	7	21.2m	16.0m (0)	21.6m (0)	1:56.13	29.00s	29.27s
8	GHOSTWRITER	8	30.7m	8.0m (0)	8.2m (0)	1:56.86	28.59s	30.94s
2	LOVE DEVINE	9	54.6m	4.0m (0)	4.4m (0)	1:58.70	28.59s	32.96s
3	TA IN ADVANCE	10	90.3m	65.0m (0)	75.0m (0)	2:01.44	29.31s	30.41s

## Finish Position and metres gained

First Arrow shows distance gain/loss from 2nd Qtr to 3rd Qtr, Second Arrow shows distance gain/loss from 3rd Qtr to Finish. Blue arrow indicates best gain in these quarters.



# Bunbury Race 5 Distance 2100m

Friday, 29 November 2024



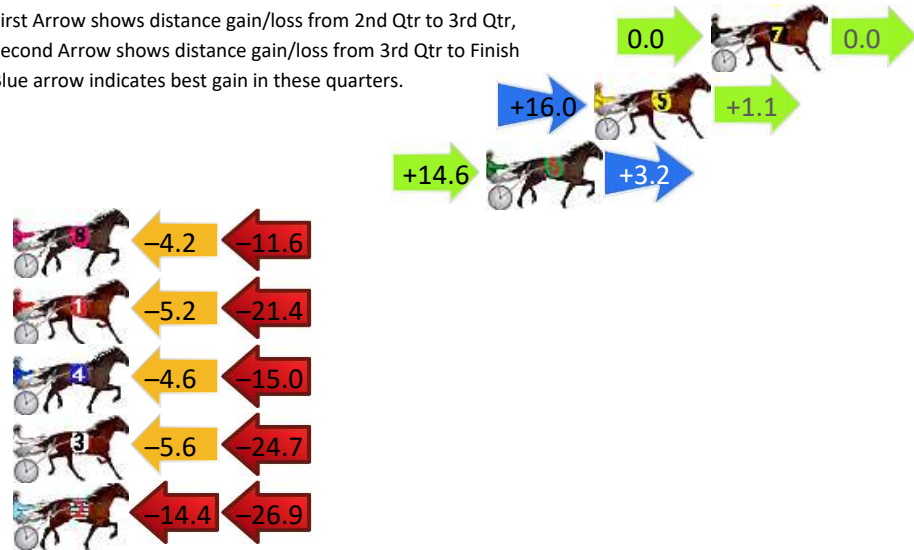
Gross Time: 2:32.80 MileRate: 1:57.10 LeadTime: 35.10s First Qtr: 30.80s Second Qtr: 30.80s Third Qtr: 28.60s Fourth Qtr: 27.50s

DATA TABLE: 800 / 400 Posi's are position from leader and (how wide the horse was at that position)

No	Horse	Plc	Mar	800 Posi	400 Posi	Time	3rd Qtr	4th Qt
7	GULLY GUM	1	0.0m	0.0m (0)	0.0m (0)	2:32.80	28.60s	27.50s
5	RELLIM	2	4.7m	21.8m (1)	5.8m (1)	2:33.14	27.48s	27.42s
6	LORD TITANIUM	3	9.0m	26.8m (0)	12.2m (2)	2:33.45	27.58s	27.28s
8	ELSAMAY	4	28.4m	12.6m (0)	16.8m (0)	2:34.86	28.91s	28.29s
1	CLASSNSMART	5	30.6m	4.0m (0)	9.2m (0)	2:35.01	28.99s	28.96s
4	ISAIDBOO	6	36.4m	16.8m (0)	21.4m (0)	2:35.43	28.94s	28.53s
3	BRAMANTE STEPS	7	38.3m	8.0m (0)	13.6m (1)	2:35.57	29.02s	29.19s
2	MASTER LEIGHTON	8	72.9m	31.6m (0)	46.0m (0)	2:38.08	29.64s	29.34s

## Finish Position and metres gained

First Arrow shows distance gain/loss from 2nd Qtr to 3rd Qtr, Second Arrow shows distance gain/loss from 3rd Qtr to Finish Blue arrow indicates best gain in these quarters.



# Bunbury Race 6 Distance 1609m

Friday, 29 November 2024


Gross Time: 1:56.30 MileRate: 1:56.30 LeadTime: 0.00s First Qtr: 28.30s Second Qtr: 28.60s Third Qtr: 29.20s Fourth Qtr: 30.20s

DATA TABLE: 800 / 400 Posi's are position from leader and (how wide the horse was at that position)

No	Horse	Plc	Mar	800 Posi	400 Posi	Time	3rd Qtr	4th Qt
1	KOPPER KOTE	1	0.0m	0.0m (0)	0.4m (0)	1:56.30	29.23s	30.17s
6	CLOUD NINE	2	3.6m	0.4m (1)	0.4m (1)	1:56.58	29.20s	30.44s
7	GOLD HORSESHOE	3	3.7m	6.0m (2)	0.0m (2)	1:56.59	28.75s	30.48s
9	SUNDANCER RAINBOW	3	3.7m	12.4m (0)	14.6m (0)	1:56.59	29.38s	29.38s
2	LUHRSY	5	4.1m	4.0m (0)	4.6m (0)	1:56.62	29.24s	30.16s
5	BONSTAR	6	5.3m	17.4m (0)	16.4m (1)	1:56.72	29.14s	29.37s
4	ROCKIN THE TREND	7	6.0m	4.4m (1)	4.2m (2)	1:56.77	29.18s	30.34s
8	FLAMING CULLEN	8	10.0m	8.2m (0)	10.0m (0)	1:57.09	29.33s	30.20s
10	BEACH CAPTAIN	9	11.0m	15.6m (1)	12.0m (2)	1:57.17	28.94s	30.12s
3	PETER ROMEO	10	16.6m	11.2m (1)	11.0m (1)	1:57.61	29.18s	30.62s

## Finish Position and metres gained

First Arrow shows distance gain/loss from 2nd Qtr to 3rd Qtr, Second Arrow shows distance gain/loss from 3rd Qtr to Finish  
Blue arrow indicates best gain in these quarters.



800

Visual positions in race at 2nd Quarter



400

Visual positions in race at 3rd Quarter



Sectional Analysis Software  
Not just form | Free Trial



RISE Digital, Harness Racing Australia nor the provider accepts any responsibility for the completeness or accuracy of any of the information contained herein, and makes no representations about its suitability for any particular purpose. Users should make their own judgements about those matters and/or seek independent advice. You assume all risks associated with use of data provided on this page

[www.facebook.com/PJHarnessRacing](http://www.facebook.com/PJHarnessRacing)

# Bunbury Race 7 Distance 1609m

Friday, 29 November 2024

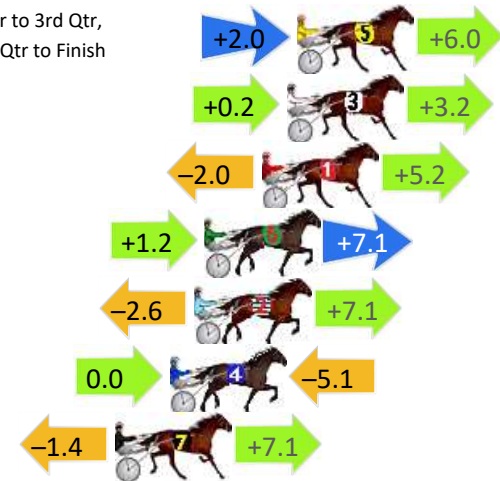
Gross Time: 2:00.30 MileRate: 2:00.30 LeadTime: 0.00s First Qtr: 29.40s Second Qtr: 32.30s Third Qtr: 30.00s Fourth Qtr: 28.60s

DATA TABLE: 800 / 400 Posi's are position from leader and (how wide the horse was at that position)

NoHorse	Plc	Mar	800 Posi	400 Posi	Time	3rd Qtr	4th Qt
5 GIRL OF BRIGHTNESS	1	0.0m	8.0m (1)	6.0m (2)	2:00.30	29.84s	28.17s
3 ATHREESHOTEAGLE	2	0.4m	3.8m (1)	3.6m (1)	2:00.33	29.98s	28.37s
1 CAMEL PLUS	3	1.4m	4.6m (0)	6.6m (0)	2:00.41	30.14s	28.23s
6 MICKEY BE SWIFT	4	3.7m	12.0m (1)	10.8m (2)	2:00.58	29.90s	28.10s
2 STAY SOBER	5	4.1m	8.6m (0)	11.2m (0)	2:00.61	30.18s	28.10s
4 LITTLE BLACKBIKINI	6	5.1m	0.0m (0)	0.0m (0)	2:00.68	30.01s	28.96s
7 CHEVRONS GOLD	7	7.3m	13.0m (0)	14.4m (1)	2:00.85	30.09s	28.10s

## Finish Position and metres gained

First Arrow shows distance gain/loss from 2nd Qtr to 3rd Qtr, Second Arrow shows distance gain/loss from 3rd Qtr to Finish Blue arrow indicates best gain in these quarters.



800

Visual positions in race at 2nd Quarter



400

Visual positions in race at 3rd Quarter

