

Bunbury Race 1 Distance 2100m

Saturday, 23 November 2024

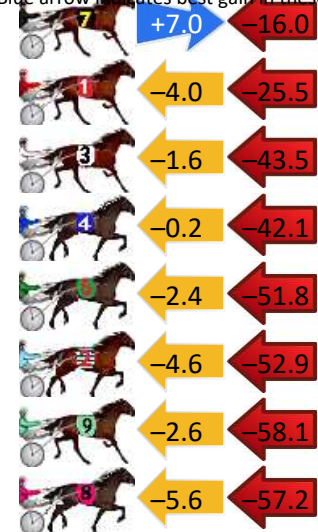
Gross Time: 2:34.30 MileRate: 1:58.30 LeadTime: 36.70s First Qtr: 31.80s Second Qtr: 28.70s Third Qtr: 29.70s Fourth Qtr: 27.40s

DATA TABLE: 800 / 400 Posi's are position from leader and (how wide the horse was at that position)

No	Horse	Plc	Mar	800 Posi	400 Posi	Time	3rd Qtr	4th Qt
5	SCOOTER B	1	0.0m	0.0m (0)	0.0m (0)	2:34.30	29.70s	27.40s
7	MAJOR DISCO	2	31.0m	22.0m (1)	15.0m (3)	2:36.54	29.25s	28.49s
1	LAZI DAIS	3	38.1m	8.6m (0)	12.6m (0)	2:37.05	30.06s	29.14s
3	TAYLORS BOY FRED	4	49.7m	4.6m (0)	6.2m (0)	2:37.88	29.94s	30.36s
4	ARISE LAZARUS	5	59.1m	16.8m (1)	17.0m (2)	2:38.56	29.83s	30.27s
6	INTO THE FUTURE	6	61.8m	7.6m (1)	10.0m (1)	2:38.76	30.02s	30.93s
2	STAY SOBER	7	70.5m	13.0m (0)	17.6m (0)	2:39.38	30.18s	31.00s
9	ROCKY MAGUIRE	8	73.5m	12.8m (1)	15.4m (1)	2:39.60	30.05s	31.36s
8	AGENT ANDY	9	79.8m	17.0m (0)	22.6m (1)	2:40.05	30.26s	31.30s


Finish Position and metres gained

First Arrow shows distance gain/loss from 2nd Qtr to 3rd Qtr, Second Arrow shows distance gain/loss from 3rd Qtr to Finish. Blue arrow indicates best gain in these quarters.



Visual positions in race at 2nd Quarter

800



Visual positions in race at 3rd Quarter

400



Bunbury Race 2 Distance 2100m


Saturday, 23 November 2024

Gross Time: 2:34.90 MileRate: 1:58.70 LeadTime: 35.40s First Qtr: 31.70s Second Qtr: 29.30s Third Qtr: 28.80s Fourth Qtr: 29.70s

DATA TABLE: 800 / 400 Posi's are position from leader and (how wide the horse was at that position)

No	Horse	Plc	Mar	800 Posi	400 Posi	Time	3rd Qtr	4th Qt
7	ALFREDI	1	0.0m	0.0m (0)	0.0m (0)	2:34.90	28.80s	29.70s
4	TUX AND TAILS	2	7.3m	2.2m (1)	2.6m (1)	2:35.47	28.82s	30.05s
2	CRACKA TINNY	3	11.1m	8.0m (0)	10.0m (0)	2:35.76	28.94s	29.78s
5	SHES A LUCKY PENNY	4	14.4m	4.0m (0)	4.8m (0)	2:36.02	28.85s	30.41s
1	I SEE FIRE	5	19.3m	13.6m (0)	17.2m (0)	2:36.40	29.06s	29.86s
3	CROWDED REACTOR	6	21.5m	15.4m (1)	14.6m (2)	2:36.57	28.73s	30.21s
10	THE BATMOBILE	7	21.7m	6.6m (1)	9.2m (1)	2:36.59	28.98s	30.62s
9	JIMMY RECARD	8	23.8m	18.6m (0)	21.6m (0)	2:36.75	29.02s	29.86s
8	SPIRITOFANANGEL	9	24.0m	18.8m (1)	17.2m (1)	2:36.77	28.68s	30.20s
12	YANKIE KEV	10	27.3m	25.6m (0)	22.4m (1)	2:37.02	28.56s	30.06s
11	SWEET DUNCAN	11	27.6m	11.0m (1)	13.6m (1)	2:37.05	28.97s	30.73s
6	THE MIGHTY WARRIOR	12	51.8m	23.6m (1)	28.0m (1)	2:38.93	29.09s	31.46s

Finish Position and metres gained



800

Visual positions in race at 2nd Quarter



400

Visual positions in race at 3rd Quarter



Sectional Analysis Software

Not just form | Free Trial

www.facebook.com/PJHarnessRacing



RISE Digital, Harness Racing Australia nor the provider accepts any responsibility for the completeness or accuracy of any of the information contained herein, and makes no representations about its suitability for any particular purpose. Users should make their own judgements about those matters and/or seek independent advice. You assume all risks associated with use of data provided on this page

Bunbury Race 3 Distance 1609m

Saturday, 23 November 2024

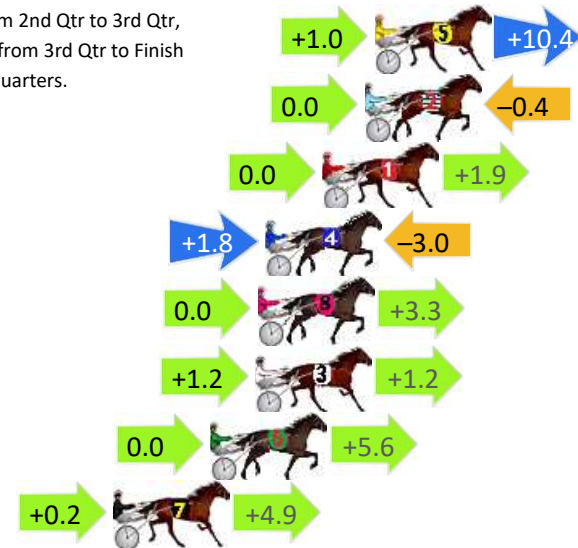
Gross Time: 1:57.40 MileRate: 1:57.40 LeadTime: 0.00s First Qtr: 29.30s Second Qtr: 30.40s Third Qtr: 29.50s Fourth Qtr: 28.20s

DATA TABLE: 800 / 400 Posi's are position from leader and (how wide the horse was at that position)

No	Horse	Plc	Mar	800 Posi	400 Posi	Time	3rd Qtr	4th Qt
5	JOHNNY LOMBO	1	0.0m	11.4m (1)	10.4m (1)	1:57.40	29.41s	27.47s
2	BEACH CAPTAIN	2	0.4m	0.0m (0)	0.0m (0)	1:57.43	29.50s	28.23s
1	STAPLETON	3	2.1m	4.0m (0)	4.0m (0)	1:57.56	29.50s	28.07s
4	VINTAGE BLU	4	4.4m	3.2m (1)	1.4m (1)	1:57.73	29.38s	28.41s
8	ACOLTNAME DSU	5	4.7m	8.0m (0)	8.0m (0)	1:57.75	29.49s	27.97s
3	SUNDANCER RAINBOW	6	4.8m	7.2m (1)	6.0m (1)	1:57.76	29.41s	28.12s
6	BALTIC ACE	7	6.6m	12.2m (0)	12.2m (0)	1:57.89	29.49s	27.81s
7	GOLD HORSESHOE	8	10.5m	15.6m (1)	15.4m (1)	1:58.18	29.48s	27.86s

Finish Position and metres gained

First Arrow shows distance gain/loss from 2nd Qtr to 3rd Qtr, Second Arrow shows distance gain/loss from 3rd Qtr to Finish Blue arrow indicates best gain in these quarters.



800

Visual positions in race at 2nd Quarter



400

Visual positions in race at 3rd Quarter



Bunbury Race 4 Distance 2100m

Saturday, 23 November 2024

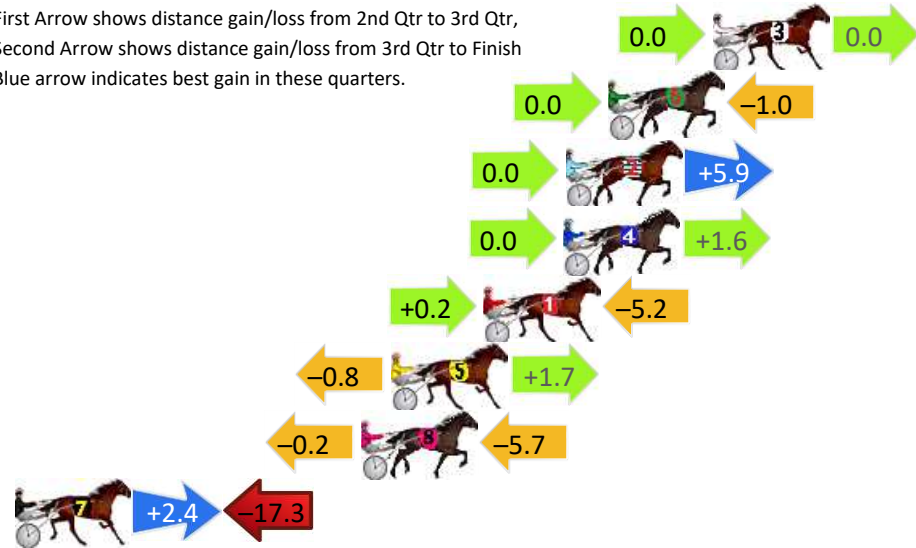
Gross Time: 2:34.40 MileRate: 1:58.30 LeadTime: 34.90s First Qtr: 32.10s Second Qtr: 29.10s Third Qtr: 28.90s Fourth Qtr: 29.40s

DATA TABLE: 800 / 400 Posi's are position from leader and (how wide the horse was at that position)

No	Horse	Plc	Mar	800 Posi	400 Posi	Time	3rd Qtr	4th Qt
3	GOODTIME LOUIS	1	0.0m	0.0m (0)	0.0m (0)	2:34.40	28.90s	29.40s
6	ATLANTIC GEM	2	4.2m	3.2m (1)	3.2m (1)	2:34.72	28.90s	29.47s
2	ISLAND TEE REX	3	5.9m	11.8m (1)	11.8m (1)	2:34.85	28.90s	28.97s
4	LIGHTFOOT LEIGH	4	6.0m	7.6m (1)	7.6m (1)	2:34.86	28.90s	29.28s
1	SKIPPIN CLASS	5	9.2m	4.2m (0)	4.0m (0)	2:35.11	28.88s	29.78s
5	LUCIENNE	6	12.9m	13.8m (0)	14.6m (0)	2:35.39	28.96s	29.28s
8	SHES A MARE	7	14.1m	8.2m (0)	8.4m (0)	2:35.49	28.91s	29.82s
7	ROMAN LEGION	8	32.1m	17.2m (1)	14.8m (2)	2:36.87	28.72s	30.66s

Finish Position and metres gained

First Arrow shows distance gain/loss from 2nd Qtr to 3rd Qtr,
Second Arrow shows distance gain/loss from 3rd Qtr to Finish
Blue arrow indicates best gain in these quarters.



8
0
0

Visual positions in race at 2nd Quarter



4
0
0

Visual positions in race at 3rd Quarter



Bunbury Race 5 Distance 2100m

Saturday, 23 November 2024

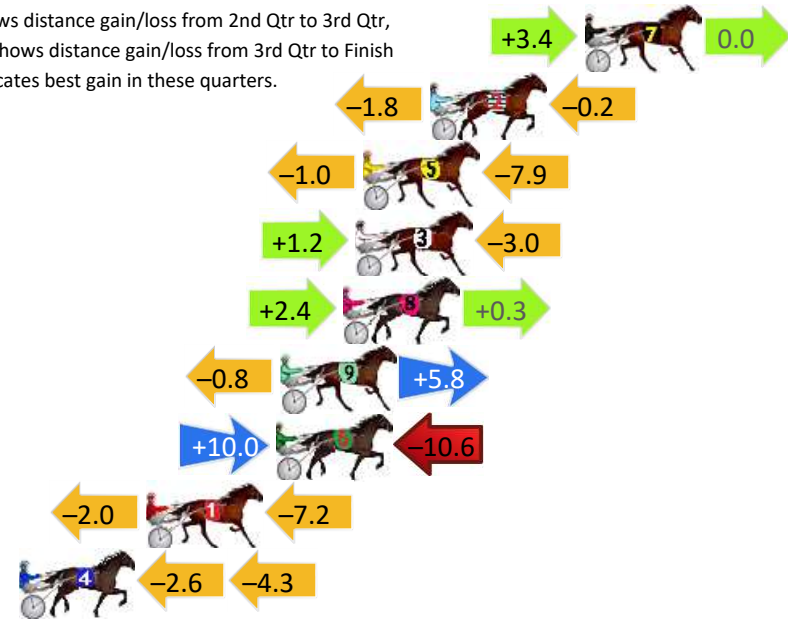
Gross Time: 2:34.00 MileRate: 1:58.00 LeadTime: 35.10s First Qtr: 32.00s Second Qtr: 31.20s Third Qtr: 27.70s Fourth Qtr: 28.00s

DATA TABLE: 800 / 400 Posi's are position from leader and (how wide the horse was at that position)

NoHorse	Plc	Mar	800 Posi	400 Posi	Time	3rd Qtr	4th Qt
7 STORYTELLER	1	0.0m	3.4m (1)	0.0m (1)	2:34.00	27.46s	28.00s
2 LOMBO MITCHINSON	2	6.2m	4.2m (0)	6.0m (0)	2:34.46	27.82s	28.01s
5 GULLY GUM	3	8.9m	0.0m (0)	1.0m (0)	2:34.66	27.77s	28.55s
3 FOLLOW ROCKNROLL	4	9.2m	7.4m (1)	6.2m (1)	2:34.68	27.62s	28.21s
8 TORPEDO ROCK	5	9.7m	12.4m (0)	10.0m (2)	2:34.71	27.53s	27.98s
9 LORD TITANIUM	6	12.2m	17.2m (0)	18.0m (0)	2:34.90	27.76s	27.60s
6 BLAZING REACTOR	7	12.4m	11.8m (1)	1.8m (2)	2:34.91	27.00s	28.74s
1 JOEY JAMES	8	17.6m	8.4m (0)	10.4m (0)	2:35.30	27.84s	28.50s
4 ELSAMAY	9	22.7m	15.8m (1)	18.4m (1)	2:35.67	27.88s	28.30s

Finish Position and metres gained

First Arrow shows distance gain/loss from 2nd Qtr to 3rd Qtr,
Second Arrow shows distance gain/loss from 3rd Qtr to Finish
Blue arrow indicates best gain in these quarters.



Visual positions in race at 2nd Quarter



Visual positions in race at 3rd Quarter



Bunbury Race 6 Distance 2503m

Saturday, 23 November 2024

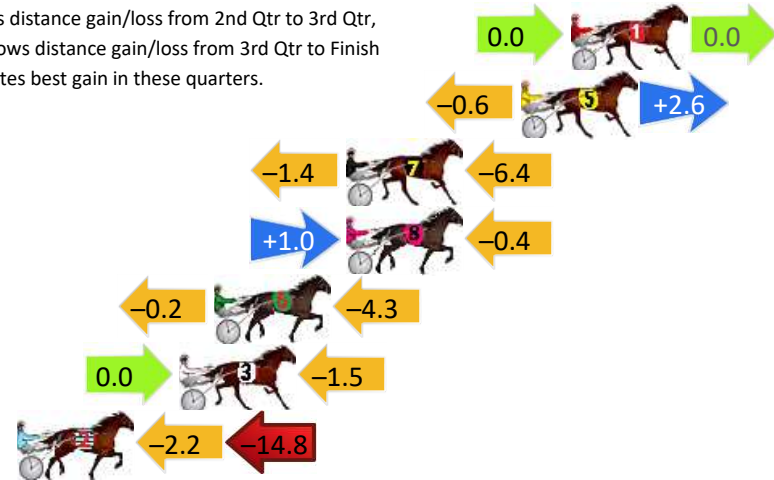
Gross Time: 3:15.10 MileRate: 2:05.50 LeadTime: 76.60s First Qtr: 33.40s Second Qtr: 27.30s Third Qtr: 29.00s Fourth Qtr: 28.80s

DATA TABLE: 800 / 400 Posi's are position from leader and (how wide the horse was at that position)

No	Horse	Plc	Mar	800 Posi	400 Posi	Time	3rd Qtr	4th Qt
1	CHILLI PUNTER	1	0.0m	0.0m (0)	0.0m (0)	3:15.10	29.00s	28.80s
5	JACKIE DANIELS	2	2.0m	4.0m (0)	4.6m (0)	3:15.25	29.04s	28.61s
7	CALIENTE	3	9.0m	1.2m (1)	2.6m (1)	3:15.78	29.10s	29.26s
8	IM THE BEST	4	9.0m	9.6m (1)	8.6m (2)	3:15.78	28.93s	28.83s
6	YOUR GRACE	5	14.3m	9.8m (0)	10.0m (0)	3:16.18	29.02s	29.11s
3	MONEY TIME MADNESS	6	15.7m	14.2m (0)	14.2m (0)	3:16.29	29.00s	28.91s
2	LUHRSY	7	22.2m	5.2m (1)	7.4m (1)	3:16.78	29.16s	29.86s

Finish Position and metres gained

First Arrow shows distance gain/loss from 2nd Qtr to 3rd Qtr,
Second Arrow shows distance gain/loss from 3rd Qtr to Finish
Blue arrow indicates best gain in these quarters.



8
0
0

Visual positions in race at 2nd Quarter



4
0
0

Visual positions in race at 3rd Quarter



Bunbury Race 7 Distance 2100m

Saturday, 23 November 2024

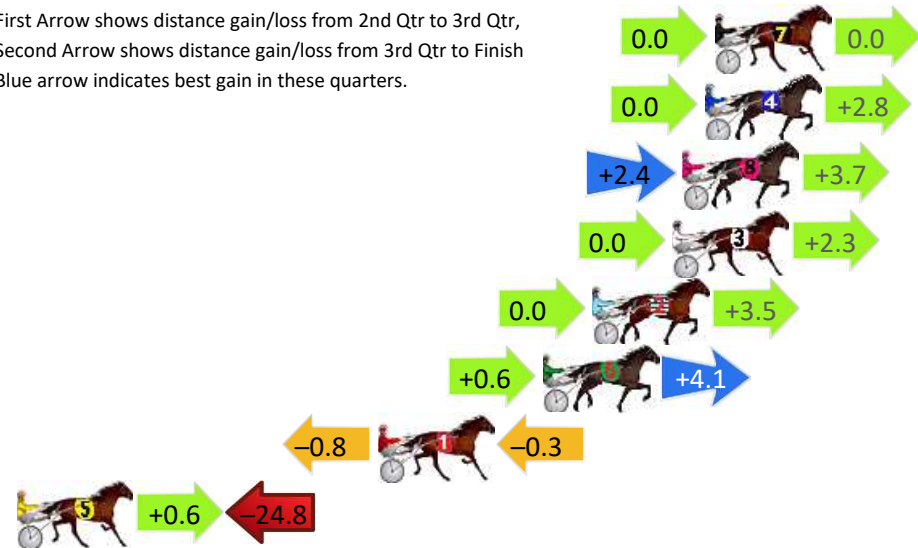
Gross Time: 2:40.20 MileRate: 2:02.70 LeadTime: 36.80s First Qtr: 32.40s Second Qtr: 30.70s Third Qtr: 30.20s Fourth Qtr: 30.10s

DATA TABLE: 800 / 400 Posi's are position from leader and (how wide the horse was at that position)

No	Horse	Plc	Mar	800 Posi	400 Posi	Time	3rd Qtr	4th Qt
7	ADDA LUCKY BOY	1	0.0m	0.0m (0)	0.0m (0)	2:40.20	30.20s	30.10s
4	PAY HOMAGE	2	0.4m	3.2m (1)	3.2m (1)	2:40.23	30.20s	29.89s
8	WHEEL FAST	3	1.3m	7.4m (1)	5.0m (2)	2:40.30	30.02s	29.82s
3	BLIND EDITION	4	1.7m	4.0m (0)	4.0m (0)	2:40.33	30.20s	29.93s
2	IDEALINCIDER	5	4.9m	8.4m (0)	8.4m (0)	2:40.59	30.20s	29.84s
6	LUCKSAFORTUNE	6	6.9m	11.6m (1)	11.0m (1)	2:40.74	30.15s	29.79s
1	BARTLETT	7	13.5m	12.4m (0)	13.2m (0)	2:41.26	30.26s	30.12s
5	WHOZ THIS	8	41.2m	17.0m (0)	16.4m (1)	2:43.45	30.16s	31.96s

Finish Position and metres gained

First Arrow shows distance gain/loss from 2nd Qtr to 3rd Qtr, Second Arrow shows distance gain/loss from 3rd Qtr to Finish
Blue arrow indicates best gain in these quarters.



800

Visual positions in race at 2nd Quarter



400

Visual positions in race at 3rd Quarter



Bunbury Race 8 Distance 2100m

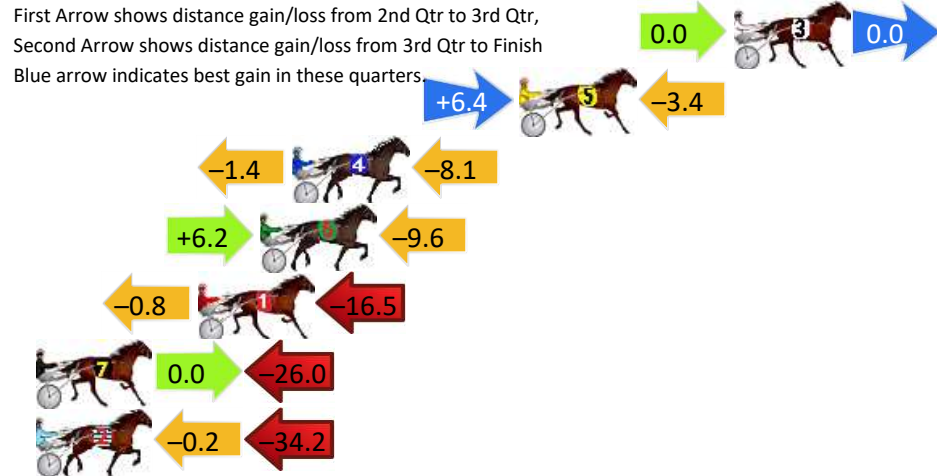
Saturday, 23 November 2024

Gross Time: 2:36.80 MileRate: 2:00.20 LeadTime: 35.70s First Qtr: 31.70s Second Qtr: 30.80s Third Qtr: 30.00s Fourth Qtr: 28.60s

DATA TABLE: 800 / 400 Posi's are position from leader and (how wide the horse was at that position)

NoHorse	Plc	Mar	800 Posi	400 Posi	Time	3rd Qtr	4th Qt	
3	BROOKVALEGIRL	1	0.0m	0.0m (0)	0.0m (0)	2:36.80	30.00s	28.60s
5	DIAMOND WORLD	2	8.6m	11.6m (1)	5.2m (2)	2:37.45	29.54s	28.84s
4	VYBRANT	3	17.7m	8.2m (0)	9.6m (0)	2:38.13	30.12s	29.18s
6	AMARETTO ANGEL	4	19.0m	15.6m (1)	9.4m (2)	2:38.23	29.57s	29.28s
1	CARA DIANA	5	21.5m	4.2m (0)	5.0m (0)	2:38.41	30.09s	29.77s
7	RIPPER VIEW	6	38.6m	12.6m (0)	12.6m (1)	2:39.70	30.05s	30.45s
2	LUCY VICTORIA	7	42.0m	7.6m (1)	7.8m (1)	2:39.95	30.07s	31.03s

Finish Position and metres gained



8
0
0

Visual positions in race at 2nd Quarter



4
0
0

Visual positions in race at 3rd Quarter

