

Bunbury Race 1 Distance 2100m

Saturday, 12 April 2025

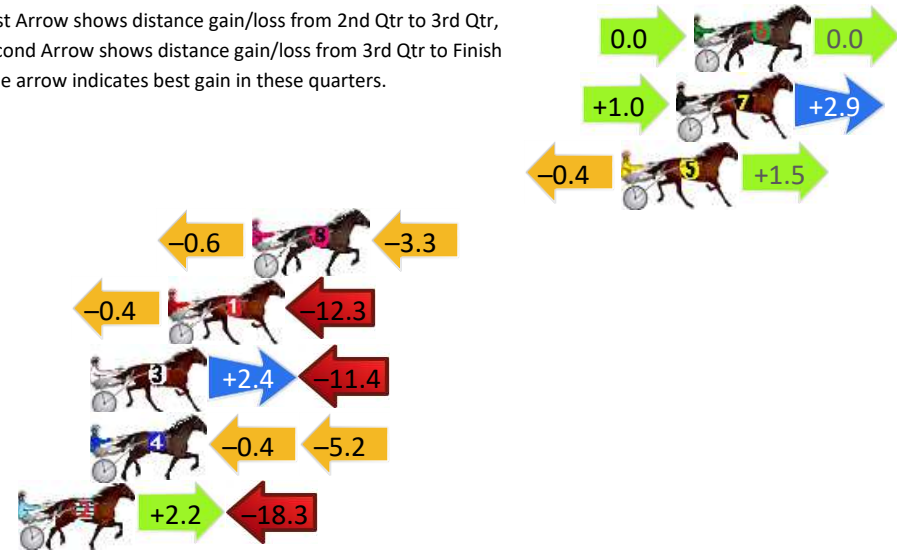
Gross Time: 2:34.20 MileRate: 1:58.20 LeadTime: 36.80s First Qtr: 31.60s Second Qtr: 29.10s Third Qtr: 28.40s Fourth Qtr: 28.30s

DATA TABLE: 800 / 400 Posi's are position from leader and (how wide the horse was at that position)

No	Horse	Plc	Mar	800 Posi	400 Posi	Time	3rd Qtr	4th Qt
6	Poppyonthebeach	1	0.0m	0.0m (0)	0.0m (0)	2:34.20	28.40s	28.30s
7	Ruby Lovera	2	0.7m	4.6m (1)	3.6m (1)	2:34.25	28.33s	28.10s
5	Gelsomino Amal	3	2.9m	4.0m (0)	4.4m (0)	2:34.42	28.43s	28.19s
8	Village Dee Jay	4	17.7m	13.8m (0)	14.4m (0)	2:35.52	28.44s	28.53s
1	Allizee	5	21.1m	8.4m (0)	8.8m (0)	2:35.77	28.43s	29.17s
3	Shoobees Double	6	24.2m	15.2m (1)	12.8m (1)	2:36.00	28.23s	29.10s
4	Girl Of Brightness	7	24.2m	18.6m (0)	19.0m (1)	2:36.00	28.43s	28.67s
2	Miss Make Believe	8	27.1m	11.0m (1)	8.8m (1)	2:36.21	28.25s	29.59s

Finish Position and metres gained

First Arrow shows distance gain/loss from 2nd Qtr to 3rd Qtr, Second Arrow shows distance gain/loss from 3rd Qtr to Finish. Blue arrow indicates best gain in these quarters.



800

Visual positions in race at 2nd Quarter



400

Visual positions in race at 3rd Quarter



Bunbury Race 2 Distance 2100m

Saturday, 12 April 2025




Gross Time: 2:36.30 MileRate: 1:59.80 LeadTime: 36.60s First Qtr: 32.20s Second Qtr: 29.70s Third Qtr: 28.80s Fourth Qtr: 29.00s

DATA TABLE: 800 / 400 Posi's are position from leader and (how wide the horse was at that position)

No	Horse	Plc	Mar	800 Posi	400 Posi	Time	3rd Qtr	4th Qt
10	Captain Said So	1	0.0m	22.4m (2)	9.2m (2)	2:36.30	27.85s	28.34s
6	My Sweet Addiction	2	0.1m	0.0m (0)	0.0m (0)	2:36.31	28.80s	29.01s
8	Captain Paprika	3	0.7m	14.0m (1)	9.8m (0)	2:36.35	28.50s	28.34s
7	Road Star	4	5.6m	4.0m (0)	5.6m (0)	2:36.73	28.91s	29.00s
11	Im Grafter	5	19.9m	18.0m (1)	14.4m (0)	2:37.81	28.54s	29.40s
5	Hurricanehope	6	20.3m	24.4m (0)	17.4m (3)	2:37.84	28.30s	29.21s
4	Pay Homage	7	23.4m	10.0m (1)	12.0m (1)	2:38.08	28.94s	29.82s
2	Dustyroads	8	24.7m	15.4m (0)	22.2m (1)	2:38.18	29.29s	29.18s
9	Major Blue Eyes	9	39.5m	19.6m (0)	22.8m (2)	2:39.31	29.03s	30.20s
3	Agent Andy	10	55.4m	14.4m (2)	17.0m (2)	2:40.52	28.98s	31.77s
1	Im Bidy	11	61.1m	10.8m (0)	25.4m (0)	2:40.95	29.84s	31.57s
12	Adda Lucky Boy	12	63.9m	27.4m (1)	31.0m (1)	2:41.16	29.05s	31.37s

Finish Position and metres gained

First Arrow shows distance gain/loss from 2nd Qtr to 3rd Qtr, Second Arrow shows distance gain/loss from 3rd Qtr to Finish. Blue arrow indicates best gain in these quarters.



Bunbury Race 3 Distance 2100m

Saturday, 12 April 2025



Gross Time: 2:35.00 MileRate: 1:58.80 LeadTime: 36.70s First Qtr: 31.10s Second Qtr: 29.60s Third Qtr: 28.60s Fourth Qtr: 29.00s

DATA TABLE: 800 / 400 Posi's are position from leader and (how wide the horse was at that position)


No	Horse	Plc	Mar	800 Posi	400 Posi	Time	3rd Qtr	4th Qt
9	Priddah	1	0.0m	7.6m (1)	3.6m (2)	2:35.00	28.32s	28.74s
2	Spiritofanangel	2	3.7m	3.4m (1)	2.0m (1)	2:35.28	28.50s	29.12s
3	Funky Music	3	5.0m	4.8m (0)	4.6m (0)	2:35.38	28.59s	29.03s
12	Jamie Kim	4	7.6m	16.6m (1)	10.0m (2)	2:35.58	28.13s	28.83s
1	Elephant Rock	5	9.3m	9.2m (0)	9.6m (0)	2:35.71	28.63s	28.98s
8	Sweet Duncan	6	9.6m	13.2m (0)	13.6m (0)	2:35.73	28.63s	28.71s
4	Apologize	7	10.9m	0.0m (0)	0.0m (0)	2:35.83	28.59s	29.79s
11	Ashby	8	16.0m	21.4m (0)	20.0m (0)	2:36.22	28.50s	28.71s
10	Pacific Eagle	9	17.4m	17.4m (0)	17.2m (1)	2:36.32	28.59s	29.01s
7	Douseeme	10	19.1m	19.8m (2)	10.6m (3)	2:36.45	27.94s	29.61s
6	Mango Tango	11	32.1m	25.4m (0)	28.0m (0)	2:37.44	28.78s	29.30s
5	Jordano	12	33.5m	11.6m (1)	11.2m (1)	2:37.55	28.56s	30.61s

Finish Position and metres gained

First Arrow shows distance gain/loss from 2nd Qtr to 3rd Qtr, Second Arrow shows distance gain/loss from 3rd Qtr to Finish
Blue arrow indicates best gain in these quarters.



Visual positions in race at 2nd Quarter



Visual positions in race at 3rd Quarter

Bunbury Race 4 Distance 2100m

Saturday, 12 April 2025



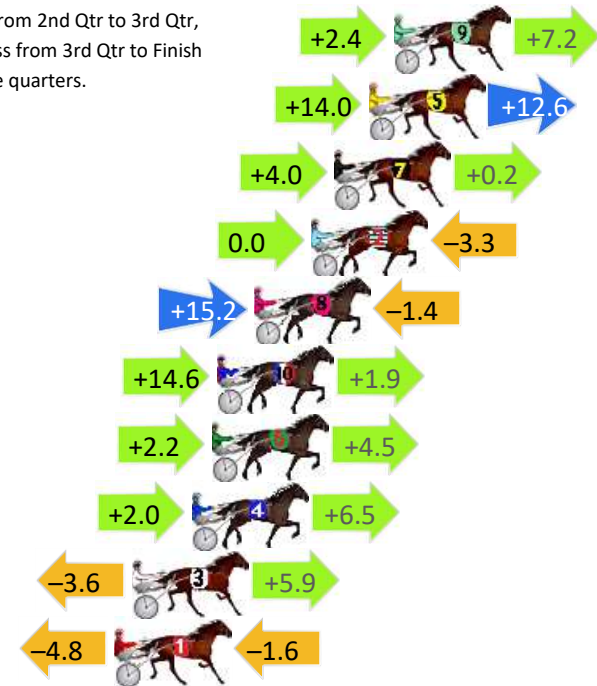
Gross Time: 2:33.90 MileRate: 1:57.90 LeadTime: 36.00s First Qtr: 30.20s Second Qtr: 29.50s Third Qtr: 28.40s Fourth Qtr: 29.80s

DATA TABLE: 800 / 400 Posi's are position from leader and (how wide the horse was at that position)

No	Horse	Plc	Mar	800 Posi	400 Posi	Time	3rd Qtr	4th Qt
9	Chillin	1	0.0m	9.6m (0)	7.2m (1)	2:33.90	28.24s	29.27s
5	Callmewhatuwant	2	1.0m	27.6m (2)	13.6m (2)	2:33.98	27.41s	28.87s
7	Follow Rocknroll	3	2.4m	6.6m (1)	2.6m (1)	2:34.09	28.11s	29.79s
2	Master Leighton	4	3.3m	0.0m (0)	0.0m (0)	2:34.16	28.39s	30.04s
8	Grevis	5	5.6m	19.4m (2)	4.2m (2)	2:34.34	27.30s	29.90s
10	Auckland Jet	6	7.1m	23.6m (2)	9.0m (2)	2:34.45	27.35s	29.66s
6	Jackpot Joe	7	7.3m	14.0m (0)	11.8m (1)	2:34.47	28.25s	29.47s
4	Ta In Advance	8	8.1m	16.6m (1)	14.6m (0)	2:34.53	28.27s	29.32s
3	Kolisi	9	10.5m	12.8m (1)	16.4m (1)	2:34.72	28.67s	29.36s
1	Elsamay	10	11.2m	4.8m (0)	9.6m (0)	2:34.77	28.74s	29.92s

Finish Position and metres gained

First Arrow shows distance gain/loss from 2nd Qtr to 3rd Qtr, Second Arrow shows distance gain/loss from 3rd Qtr to Finish
Blue arrow indicates best gain in these quarters.



Bunbury Race 5 Distance 2100m

Saturday, 12 April 2025

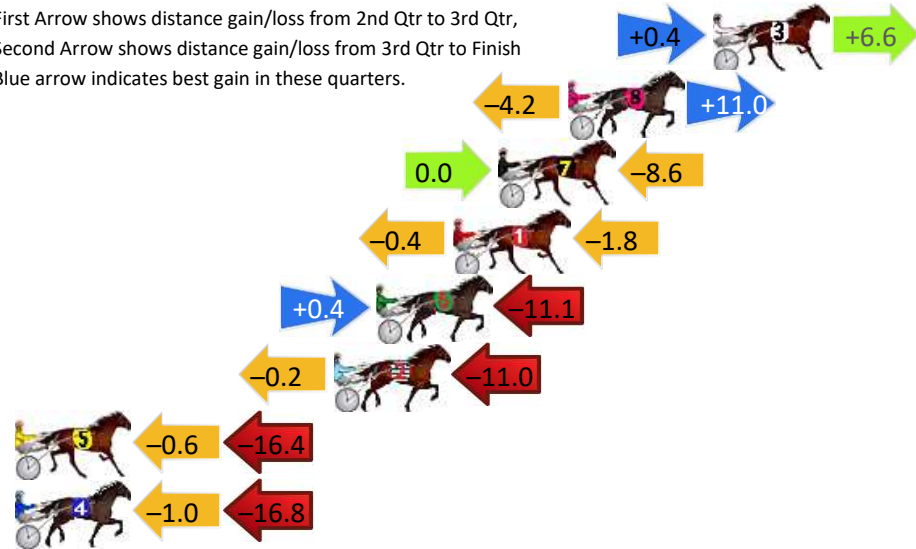
Gross Time: 2:36.70 MileRate: 2:00.10 LeadTime: 36.20s First Qtr: 31.60s Second Qtr: 29.90s Third Qtr: 29.60s Fourth Qtr: 29.40s

DATA TABLE: 800 / 400 Posi's are position from leader and (how wide the horse was at that position)

No	Horse	Plc	Mar	800 Posi	400 Posi	Time	3rd Qtr	4th Qt
3	Riggers River	1	0.0m	7.0m (1)	6.6m (1)	2:36.70	29.57s	28.92s
8	The Big Kaboosh	2	5.8m	12.6m (0)	16.8m (1)	2:37.15	29.91s	28.60s
7	Galeocerdo Cuvier	3	8.6m	0.0m (0)	0.0m (0)	2:37.36	29.60s	30.03s
1	Vybrant	4	10.4m	8.2m (0)	8.6m (0)	2:37.50	29.63s	29.53s
6	Sub Mariner	5	13.5m	2.8m (1)	2.4m (1)	2:37.74	29.57s	30.21s
2	Courage Of Lombo	6	15.2m	4.0m (0)	4.2m (0)	2:37.87	29.62s	30.20s
5	Speed Force	7	28.6m	11.6m (1)	12.2m (1)	2:38.90	29.65s	30.60s
4	Anyloveisgoodlove	8	33.8m	16.0m (1)	17.0m (2)	2:39.31	29.68s	30.63s

Finish Position and metres gained

First Arrow shows distance gain/loss from 2nd Qtr to 3rd Qtr, Second Arrow shows distance gain/loss from 3rd Qtr to Finish
Blue arrow indicates best gain in these quarters.



8
0
0

Visual positions in race at 2nd Quarter



4
0
0

Visual positions in race at 3rd Quarter



Bunbury Race 6 Distance 1609m

Saturday, 12 April 2025

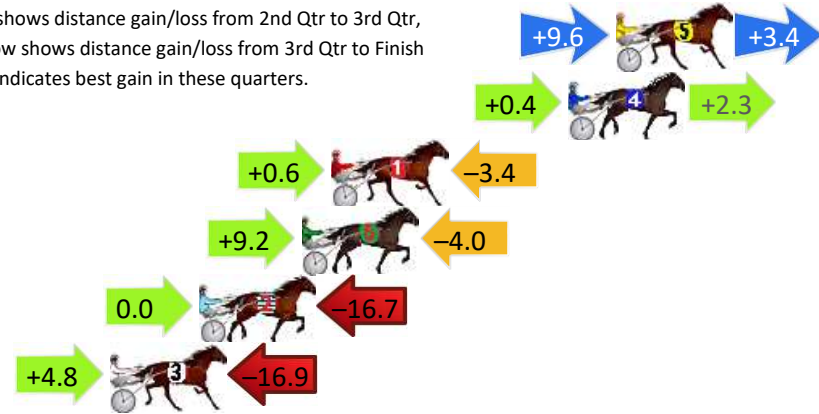
Gross Time: 1:58.40 MileRate: 1:58.40 LeadTime: 0.00s First Qtr: 30.70s Second Qtr: 28.90s Third Qtr: 29.40s Fourth Qtr: 29.50s

DATA TABLE: 800 / 400 Posi's are position from leader and (how wide the horse was at that position)

NoHorse	Plc	Mar	800 Posi	400 Posi	Time	3rd Qtr	4th Qt
5 Aussie Captain	1	0.0m	13.0m (1)	3.4m (2)	1:58.40	28.70s	29.25s
4 Wild Winds	2	1.9m	4.6m (0)	4.2m (0)	1:58.55	29.37s	29.33s
1 Paraglider	3	11.4m	8.6m (0)	8.0m (1)	1:59.28	29.36s	29.75s
6 Shoobetcha	4	12.6m	17.8m (1)	8.6m (2)	1:59.37	28.73s	29.79s
2 Believe In Bettor	5	16.7m	0.0m (0)	0.0m (0)	1:59.69	29.40s	30.72s
3 Crown General	6	20.3m	8.2m (1)	3.4m (1)	1:59.97	29.05s	30.74s

Finish Position and metres gained

First Arrow shows distance gain/loss from 2nd Qtr to 3rd Qtr, Second Arrow shows distance gain/loss from 3rd Qtr to Finish Blue arrow indicates best gain in these quarters.



8
0
0

Visual positions in race at 2nd Quarter



4
0
0

Visual positions in race at 3rd Quarter



Bunbury Race 7 Distance 1609m

Saturday, 12 April 2025


Gross Time: 1:57.20 MileRate: 1:57.20 LeadTime: 0.00s First Qtr: 29.70s Second Qtr: 30.40s Third Qtr: 28.00s Fourth Qtr: 29.10s

DATA TABLE: 800 / 400 Posi's are position from leader and (how wide the horse was at that position)

NoHorse	Plc	Mar	800 Posi	400 Posi	Time	3rd Qtr	4th Qt
4 El Raes Girl	1	0.0m	6.2m (1)	0.0m (1)	1:57.20	27.56s	29.10s
2 Our Blue Diamond	2	17.5m	9.0m (0)	7.6m (1)	1:58.54	27.89s	29.82s
3 Shes Super Charged	3	20.9m	0.0m (0)	1.4m (0)	1:58.80	28.07s	30.51s
1 Aello	4	38.6m	4.4m (0)	10.4m (0)	2:00.15	28.39s	31.14s

Finish Position and metres gained

First Arrow shows distance gain/loss from 2nd Qtr to 3rd Qtr, Second Arrow shows distance gain/loss from 3rd Qtr to Finish. Blue arrow indicates best gain in these quarters.



800

Visual positions in race at 2nd Quarter



400

Visual positions in race at 3rd Quarter



Sectional Analysis Software
Not just form | Free Trial
www.facebook.com/PJHarnessRacing

RISE Digital, Harness Racing Australia nor the provider accepts any responsibility for the completeness or accuracy of any of the information contained herein, and makes no representations about its suitability for any particular purpose. Users should make their own judgements about those matters and/or seek independent advice. You assume all risks associated with use of data provided on this page