

Bunbury Race 1 Distance 1609m

Friday, 10 May 2024


Gross Time: 1:56.70 MileRate: 1:56.70 LeadTime: 0.00s First Qtr: 29.70s Second Qtr: 30.30s Third Qtr: 29.80s Fourth Qtr: 28.70s

DATA TABLE: 800 / 400 Posi's are position from leader and (how wide the horse was at that position)

| No | Horse | Plc | Mar | 800 Posi | 400 Posi | Time | 3rd Qtr | 4th Qt |
|----|-------------------|-----|-------|-----------|-----------|---------|---------|--------|
| 5 | CROSS MY HEART | 1 | 0.0m | 4.0m (0) | 4.4m (0) | 1:56.70 | 29.82s | 28.39s |
| 4 | DOUBLE THE ANTE | 2 | 1.2m | 0.0m (0) | 0.0m (0) | 1:56.79 | 29.80s | 28.79s |
| 10 | ADDA BITTO | 3 | 3.0m | 16.4m (1) | 16.6m (2) | 1:56.93 | 29.80s | 27.73s |
| 3 | HEARTOFAHLIA | 4 | 10.9m | 3.4m (1) | 4.0m (1) | 1:57.52 | 29.85s | 29.19s |
| 9 | DEL BOCAVISTA BAY | 5 | 11.7m | 12.0m (1) | 12.0m (2) | 1:57.58 | 29.80s | 28.68s |
| 2 | TEMPT THE STARS | 6 | 13.5m | 8.8m (0) | 8.4m (0) | 1:57.72 | 29.78s | 29.06s |
| 6 | GO MARIO | 7 | 13.6m | 7.8m (1) | 8.0m (1) | 1:57.72 | 29.82s | 29.10s |
| 8 | MIKI MADE MONTY | 8 | 16.3m | 19.2m (0) | 19.4m (1) | 1:57.93 | 29.81s | 28.48s |
| 7 | SPICE PACKAGE | 9 | 18.5m | 21.4m (1) | 20.6m (2) | 1:58.09 | 29.74s | 28.55s |
| 1 | MALDAZA | 10 | 64.1m | 13.8m (0) | 16.4m (0) | 2:01.53 | 30.05s | 32.10s |


Finish Position and metres gained

First Arrow shows distance gain/loss from 2nd Qtr to 3rd Qtr, Second Arrow shows distance gain/loss from 3rd Qtr to Finish
Blue arrow indicates best gain in these quarters.



800

Visual positions in race at 2nd Quarter



400

Visual positions in race at 3rd Quarter



Bunbury Race 2 Distance 1609m

Friday, 10 May 2024


Gross Time: 1:58.50 MileRate: 1:58.50 LeadTime: 0.00s First Qtr: 28.70s Second Qtr: 31.40s Third Qtr: 29.00s Fourth Qtr: 29.40s

DATA TABLE: 800 / 400 Posi's are position from leader and (how wide the horse was at that position)

| No | Horse | Plc | Mar | 800 Posi | 400 Posi | Time | 3rd Qtr | 4th Qt |
|----|--------------------|-----|-------|-----------|-----------|---------|---------|--------|
| 7 | WANDERING GIRL | 1 | 0.0m | 0.0m (0) | 0.0m (0) | 1:58.50 | 29.00s | 29.40s |
| 5 | MANGO TANGO | 2 | 1.7m | 6.4m (2) | 4.8m (2) | 1:58.63 | 28.89s | 29.17s |
| 4 | LUCIENNE | 3 | 2.0m | 2.2m (1) | 1.6m (1) | 1:58.65 | 28.96s | 29.43s |
| 11 | MAXI PACKAGE | 4 | 2.5m | 10.6m (2) | 9.6m (2) | 1:58.69 | 28.93s | 28.88s |
| 2 | ELEPHANT ROCK | 5 | 5.8m | 6.0m (1) | 5.4m (1) | 1:58.95 | 28.96s | 29.43s |
| 10 | MISTER KOPA | 6 | 6.1m | 14.0m (1) | 13.6m (1) | 1:58.97 | 28.97s | 28.85s |
| 6 | SWEET DUNCAN | 7 | 6.7m | 14.6m (2) | 13.8m (2) | 1:59.02 | 28.95s | 28.88s |
| 3 | THE THIRSTY VET | 8 | 7.8m | 17.6m (0) | 18.8m (0) | 1:59.10 | 29.09s | 28.60s |
| 9 | JAMIE KIM | 9 | 8.0m | 10.2m (1) | 9.6m (1) | 1:59.12 | 28.96s | 29.28s |
| 1 | SWEET SASSYMOLASSY | 10 | 10.0m | 4.2m (0) | 4.4m (0) | 1:59.27 | 29.01s | 29.81s |
| 8 | GALEOCERDO CUVIER | 11 | 10.3m | 8.6m (0) | 9.0m (0) | 1:59.29 | 29.03s | 29.50s |
| 12 | THE PROTOTYPE | 12 | 13.7m | 13.4m (0) | 14.4m (0) | 1:59.56 | 29.07s | 29.35s |

Finish Position and metres gained

First Arrow shows distance gain/loss from 2nd Qtr to 3rd Qtr, Second Arrow shows distance gain/loss from 3rd Qtr to Finish
Blue arrow indicates best gain in these quarters.



800

Visual positions in race at 2nd Quarter



400

Visual positions in race at 3rd Quarter



Sectional Analysis Software

Not just form | Free Trial

www.facebook.com/PJHarnessRacing



RISE Digital, Harness Racing Australia nor the provider accepts any responsibility for the completeness or accuracy of any of the information contained herein, and makes no representations about its suitability for any particular purpose. Users should make their own judgements about those matters and/or seek independent advice. You assume all risks associated with use of data provided on this page

Bunbury Race 3 Distance 2100m



Friday, 10 May 2024

Gross Time: 2:37.70 MileRate: 2:00.90 LeadTime: 36.80s First Qtr: 31.50s Second Qtr: 30.10s Third Qtr: 29.00s Fourth Qtr: 30.30s

DATA TABLE: 800 / 400 Posi's are position from leader and (how wide the horse was at that position)

| NoHorse | Plc | Mar | 800 Posi | 400 Posi | Time | 3rd Qtr | 4th Qt |
|-----------------------|-----|-------|-----------|-----------|---------|---------|--------|
| 3 ROCKIN RUFUS | 1 | 0.0m | 13.2m (1) | 2.8m (2) | 2:37.70 | 28.24s | 30.09s |
| 11 FLAMING CULLEN | 2 | 2.0m | 17.2m (1) | 7.2m (2) | 2:37.86 | 28.27s | 29.91s |
| 2 PACIFIC EAGLE | 3 | 8.8m | 4.0m (0) | 4.0m (1) | 2:38.40 | 28.99s | 30.66s |
| 12 MADDY MADDY | 4 | 11.5m | 21.4m (1) | 16.4m (3) | 2:38.61 | 28.64s | 29.93s |
| 8 HES A COOL MACH | 5 | 13.3m | 3.2m (1) | 0.0m (1) | 2:38.76 | 28.74s | 31.30s |
| 6 IDEAL WHITBY | 6 | 14.3m | 22.2m (0) | 16.8m (4) | 2:38.83 | 28.61s | 30.11s |
| 7 ISAIDBOO | 7 | 17.5m | 24.4m (2) | 12.8m (2) | 2:39.09 | 28.14s | 30.65s |
| 9 THE FALCON PRINCE | 8 | 19.3m | 14.2m (0) | 14.2m (0) | 2:39.23 | 28.99s | 30.68s |
| 5 IDEAL SECRET | 9 | 24.9m | 0.0m (0) | 0.8m (0) | 2:39.68 | 29.02s | 32.12s |
| 10 TRITTRITTBANGBAN G | 10 | 25.7m | 18.2m (0) | 19.0m (0) | 2:39.74 | 29.05s | 30.80s |
| 1 TIMES TICKIN | 11 | 37.1m | 8.4m (0) | 8.2m (0) | 2:40.64 | 28.94s | 32.48s |
| 4 FLYNSCOTSMAN | 12 | 68.4m | 9.2m (1) | 17.8m (1) | 2:43.13 | 29.55s | 34.11s |

Finish Position and metres gained



Bunbury Race 4 Distance 1609m

Friday, 10 May 2024

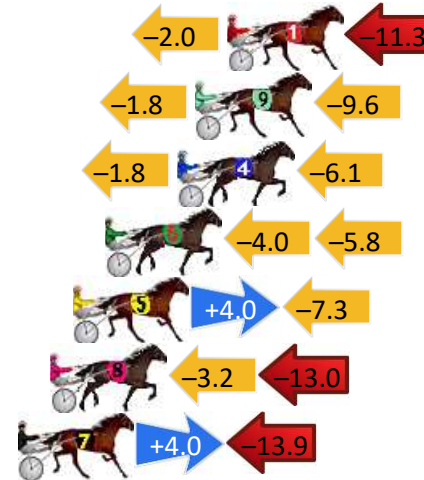
Gross Time: 1:56.10 MileRate: 1:56.10 LeadTime: 0.00s First Qtr: 28.70s Second Qtr: 30.90s Third Qtr: 28.50s Fourth Qtr: 28.10s

DATA TABLE: 800 / 400 Posi's are position from leader and (how wide the horse was at that position)

| No | Horse | Plc | Mar | 800 Posi | 400 Posi | Time | 3rd Qtr | 4th Qt |
|----|--------------------|-----|-------|-----------|-----------|---------|---------|--------|
| 3 | GULLY GUM | 1 | 0.0m | 3.0m (1) | 2.2m (1) | 1:56.10 | 28.44s | 27.95s |
| 2 | NORTHVIEW DANCE | 2 | 0.4m | 0.0m (0) | 0.0m (0) | 1:56.13 | 28.50s | 28.13s |
| 1 | IM ROCKIN ROD | 3 | 17.3m | 4.0m (0) | 6.0m (0) | 1:57.38 | 28.65s | 28.89s |
| 9 | JINGLING JEWELS | 4 | 18.6m | 7.2m (1) | 9.0m (1) | 1:57.47 | 28.63s | 28.77s |
| 4 | FLYIN DISCO | 5 | 19.3m | 11.4m (1) | 13.2m (1) | 1:57.53 | 28.63s | 28.53s |
| 6 | ABSOLUTE DELIGHT | 6 | 22.2m | 12.4m (0) | 16.4m (0) | 1:57.74 | 28.78s | 28.51s |
| 5 | LORD TITANIUM | 7 | 23.5m | 20.2m (1) | 16.2m (2) | 1:57.84 | 28.22s | 28.61s |
| 8 | OUR MUSICAL MOTION | 8 | 24.4m | 8.2m (0) | 11.4m (0) | 1:57.90 | 28.73s | 29.01s |
| 7 | ROCKIN THE TREND | 9 | 25.7m | 15.8m (1) | 11.8m (2) | 1:58.00 | 28.23s | 29.07s |

Finish Position and metres gained

First Arrow shows distance gain/loss from 2nd Qtr to 3rd Qtr, Second Arrow shows distance gain/loss from 3rd Qtr to Finish. Blue arrow indicates best gain in these quarters.



800

Visual positions in race at 2nd Quarter



400

Visual positions in race at 3rd Quarter



Bunbury Race 5 Distance 2569m


Friday, 10 May 2024

Gross Time: 3:14.10 MileRate: 2:01.60 LeadTime: 75.80s First Qtr: 30.80s Second Qtr: 30.60s Third Qtr: 29.00s Fourth Qtr: 27.90s

DATA TABLE: 800 / 400 Posi's are position from leader and (how wide the horse was at that position)

| No | Horse | Plc | Mar | 800 Posi | 400 Posi | Time | 3rd Qtr | 4th Qt |
|----|---------------------|-----|-------|-----------|-----------|---------|---------|--------|
| 1 | FRANCO WESTERN | 1 | 0.0m | 0.0m (0) | 0.0m (0) | 3:14.10 | 29.00s | 27.90s |
| 4 | THEYCALL ME STOOGEE | 2 | 6.3m | 8.2m (0) | 10.0m (0) | 3:14.56 | 29.12s | 27.64s |
| 7 | COWBOYS N BANDITS | 3 | 10.7m | 9.8m (1) | 7.2m (2) | 3:14.88 | 28.82s | 28.14s |
| 8 | CLASSNSMART | 4 | 13.5m | 4.2m (0) | 5.6m (0) | 3:15.09 | 29.11s | 28.45s |
| 6 | THE BEAUDSTER | 5 | 14.7m | 14.0m (1) | 12.4m (2) | 3:15.18 | 28.89s | 28.06s |
| 3 | ME FLASH | 6 | 15.3m | 12.2m (0) | 13.8m (1) | 3:15.22 | 29.12s | 28.00s |
| 5 | AUCKLAND JET | 7 | 45.6m | 18.0m (1) | 17.4m (2) | 3:17.45 | 29.00s | 29.86s |
| 2 | MY LITTLE BIG MAN | 8 | 59.5m | 5.8m (1) | 6.0m (1) | 3:18.46 | 29.09s | 31.61s |

Finish Position and metres gained



800

Visual positions in race at 2nd Quarter



400

Visual positions in race at 3rd Quarter



Bunbury Race 6 Distance 1609m

Friday, 10 May 2024



Gross Time: 1:58.30 MileRate: 1:58.30 LeadTime: 0.00s First Qtr: 29.80s Second Qtr: 30.30s Third Qtr: 29.00s Fourth Qtr: 29.30s

DATA TABLE: 800 / 400 Posi's are position from leader and (how wide the horse was at that position)

| No | Horse | Plc | Mar | 800 Posi | 400 Posi | Time | 3rd Qtr | 4th Qt |
|----|----------------|-----|--------|-----------|-----------|---------|---------|--------|
| 4 | SCUTTLEBUTT | 1 | 0.0m | 0.0m (0) | 0.0m (0) | 1:58.30 | 29.00s | 29.30s |
| 1 | EILEENMAY | 2 | 14.4m | 4.2m (0) | 4.2m (0) | 1:59.41 | 29.00s | 30.04s |
| 10 | AXLE ROCKS | 3 | 22.4m | 13.2m (0) | 15.0m (1) | 2:00.02 | 29.13s | 29.84s |
| 12 | GO HOME JO | 4 | 26.9m | 21.6m (0) | 23.2m (0) | 2:00.37 | 29.11s | 29.57s |
| 8 | CAPITOL DAWN | 5 | 30.0m | 9.0m (0) | 12.4m (0) | 2:00.61 | 29.24s | 30.58s |
| 7 | PETER ROMEO | 6 | 30.4m | 4.0m (1) | 7.2m (1) | 2:00.64 | 29.22s | 30.99s |
| 9 | TRUNKEY FETCH | 7 | 31.2m | 12.4m (1) | 15.0m (2) | 2:00.70 | 29.18s | 30.48s |
| 11 | LILLY LAGUNA | 8 | 36.0m | 17.4m (0) | 19.0m (1) | 2:01.07 | 29.11s | 30.54s |
| 2 | FIRST AIRBORNE | 9 | 37.7m | 8.2m (1) | 11.2m (1) | 2:01.20 | 29.21s | 31.23s |
| 6 | ALTAIR STAR | 10 | 42.7m | 20.8m (1) | 21.6m (3) | 2:01.58 | 29.05s | 30.84s |
| 3 | MAGICAL MYSTY | 11 | 43.8m | 16.6m (1) | 19.2m (2) | 2:01.67 | 29.18s | 31.09s |
| 5 | KEAYANG YUKON | 12 | 110.9m | 50.0m (0) | 70.0m (0) | 2:06.82 | 30.43s | 32.28s |

Finish Position and metres gained

First Arrow shows distance gain/loss from 2nd Qtr to 3rd Qtr, Second Arrow shows distance gain/loss from 3rd Qtr to Finish
Blue arrow indicates best gain in these quarters.



Bunbury Race 7 Distance 2100m

Friday, 10 May 2024

Gross Time: 2:43.70 MileRate: 2:05.50 LeadTime: 37.90s First Qtr: 33.30s Second Qtr: 32.20s Third Qtr: 30.20s Fourth Qtr: 30.10s

DATA TABLE: 800 / 400 Posi's are position from leader and (how wide the horse was at that position)

| No | Horse | Plc | Mar | 800 Posi | 400 Posi | Time | 3rd Qtr | 4th Qt |
|----|--------------------|-----|--------|-----------|------------|---------|---------|--------|
| 3 | VEEFORVICTORY | 1 | 0.0m | 0.0m (0) | 0.0m (0) | 2:43.70 | 30.20s | 30.10s |
| 1 | INEEDA DRINK | 2 | 2.2m | 4.0m (0) | 4.0m (0) | 2:43.87 | 30.20s | 29.97s |
| 4 | WHITBYS WORLD | 3 | 2.9m | 2.6m (1) | 2.2m (1) | 2:43.93 | 30.17s | 30.15s |
| 9 | LITTLEALBIETROTTER | 4 | 4.8m | 8.0m (0) | 8.2m (0) | 2:44.08 | 30.21s | 29.85s |
| 10 | SUGAR BOO | 4 | 4.8m | 6.8m (1) | 7.4m (2) | 2:44.08 | 30.24s | 29.91s |
| 5 | RUN STELLA RUN | 6 | 10.0m | 12.0m (0) | 12.8m (0) | 2:44.49 | 30.26s | 29.89s |
| 11 | LUCY HELEN | 7 | 10.1m | 14.6m (1) | 11.0m (1) | 2:44.50 | 29.93s | 30.03s |
| 6 | THINGS CHANGE | 8 | 10.1m | 11.0m (2) | 4.2m (3) | 2:44.50 | 29.69s | 30.54s |
| 7 | ALZ SUNSHINE | 9 | 12.3m | 16.4m (0) | 8.4m (4) | 2:44.67 | 29.60s | 30.39s |
| 12 | PAY HOMAGE | 10 | 16.4m | 15.6m (2) | 10.4m (3) | 2:44.99 | 29.81s | 30.55s |
| 8 | ADDA LUCKY BOY | 11 | 151.9m | 80.0m (0) | 110.0m (0) | 2:55.67 | 32.45s | 33.24s |

Finish Position and metres gained

First Arrow shows distance gain/loss from 2nd Qtr to 3rd Qtr, Second Arrow shows distance gain/loss from 3rd Qtr to Finish Blue arrow indicates best gain in these quarters.

