

Bunbury Race 1 Distance 2100m

Saturday, 1 February 2025



Gross Time: 2:33.60 MileRate: 1:57.70 LeadTime: 35.50s First Qtr: 29.00s Second Qtr: 31.10s Third Qtr: 28.80s Fourth Qtr: 29.20s

DATA TABLE: 800 / 400 Posi's are position from leader and (how wide the horse was at that position)

No	Horse	Plc	Mar	800 Posi	400 Posi	Time	3rd Qtr	4th Qt
4	QUINTESSA	1	0.0m	0.0m (0)	0.0m (0)	2:33.60	28.80s	29.20s
3	STELLA DELIZIOSA	2	24.2m	8.6m (0)	17.2m (0)	2:35.45	29.42s	29.71s
6	WICKED HUSTLER	3	24.9m	4.8m (1)	12.4m (1)	2:35.51	29.34s	30.11s
1	AMERICAN TYPHOON	4	42.1m	17.4m (0)	23.8m (1)	2:36.82	29.25s	30.53s
11	BOOM IT UP	5	42.1m	20.8m (2)	25.2m (2)	2:36.82	29.11s	30.43s
10	VICIOUSLY UNKIND	6	50.0m	24.8m (1)	30.2m (2)	2:37.43	29.18s	30.64s
9	MANHATTAN RUBY	7	50.1m	4.4m (0)	13.0m (0)	2:37.44	29.40s	31.89s
2	ALLIZEE	8	51.7m	13.0m (0)	23.8m (0)	2:37.56	29.56s	31.23s
7	ALWAYS SEA MIKI	9	55.6m	22.4m (0)	29.2m (0)	2:37.86	29.28s	31.12s
8	VILLAGE DEE JAY	10	197.2m	16.6m (1)	45.0m (0)	2:48.70	30.77s	40.25s

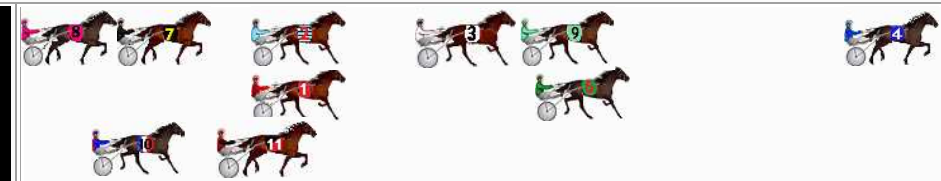
Finish Position and metres gained

First Arrow shows distance gain/loss from 2nd Qtr to 3rd Qtr, Second Arrow shows distance gain/loss from 3rd Qtr to Finish
Blue arrow indicates best gain in these quarters.



800

Visual positions in race at 2nd Quarter



400

Visual positions in race at 3rd Quarter

Bunbury Race 2 Distance 2100m

Saturday, 1 February 2025


Gross Time: 2:36.20 MileRate: 1:59.70 LeadTime: 37.40s First Qtr: 32.20s Second Qtr: 30.20s Third Qtr: 28.00s Fourth Qtr: 28.40s

DATA TABLE: 800 / 400 Posi's are position from leader and (how wide the horse was at that position)

No	Horse	Plc	Mar	800 Posi	400 Posi	Time	3rd Qtr	4th Qt
4	MISS STEFANI	1	0.0m	0.8m (1)	0.0m (0)	2:36.20	27.94s	28.40s
3	SPIRITOFANANGEL	2	1.1m	4.6m (1)	1.2m (1)	2:36.28	27.76s	28.39s
12	BATAVIA STORM	3	13.6m	8.8m (1)	6.4m (0)	2:37.21	27.83s	28.91s
8	FUNKY MUSIC	4	14.7m	13.0m (1)	14.4m (1)	2:37.30	28.10s	28.42s
11	BRIGGS ON BOND	5	30.6m	16.8m (1)	4.2m (2)	2:38.48	27.10s	30.26s
10	THE THIRSTY VET	6	32.5m	12.4m (0)	23.8m (0)	2:38.62	28.79s	29.01s
7	AXLE ROCKS	7	34.6m	21.6m (0)	20.2m (3)	2:38.78	27.89s	29.42s
5	TIMES TICKIN	8	48.3m	16.6m (0)	27.6m (1)	2:39.80	28.76s	29.86s
2	JUST A HAPPY MAN	9	49.5m	0.0m (0)	16.0m (0)	2:39.89	29.11s	30.77s
9	STELLAR EDITION	10	50.2m	8.4m (0)	22.2m (1)	2:39.95	28.95s	30.38s
6	ROAD STAR	11	65.5m	21.4m (1)	15.8m (2)	2:41.09	27.58s	31.91s
1	MAPLE MAREE	12	71.8m	4.4m (0)	20.2m (0)	2:41.56	29.08s	32.04s

Finish Position and metres gained

First Arrow shows distance gain/loss from 2nd Qtr to 3rd Qtr, Second Arrow shows distance gain/loss from 3rd Qtr to Finish
Blue arrow indicates best gain in these quarters.



800

Visual positions in race at 2nd Quarter



400

Visual positions in race at 3rd Quarter



Powered by **PJ Harness Analyser**

Sectional Analysis Software

Not just form | Free Trial

www.facebook.com/PJHarnessRacing



RISE Digital, Harness Racing Australia nor the provider accepts any responsibility for the completeness or accuracy of any of the information contained herein, and makes no representations about its suitability for any particular purpose. Users should make their own judgements about those matters and/or seek independent advice. You assume all risks associated with use of data provided on this page

Bunbury Race 3 Distance 2100m

Saturday, 1 February 2025


Gross Time: 2:34.50 MileRate: 1:58.40 LeadTime: 35.80s First Qtr: 30.30s Second Qtr: 30.90s Third Qtr: 30.30s Fourth Qtr: 27.20s

DATA TABLE: 800 / 400 Posi's are position from leader and (how wide the horse was at that position)

No	Horse	Plc	Mar	800 Posi	400 Posi	Time	3rd Qtr	4th Qt
5	FREYJA	1	0.0m	15.6m (2)	0.0m (1)	2:34.50	29.19s	27.20s
7	HEAVENLY WAGE	2	0.1m	15.4m (1)	5.2m (2)	2:34.51	29.55s	26.86s
11	JACKPOT JOE	3	16.5m	0.0m (0)	2.0m (0)	2:35.68	30.50s	28.18s
8	BETTOR MOVE ALONG	4	20.5m	8.2m (0)	11.2m (0)	2:35.97	30.55s	27.83s
6	FOLLOW ROCKNROLL	5	23.1m	12.2m (0)	15.2m (1)	2:36.15	30.54s	27.73s
1	MEGA MACH	6	23.8m	4.2m (0)	6.8m (0)	2:36.20	30.55s	28.35s
3	MASTER LEIGHTON	7	24.7m	7.0m (1)	9.6m (2)	2:36.27	30.54s	28.22s
9	COOPER	8	46.1m	16.2m (0)	15.6m (2)	2:37.80	30.37s	29.26s
4	GOV STARZZZ	9	61.7m	3.0m (1)	5.6m (1)	2:38.92	30.70s	30.99s
2	BLOCKJORG	10	66.3m	11.2m (1)	11.2m (3)	2:39.25	30.51s	30.93s

Finish Position and metres gained

First Arrow shows distance gain/loss from 2nd Qtr to 3rd Qtr, Second Arrow shows distance gain/loss from 3rd Qtr to Finish Blue arrow indicates best gain in these quarters.



800

Visual positions in race at 2nd Quarter



400

Visual positions in race at 3rd Quarter



Bunbury Race 4 Distance 2100m

Saturday, 1 February 2025


Gross Time: 2:35.30 MileRate: 1:59.00 LeadTime: 36.30s First Qtr: 32.00s Second Qtr: 29.20s Third Qtr: 28.50s Fourth Qtr: 29.30s

DATA TABLE: 800 / 400 Posi's are position from leader and (how wide the horse was at that position)

No	Horse	Plc	Mar	800 Posi	400 Posi	Time	3rd Qtr	4th Qt
5	ALFREDI	1	0.0m	0.0m (0)	0.0m (0)	2:35.30	28.50s	29.30s
4	THEYCALL ME STOOGEE	2	4.1m	4.0m (0)	4.0m (0)	2:35.62	28.50s	29.31s
7	GOLD HORSESHOE	3	8.5m	2.6m (1)	3.2m (1)	2:35.95	28.54s	29.69s
6	SKIPPIN CLASS	4	8.8m	7.0m (1)	7.0m (2)	2:35.98	28.50s	29.43s
12	CALLMEWHATUWANT	5	12.9m	25.6m (1)	21.0m (0)	2:36.29	28.18s	28.71s
9	LUHRSY	6	13.0m	21.2m (1)	24.2m (1)	2:36.30	28.73s	28.48s
1	LUCIENNE	7	14.7m	8.0m (0)	12.6m (0)	2:36.43	28.83s	29.45s
8	DOVE CRY	8	15.8m	12.0m (0)	14.2m (2)	2:36.51	28.66s	29.42s
11	THE WILDCARD	9	22.0m	11.4m (1)	12.0m (1)	2:36.99	28.53s	30.03s
10	MAJOR DALTON	10	26.1m	16.2m (0)	19.6m (1)	2:37.31	28.74s	29.77s
2	IMAHERO	11	33.2m	17.4m (1)	31.0m (0)	2:37.85	29.47s	29.46s

Finish Position and metres gained

First Arrow shows distance gain/loss from 2nd Qtr to 3rd Qtr, Second Arrow shows distance gain/loss from 3rd Qtr to Finish
Blue arrow indicates best gain in these quarters.



800

Visual positions in race at 2nd Quarter



400

Visual positions in race at 3rd Quarter



Sectional Analysis Software
Not just form | Free Trial



RISE Digital, Harness Racing Australia nor the provider accepts any responsibility for the completeness or accuracy of any of the information contained herein, and makes no representations about its suitability for any particular purpose. Users should make their own judgements about those matters and/or seek independent advice. You assume all risks associated with use of data provided on this page

www.facebook.com/PJHarnessRacing

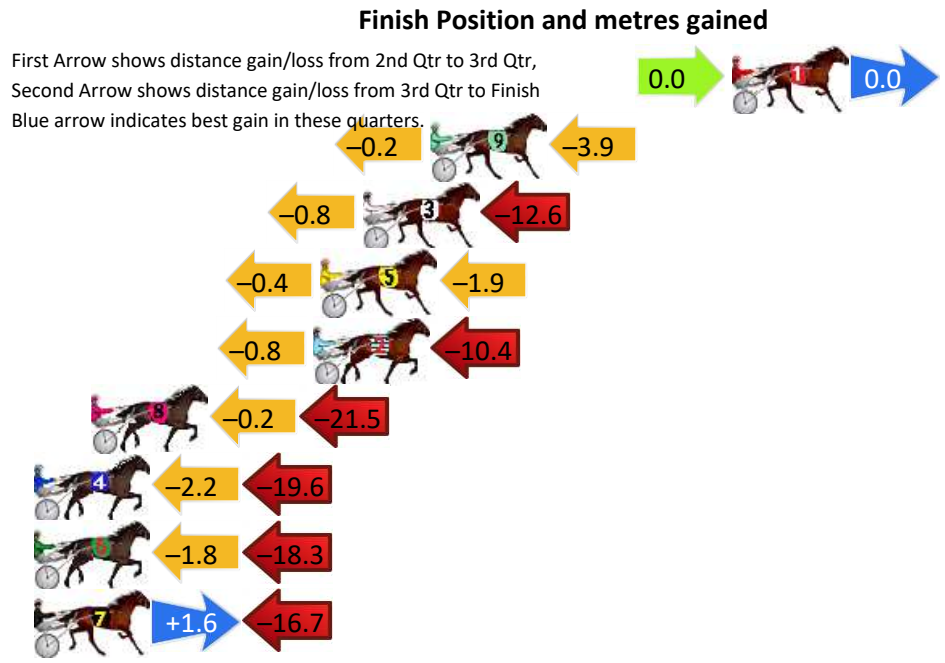
Bunbury Race 5 Distance 2100m

Saturday, 1 February 2025

Gross Time: 2:35.00 MileRate: 1:58.80 LeadTime: 37.10s First Qtr: 31.70s Second Qtr: 29.10s Third Qtr: 28.80s Fourth Qtr: 28.30s

DATA TABLE: 800 / 400 Posi's are position from leader and (how wide the horse was at that position)

No	Horse	Plc	Mar	800 Posi	400 Posi	Time	3rd Qtr	4th Qt
1	ROCK ROSIE ROCK	1	0.0m	0.0m (0)	0.0m (0)	2:35.00	28.80s	28.30s
9	ALWAYSBRFRANK	2	12.1m	8.0m (0)	8.2m (0)	2:35.90	28.82s	28.57s
3	MAJOR JAY	3	14.8m	1.4m (1)	2.2m (1)	2:36.10	28.86s	29.19s
5	SUKHOVEY WINDSTORM	4	16.5m	14.2m (1)	14.6m (2)	2:36.23	28.83s	28.43s
2	ITS JUSTA SHOTAWAY	5	16.8m	5.6m (1)	6.4m (1)	2:36.25	28.86s	29.03s
8	ASHIMA	6	25.7m	4.0m (0)	4.2m (0)	2:36.91	28.83s	29.81s
4	PETER ROMEO	7	31.6m	9.8m (1)	12.0m (1)	2:37.35	28.97s	29.68s
6	JORDANO	8	33.3m	13.2m (0)	15.0m (0)	2:37.48	28.94s	29.59s
7	CULLEN STAR	9	36.7m	21.6m (0)	20.0m (1)	2:37.73	28.70s	29.47s



8
0
0

Visual positions in race at 2nd Quarter



4
0
0

Visual positions in race at 3rd Quarter



Sectional Analysis Software
Not just form | Free Trial



RISE Digital, Harness Racing Australia nor the provider accepts any responsibility for the completeness or accuracy of any of the information contained herein, and makes no representations about its suitability for any particular purpose. Users should make their own judgements about those matters and/or seek independent advice. You assume all risks associated with use of data provided on this page

www.facebook.com/PJHarnessRacing

Bunbury Race 6 Distance 2100m

Saturday, 1 February 2025


Gross Time: 2:37.50 MileRate: 2:00.70 LeadTime: 36.10s First Qtr: 32.30s Second Qtr: 29.40s Third Qtr: 29.90s Fourth Qtr: 29.80s

DATA TABLE: 800 / 400 Posi's are position from leader and (how wide the horse was at that position)

No	Horse	Plc	Mar	800 Posi	400 Posi	Time	3rd Qtr	4th Qt
2	FOLLOW MY STRIDE	1	0.0m	0.0m (0)	0.0m (0)	2:37.50	29.90s	29.80s
8	CHAMPAGNE STYLE	2	0.8m	14.2m (0)	16.8m (1)	2:37.56	30.09s	28.61s
7	ACOLTNAMEDSU	3	2.5m	21.2m (1)	13.6m (3)	2:37.70	29.33s	28.98s
4	SWEET SASSYMOLASSY	4	7.0m	4.0m (0)	3.8m (1)	2:38.05	29.89s	30.04s
5	YOU FLY WITH ME	5	17.8m	18.2m (0)	23.0m (2)	2:38.89	30.26s	29.41s
1	IDEAL IVANA	6	22.3m	9.2m (0)	12.6m (0)	2:39.24	30.15s	30.52s
3	OUR MUSICAL MOTION	7	29.8m	17.2m (1)	18.0m (2)	2:39.83	29.96s	30.67s
6	GOOD TIMES AHEAD	8	39.7m	8.0m (1)	10.4m (1)	2:40.60	30.08s	31.97s
9	SAGATIOUS	9	59.2m	12.8m (1)	13.2m (2)	2:42.12	29.94s	33.21s


Finish Position and metres gained

First Arrow shows distance gain/loss from 2nd Qtr to 3rd Qtr, Second Arrow shows distance gain/loss from 3rd Qtr to Finish
Blue arrow indicates best gain in these quarters.



800

Visual positions in race at 2nd Quarter



400

Visual positions in race at 3rd Quarter



Bunbury Race 7 Distance 2100m


Saturday, 1 February 2025

Gross Time: 2:40.10 MileRate: 2:02.70 LeadTime: 35.00s First Qtr: 32.80s Second Qtr: 31.90s Third Qtr: 31.00s Fourth Qtr: 29.40s

DATA TABLE: 800 / 400 Posi's are position from leader and (how wide the horse was at that position)

No	Horse	Plc	Mar	800 Posi	400 Posi	Time	3rd Qtr	4th Qt
4	ISAIDBOO	1	0.0m	15.8m (1)	9.6m (2)	2:40.10	30.52s	28.70s
9	DUNAMIS	2	4.9m	11.6m (1)	5.8m (2)	2:40.48	30.56s	29.33s
3	STAPLETON	3	6.9m	7.2m (1)	2.2m (1)	2:40.63	30.63s	29.74s
2	IDEAL WHITBY	4	10.6m	8.4m (0)	8.0m (0)	2:40.92	30.98s	29.59s
6	I SEE FIRE	5	13.4m	17.4m (0)	14.4m (2)	2:41.13	30.77s	29.33s
1	SOUNDS LIKE FUN	6	14.9m	4.4m (0)	4.2m (0)	2:41.25	31.01s	30.18s
7	FIREPLAY	7	17.2m	0.0m (0)	0.0m (0)	2:41.43	31.03s	30.66s
8	ALTAIR STAR	8	19.2m	12.8m (0)	13.6m (0)	2:41.58	31.07s	29.81s
5	CAMEOS DELIGHT	9	138.1m	3.0m (1)	11.0m (1)	2:50.75	31.85s	38.69s

Finish Position and metres gained



800

Visual positions in race at 2nd Quarter



400

Visual positions in race at 3rd Quarter

