

Albany Race 1 Distance 2265m

Friday, 31 January 2025


Gross Time: 2:49.90 MileRate: 2:00.70 LeadTime: 48.80s First Qtr: 31.80s Second Qtr: 31.00s Third Qtr: 28.10s Fourth Qtr: 30.20s

DATA TABLE: 800 / 400 Posi's are position from leader and (how wide the horse was at that position)

| No | Horse | Plc | Mar | 800 Posi | 400 Posi | Time | 3rd Qtr | 4th Qt |
|----|--------------------|-----|-------|-----------|-----------|---------|---------|--------|
| 8 | BETTOR HAVE FAITH | 1 | 0.0m | 0.0m (0) | 0.0m (0) | 2:49.90 | 28.10s | 30.20s |
| 10 | THE BEACH MASTER | 2 | 4.8m | 2.8m (1) | 3.2m (1) | 2:50.28 | 28.12s | 30.32s |
| 9 | MY GRAND ANGUS | 3 | 26.1m | 17.0m (1) | 27.4m (2) | 2:51.96 | 28.86s | 30.10s |
| 4 | DIAMOND DANCE | 4 | 29.1m | 12.4m (1) | 22.2m (2) | 2:52.20 | 28.79s | 30.72s |
| 5 | TEMPT THE STARS | 5 | 29.1m | 20.0m (0) | 33.2m (1) | 2:52.20 | 29.07s | 29.89s |
| 6 | MARLEDIE | 6 | 42.7m | 22.0m (1) | 35.6m (2) | 2:53.28 | 29.07s | 30.73s |
| 3 | ANYLOVEISGOODLOVE | 7 | 48.9m | 8.4m (1) | 20.6m (1) | 2:53.77 | 28.91s | 32.32s |
| 1 | AMELIA ROCKS | 8 | 79.2m | 10.2m (0) | 25.2m (0) | 2:56.16 | 29.05s | 34.25s |
| 7 | INFRINGEMENTNOTICE | 9 | 83.4m | 15.0m (0) | 31.2m (0) | 2:56.50 | 29.14s | 34.12s |
| 2 | MAJOR CLASS | 10 | 95.4m | 5.6m (0) | 18.6m (0) | 2:57.44 | 28.84s | 35.97s |

Finish Position and metres gained

First Arrow shows distance gain/loss from 2nd Qtr to 3rd Qtr, Second Arrow shows distance gain/loss from 3rd Qtr to Finish
Blue arrow indicates best gain in these quarters.



800

Visual positions in race at 2nd Quarter



400

Visual positions in race at 3rd Quarter

Albany Race 2 Distance 1832m

Friday, 31 January 2025


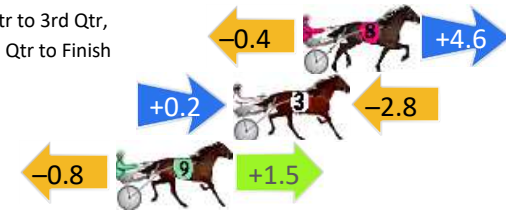
Gross Time: 2:14.10 MileRate: 1:57.80 LeadTime: 14.90s First Qtr: 30.50s Second Qtr: 30.10s Third Qtr: 29.00s Fourth Qtr: 29.60s

DATA TABLE: 800 / 400 Posi's are position from leader and (how wide the horse was at that position)

| No | Horse | Plc | Mar | 800 Posi | 400 Posi | Time | 3rd Qtr | 4th Qt |
|----|--------------------|-----|-------|-----------|-----------|---------|---------|--------|
| 8 | HIGHLY FLAMMABLE | 1 | 0.0m | 4.2m (1) | 4.6m (0) | 2:14.10 | 29.03s | 29.26s |
| 3 | CAPTAINS BEACHBABE | 2 | 2.8m | 0.2m (1) | 0.0m (0) | 2:14.32 | 28.98s | 29.81s |
| 9 | KEPTAIN COURAGEOUS | 3 | 7.5m | 8.2m (1) | 9.0m (1) | 2:14.68 | 29.06s | 29.49s |
| 10 | CROWDED REACTOR | 4 | 26.8m | 12.8m (1) | 15.0m (1) | 2:16.18 | 29.15s | 30.47s |
| 5 | CRACKA TINNY | 5 | 27.8m | 17.4m (0) | 25.4m (0) | 2:16.26 | 29.58s | 29.78s |
| 7 | SANFORD BART | 6 | 29.8m | 13.4m (0) | 20.6m (1) | 2:16.41 | 29.52s | 30.28s |
| 1 | SECOND AMENDMENT | 7 | 34.5m | 9.4m (0) | 17.8m (0) | 2:16.78 | 29.60s | 30.83s |
| 4 | SPORTS CENTRAL | 8 | 36.1m | 17.2m (1) | 24.2m (2) | 2:16.90 | 29.50s | 30.48s |
| 2 | HEAVENLY BLISS | 9 | 37.0m | 5.0m (0) | 13.8m (0) | 2:16.97 | 29.62s | 31.31s |
| 6 | SANFORD HARRY | 10 | 58.5m | 0.0m (0) | 9.2m (0) | 2:18.64 | 29.63s | 33.23s |

Finish Position and metres gained

First Arrow shows distance gain/loss from 2nd Qtr to 3rd Qtr, Second Arrow shows distance gain/loss from 3rd Qtr to Finish. Blue arrow indicates best gain in these quarters.



800

Visual positions in race at 2nd Quarter



400

Visual positions in race at 3rd Quarter



Sectional Analysis Software
Not just form | Free Trial



RISE Digital, Harness Racing Australia nor the provider accepts any responsibility for the completeness or accuracy of any of the information contained herein, and makes no representations about its suitability for any particular purpose. Users should make their own judgements about those matters and/or seek independent advice. You assume all risks associated with use of data provided on this page

www.facebook.com/PJHarnessRacing

Albany Race 3 Distance 1832m

Friday, 31 January 2025


Gross Time: 2:14.80 MileRate: 1:58.40 LeadTime: 14.70s First Qtr: 30.20s Second Qtr: 30.50s Third Qtr: 29.70s Fourth Qtr: 29.70s

DATA TABLE: 800 / 400 Posi's are position from leader and (how wide the horse was at that position)

| No | Horse | Plc | Mar | 800 Posi | 400 Posi | Time | 3rd Qtr | 4th Qt |
|----|-------------------|-----|-------|-----------|-----------|---------|---------|--------|
| 3 | MISTER KOPA | 1 | 0.0m | 6.0m (1) | 0.6m (1) | 2:14.80 | 29.30s | 29.66s |
| 1 | BETTERTHAN SECRET | 2 | 3.5m | 4.0m (0) | 5.2m (1) | 2:15.07 | 29.79s | 29.57s |
| 6 | BEACH CAPTAIN | 3 | 5.6m | 1.8m (1) | 0.0m (0) | 2:15.24 | 29.57s | 30.11s |
| 2 | GOTA GOOD WARHOL | 4 | 11.6m | 10.2m (1) | 10.6m (1) | 2:15.70 | 29.73s | 29.77s |
| 8 | LETS ROCK TONIGHT | 5 | 12.7m | 8.2m (2) | 7.4m (2) | 2:15.79 | 29.64s | 30.09s |
| 5 | RECOVER LOVER | 6 | 21.0m | 14.6m (1) | 14.4m (1) | 2:16.43 | 29.69s | 30.19s |
| 9 | JOHNNY LOMBO | 7 | 26.6m | 12.2m (2) | 12.4m (2) | 2:16.87 | 29.71s | 30.75s |
| 4 | LIQUIDATOR | 8 | 69.4m | 0.0m (0) | 9.0m (0) | 2:20.20 | 30.36s | 34.16s |
| 7 | ESCAPEFROMREALITY | 9 | 69.5m | 8.0m (0) | 16.8m (0) | 2:20.21 | 30.35s | 33.59s |
| 10 | IM BOSS | 10 | 98.9m | 12.8m (0) | 22.0m (1) | 2:22.50 | 30.38s | 35.38s |

Finish Position and metres gained

First Arrow shows distance gain/loss from 2nd Qtr to 3rd Qtr, Second Arrow shows distance gain/loss from 3rd Qtr to Finish Blue arrow indicates best gain in these quarters.



800

Visual positions in race at 2nd Quarter



400

Visual positions in race at 3rd Quarter



Albany Race 4 Distance 1832m

Friday, 31 January 2025


Gross Time: 2:15.10 MileRate: 1:58.60 LeadTime: 14.80s First Qtr: 30.80s Second Qtr: 31.10s Third Qtr: 28.70s Fourth Qtr: 29.70s

DATA TABLE: 800 / 400 Posi's are position from leader and (how wide the horse was at that position)

| No | Horse | Plc | Mar | 800 Posi | 400 Posi | Time | 3rd Qtr | 4th Qt |
|----|-------------------|-----|-------|-----------|-----------|---------|---------|--------|
| 3 | REBLINE | 1 | 0.0m | 4.4m (1) | 4.2m (1) | 2:15.10 | 28.69s | 29.39s |
| 4 | EYE BETTER | 2 | 0.2m | 0.4m (1) | 0.0m (1) | 2:15.12 | 28.67s | 29.71s |
| 9 | HENWOOD BAY | 3 | 4.9m | 14.6m (2) | 12.6m (2) | 2:15.48 | 28.56s | 29.13s |
| 7 | KOLISI | 4 | 5.4m | 8.6m (0) | 8.2m (0) | 2:15.52 | 28.67s | 29.49s |
| 1 | AMERICAN MONARCH | 5 | 9.7m | 4.2m (0) | 4.0m (0) | 2:15.85 | 28.68s | 30.12s |
| 6 | TUX AND TAILS | 6 | 10.4m | 12.6m (0) | 12.0m (0) | 2:15.91 | 28.66s | 29.58s |
| 2 | TUBBS FARQUHAR | 7 | 10.8m | 0.0m (0) | 0.0m (0) | 2:15.94 | 28.69s | 30.50s |
| 10 | CHILLIN | 8 | 12.5m | 10.4m (2) | 8.2m (2) | 2:16.07 | 28.53s | 30.02s |
| 5 | BEYOND BLING | 9 | 13.8m | 16.2m (1) | 8.4m (1) | 2:16.17 | 28.13s | 30.10s |
| 8 | DEL BOCAVISTA BAY | 10 | 39.2m | 6.0m (2) | 4.4m (2) | 2:18.15 | 28.54s | 32.27s |

Finish Position and metres gained

First Arrow shows distance gain/loss from 2nd Qtr to 3rd Qtr, Second Arrow shows distance gain/loss from 3rd Qtr to Finish
Blue arrow indicates best gain in these quarters.



800

Visual positions in race at 2nd Quarter



400

Visual positions in race at 3rd Quarter



Albany Race 5 Distance 1832m

Friday, 31 January 2025


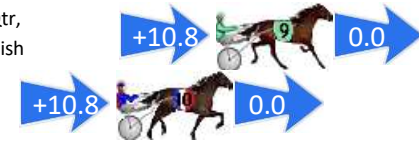
Gross Time: 2:14.00 MileRate: 1:57.70 LeadTime: 14.50s First Qtr: 30.50s Second Qtr: 30.50s Third Qtr: 30.30s Fourth Qtr: 28.20s

DATA TABLE: 800 / 400 Posi's are position from leader and (how wide the horse was at that position)

| No | Horse | Plc | Mar | 800 Posi | 400 Posi | Time | 3rd Qtr | 4th Qt |
|----|--------------------|-----|--------|-----------|-----------|---------|---------|--------|
| 9 | POCKETFUL OF OPALS | 1 | 0.0m | 10.8m (1) | 0.0m (1) | 2:14.00 | 29.51s | 28.20s |
| 10 | KOOLBARDI NAVAJO | 2 | 4.0m | 14.8m (1) | 4.0m (2) | 2:14.30 | 29.51s | 28.20s |
| 6 | WANDERING GIRL | 3 | 28.4m | 2.8m (1) | 3.0m (0) | 2:16.10 | 30.38s | 29.98s |
| 3 | LUCI KANE | 4 | 31.5m | 8.4m (0) | 19.0m (1) | 2:16.33 | 31.10s | 29.08s |
| 2 | ALEXANDRA THEGREAT | 5 | 37.4m | 12.4m (0) | 15.6m (2) | 2:16.77 | 30.59s | 29.73s |
| 1 | BATAVIA STREAMLINE | 6 | 65.9m | 4.2m (0) | 14.4m (1) | 2:18.88 | 31.18s | 31.81s |
| 5 | SUN AND SAND | 7 | 66.2m | 6.8m (1) | 10.4m (1) | 2:18.91 | 30.71s | 32.11s |
| 4 | GRIN DESTINY | 8 | 74.8m | 0.0m (0) | 16.0m (0) | 2:19.54 | 31.62s | 32.32s |
| 7 | BONNIE SWEETAPPLE | 9 | 128.7m | 19.6m (0) | 55.0m (0) | 2:23.54 | 33.07s | 33.37s |

Finish Position and metres gained

First Arrow shows distance gain/loss from 2nd Qtr to 3rd Qtr, Second Arrow shows distance gain/loss from 3rd Qtr to Finish
Blue arrow indicates best gain in these quarters.



800

Visual positions in race at 2nd Quarter



400

Visual positions in race at 3rd Quarter



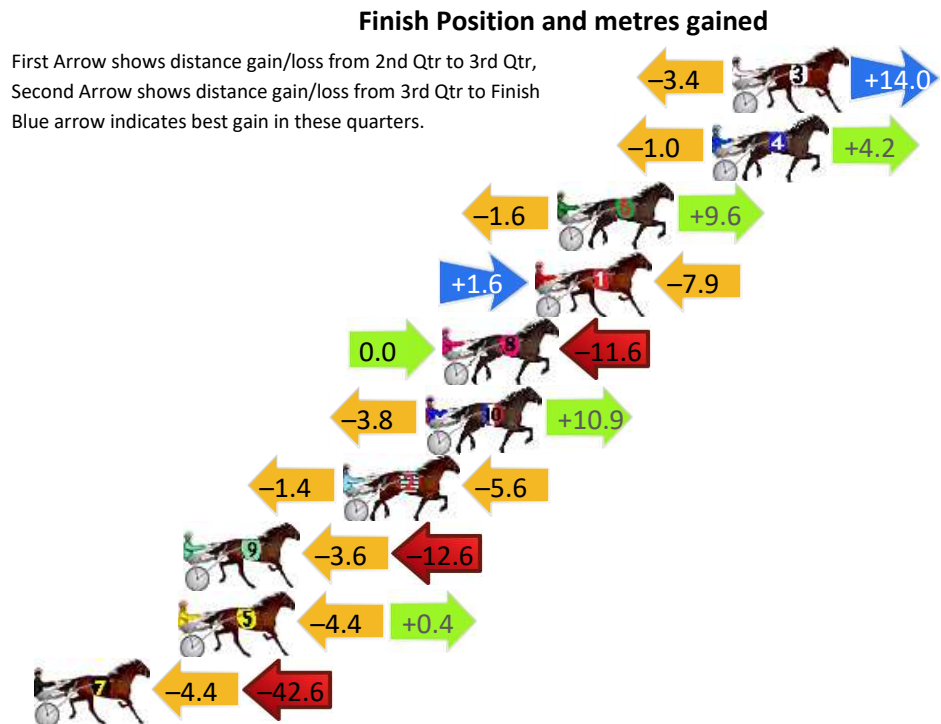
Albany Race 6 Distance 2265m

Friday, 31 January 2025

Gross Time: 2:53.10 MileRate: 2:03.00 LeadTime: 48.10s First Qtr: 32.30s Second Qtr: 31.90s Third Qtr: 29.80s Fourth Qtr: 31.00s


DATA TABLE: 800 / 400 Posi's are position from leader and (how wide the horse was at that position)

| No | Horse | Plc | Mar | 800 Posi | 400 Posi | Time | 3rd Qtr | 4th Qt |
|----|--------------------|-----|-------|-----------|-----------|---------|---------|--------|
| 3 | CAPTURE THE MOMENT | 1 | 0.0m | 10.6m (1) | 14.0m (2) | 2:53.10 | 30.08s | 29.92s |
| 4 | HAVING FUN | 2 | 0.8m | 4.0m (0) | 5.0m (1) | 2:53.16 | 29.88s | 30.68s |
| 6 | CODENAME ELLIOT | 3 | 7.0m | 15.0m (1) | 16.6m (1) | 2:53.67 | 29.94s | 30.26s |
| 1 | MY SWEET ADDICTION | 4 | 7.9m | 1.6m (1) | 0.0m (1) | 2:53.74 | 29.67s | 31.61s |
| 8 | ALTA EXPRESS | 5 | 11.6m | 0.0m (0) | 0.0m (0) | 2:54.04 | 29.78s | 31.89s |
| 10 | NINETY MILE BEACH | 6 | 12.3m | 19.4m (1) | 23.2m (1) | 2:54.10 | 30.10s | 30.16s |
| 2 | SHOAL BAY | 7 | 15.6m | 8.6m (0) | 10.0m (0) | 2:54.36 | 29.90s | 31.43s |
| 9 | OUTRIDER | 8 | 22.0m | 5.8m (1) | 9.4m (1) | 2:54.88 | 30.05s | 31.97s |
| 5 | BLIND EDITION | 9 | 22.2m | 18.2m (0) | 22.6m (0) | 2:54.90 | 30.13s | 30.97s |
| 7 | SEASIDEJO | 10 | 60.4m | 13.4m (0) | 17.8m (0) | 2:58.00 | 30.07s | 34.28s |



800

Visual positions in race at 2nd Quarter



400

Visual positions in race at 3rd Quarter



Albany Race 7 Distance 2265m

Friday, 31 January 2025


Gross Time: 2:54.70 MileRate: 2:04.10 LeadTime: 49.90s First Qtr: 30.80s Second Qtr: 32.30s Third Qtr: 30.30s Fourth Qtr: 31.40s

DATA TABLE: 800 / 400 Posi's are position from leader and (how wide the horse was at that position)

| No | Horse | Plc | Mar | 800 Posi | 400 Posi | Time | 3rd Qtr | 4th Qt |
|----|--------------------|-----|-------|-----------|-----------|---------|---------|--------|
| 4 | THERE AND THEN | 1 | 0.0m | 0.0m (0) | 0.0m (0) | 2:54.70 | 30.30s | 31.40s |
| 1 | MUMMAS LITTLE STAR | 2 | 4.8m | 4.0m (0) | 4.8m (0) | 2:55.09 | 30.36s | 31.40s |
| 9 | SPEED FORCE | 3 | 8.4m | 1.2m (1) | 2.6m (1) | 2:55.39 | 30.40s | 31.85s |
| 2 | UNEARTHED | 4 | 11.9m | 5.2m (1) | 7.2m (1) | 2:55.68 | 30.45s | 31.77s |
| 5 | GALEOCERDO CUVIER | 5 | 15.1m | 9.6m (0) | 11.8m (0) | 2:55.94 | 30.46s | 31.66s |
| 6 | IDONTWANABEAPIRATE | 6 | 18.1m | 14.0m (1) | 17.0m (2) | 2:56.19 | 30.53s | 31.49s |
| 7 | ON GOLDEN ROAD | 7 | 18.9m | 13.6m (0) | 16.4m (1) | 2:56.25 | 30.51s | 31.60s |
| 8 | LOWLANDS BEACH BOY | 8 | 23.0m | 17.6m (0) | 29.0m (0) | 2:56.59 | 31.18s | 30.93s |
| 10 | SUB MARINER | 9 | 23.3m | 9.2m (2) | 5.6m (2) | 2:56.61 | 30.00s | 32.78s |
| 3 | LIGHTSHOW | 10 | 24.8m | 9.4m (1) | 12.6m (2) | 2:56.74 | 30.53s | 32.35s |


Finish Position and metres gained

First Arrow shows distance gain/loss from 2nd Qtr to 3rd Qtr, Second Arrow shows distance gain/loss from 3rd Qtr to Finish
Blue arrow indicates best gain in these quarters.



800

Visual positions in race at 2nd Quarter



400

Visual positions in race at 3rd Quarter

