

Albany Race 1 Distance 2265m

Friday, 23 February 2024


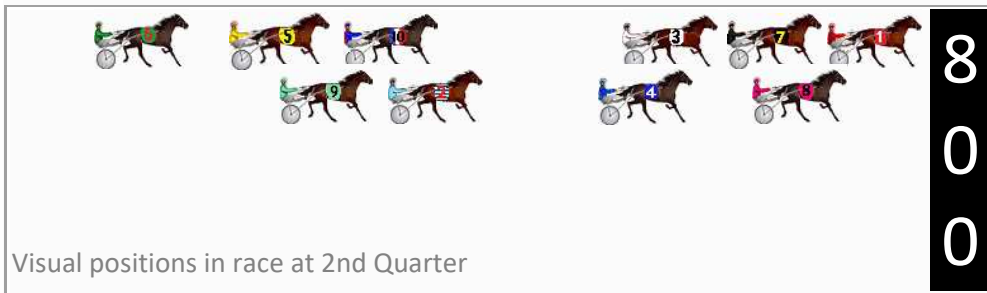

Gross Time: 2:51.20 MileRate: 2:01.70 LeadTime: 50.50s First Qtr: 30.70s Second Qtr: 29.50s Third Qtr: 29.60s Fourth Qtr: 30.90s

DATA TABLE: 800 / 400 Posi's are position from leader and (how wide the horse was at that position)

No	Horse	Plc	Mar	800 Posi	400 Posi	Time	3rd Qtr	4th Qt
7	ALEXANDRA THEGREAT	1	0.0m	4.0m (0)	5.4m (0)	2:51.20	29.71s	30.49s
8	LETS ROCK TONIGHT	2	2.1m	3.0m (1)	1.6m (1)	2:51.37	29.49s	30.94s
1	GRAPELLIES BOY	3	17.0m	0.0m (0)	0.0m (0)	2:52.57	29.57s	32.21s
3	ALTAIR STAR	4	18.3m	8.2m (0)	9.8m (0)	2:52.68	29.71s	31.55s
4	MAJIC BAY	5	23.4m	9.2m (1)	11.6m (1)	2:53.09	29.76s	31.81s
10	ANYLOVEISGOODLOVE	6	40.6m	19.4m (0)	23.4m (0)	2:54.48	29.87s	32.22s
5	MUMMAS LITTLE STAR	7	41.5m	24.0m (0)	29.8m (0)	2:54.55	30.02s	31.80s
6	HEAVENLY BLISS	8	47.1m	29.4m (0)	32.4m (1)	2:55.01	29.80s	32.03s
9	HUMDINGER	9	66.7m	22.0m (1)	27.0m (2)	2:56.59	29.91s	33.95s
2	DEEP BLUE	10	81.7m	17.6m (1)	26.6m (1)	2:57.80	30.19s	35.13s

Finish Position and metres gained

First Arrow shows distance gain/loss from 2nd Qtr to 3rd Qtr, Second Arrow shows distance gain/loss from 3rd Qtr to Finish. Blue arrow indicates best gain in these quarters.



Albany Race 2 Distance 1832m

Friday, 23 February 2024


Gross Time: 2:16.20 MileRate: 1:59.60 LeadTime: 14.70s First Qtr: 31.60s Second Qtr: 30.90s Third Qtr: 29.30s Fourth Qtr: 29.70s

DATA TABLE: 800 / 400 Posi's are position from leader and (how wide the horse was at that position)

No	Horse	Plc	Mar	800 Posi	400 Posi	Time	3rd Qtr	4th Qt
9	STORM THE BEACH	1	0.0m	7.2m (2)	5.2m (2)	2:16.20	29.16s	29.32s
3	SPEED FORCE	2	1.6m	0.0m (0)	0.0m (0)	2:16.32	29.30s	29.82s
7	THIS TIME JACKO	3	2.6m	8.4m (0)	8.0m (0)	2:16.40	29.27s	29.30s
10	DIAMOND DANCE	4	2.8m	11.4m (1)	9.4m (2)	2:16.42	29.16s	29.21s
1	AMELIA ROCKS	5	7.8m	4.2m (0)	3.8m (0)	2:16.81	29.27s	30.00s
4	JUST A PET	6	12.0m	17.6m (0)	13.0m (1)	2:17.13	28.96s	29.63s
5	SAVE THIS DANCE	7	18.5m	12.6m (0)	13.2m (0)	2:17.64	29.34s	30.09s
8	INFRINGEMENTNOTICE	8	20.9m	5.6m (1)	8.0m (1)	2:17.83	29.47s	30.65s
6	AMERICAN MONARCH	9	26.4m	1.6m (1)	4.0m (1)	2:18.25	29.46s	31.35s

Finish Position and metres gained

First Arrow shows distance gain/loss from 2nd Qtr to 3rd Qtr, Second Arrow shows distance gain/loss from 3rd Qtr to Finish Blue arrow indicates best gain in these quarters.



800

Visual positions in race at 2nd Quarter



400

Visual positions in race at 3rd Quarter



Albany Race 3 Distance 1832m

Friday, 23 February 2024

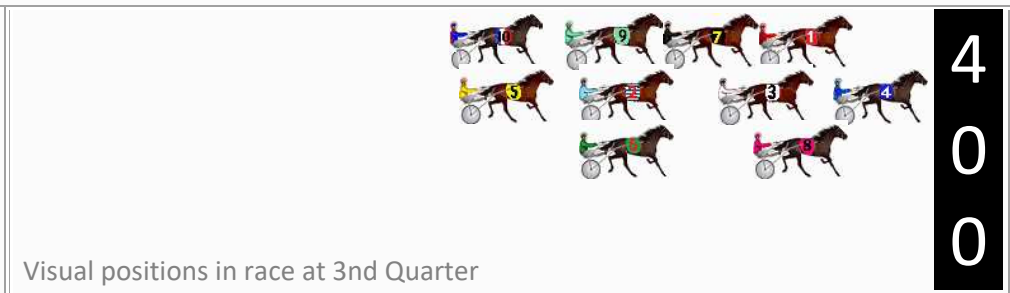


Gross Time: 2:16.20 MileRate: 1:59.60 LeadTime: 14.60s First Qtr: 32.10s Second Qtr: 31.00s Third Qtr: 29.40s Fourth Qtr: 29.10s

DATA TABLE: 800 / 400 Posi's are position from leader and (how wide the horse was at that position)

No	Horse	Plc	Mar	800 Posi	400 Posi	Time	3rd Qtr	4th Qt
4	HENWOOD BAY	1	0.0m	0.6m (1)	0.0m (1)	2:16.20	29.36s	29.10s
1	EYE BETTER	2	4.1m	0.0m (0)	3.0m (0)	2:16.51	29.62s	29.18s
3	TRIPLE BRIE	3	5.6m	4.6m (1)	4.6m (1)	2:16.63	29.40s	29.17s
7	STEP IT UP	4	6.5m	4.2m (0)	6.8m (0)	2:16.70	29.59s	29.08s
9	SPORTS CENTRAL	5	12.0m	8.2m (0)	10.8m (0)	2:17.12	29.59s	29.19s
2	SANFORD TILLY	6	12.7m	8.8m (1)	10.2m (1)	2:17.17	29.50s	29.28s
10	OUR SURROGATE	7	14.7m	12.2m (0)	15.4m (0)	2:17.32	29.63s	29.05s
8	TINSELTOWN	8	14.8m	12.6m (2)	3.2m (2)	2:17.33	28.72s	29.94s
5	BENTLEIGH	9	18.1m	16.6m (0)	15.0m (1)	2:17.58	29.28s	29.32s
6	MOVE OVER MISS	10	39.9m	16.6m (2)	10.2m (2)	2:19.25	28.95s	31.25s

Finish Position and metres gained

First Arrow shows distance gain/loss from 2nd Qtr to 3rd Qtr, Second Arrow shows distance gain/loss from 3rd Qtr to Finish
Blue arrow indicates best gain in these quarters.



Albany Race 4 Distance 2265m

Friday, 23 February 2024


Gross Time: 2:50.20 MileRate: 2:00.90 LeadTime: 48.50s First Qtr: 33.20s Second Qtr: 29.80s Third Qtr: 28.70s Fourth Qtr: 30.00s

DATA TABLE: 800 / 400 Posi's are position from leader and (how wide the horse was at that position)

No	Horse	Plc	Mar	800 Posi	400 Posi	Time	3rd Qtr	4th Qt
5	SMOKEYS SHADOW	1	0.0m	4.0m (0)	3.8m (0)	2:50.20	28.69s	29.72s
9	CHILLIN	2	1.2m	9.8m (1)	1.0m (2)	2:50.29	28.06s	30.01s
3	BAZAAR PACKAGE	3	4.5m	0.0m (0)	0.0m (0)	2:50.55	28.69s	30.34s
8	RECOVER LOVER	4	5.4m	5.4m (1)	4.8m (1)	2:50.62	28.66s	30.04s
2	SWANBOURNE SPUNK	5	8.6m	8.4m (0)	8.0m (0)	2:50.88	28.67s	30.04s
4	SANFORD HARRY	6	9.8m	14.0m (1)	9.2m (1)	2:50.97	28.35s	30.04s
10	THE BEACH MASTER	7	10.2m	1.0m (1)	0.0m (1)	2:51.00	28.61s	30.76s
7	LA VISTA	8	11.5m	18.4m (1)	7.2m (2)	2:51.10	27.88s	30.32s
6	SANFORD BART	9	12.5m	23.2m (0)	14.6m (1)	2:51.18	28.08s	29.84s
1	PINK PARADE	10	18.9m	13.6m (0)	13.0m (0)	2:51.69	28.65s	30.44s

Finish Position and metres gained

First Arrow shows distance gain/loss from 2nd Qtr to 3rd Qtr, Second Arrow shows distance gain/loss from 3rd Qtr to Finish Blue arrow indicates best gain in these quarters.



800

Visual positions in race at 2nd Quarter



400

Visual positions in race at 3rd Quarter



Albany Race 5 Distance 2265m

Friday, 23 February 2024


Gross Time: 2:48.50 MileRate: 1:59.70 LeadTime: 49.10s First Qtr: 31.90s Second Qtr: 29.90s Third Qtr: 28.90s Fourth Qtr: 28.70s

DATA TABLE: 800 / 400 Posi's are position from leader and (how wide the horse was at that position)

NoHorse	Plc	Mar	800 Posi	400 Posi	Time	3rd Qtr	4th Qt
2 CHASING HILL	1	0.0m	0.0m (0)	0.0m (0)	2:48.50	28.90s	28.70s
7 KOOLBARDI NAVAJO	2	4.9m	8.2m (0)	8.2m (0)	2:48.87	28.90s	28.46s
1 KOLISI	3	5.0m	4.0m (0)	4.2m (0)	2:48.88	28.91s	28.76s
5 BEYOND BLING	4	12.8m	12.8m (0)	13.2m (0)	2:49.46	28.93s	28.67s
4 HIGHLY FLAMMABLE	5	14.3m	10.6m (1)	11.8m (1)	2:49.58	28.99s	28.88s
3 TUX AND TAILS	6	16.2m	6.4m (1)	7.8m (1)	2:49.72	29.00s	29.30s
6 IM THE BEST	7	16.6m	16.4m (1)	13.0m (2)	2:49.75	28.66s	28.96s
8 ROCKANDROLLARTIS T	8	18.3m	2.2m (1)	3.6m (1)	2:49.88	29.00s	29.75s

Finish Position and metres gained

First Arrow shows distance gain/loss from 2nd Qtr to 3rd Qtr,
Second Arrow shows distance gain/loss from 3rd Qtr to Finish
Blue arrow indicates best gain in these quarters.



8
0
0

Visual positions in race at 2nd Quarter



4
0
0

Visual positions in race at 3rd Quarter



Albany Race 6 Distance 2247m

Friday, 23 February 2024



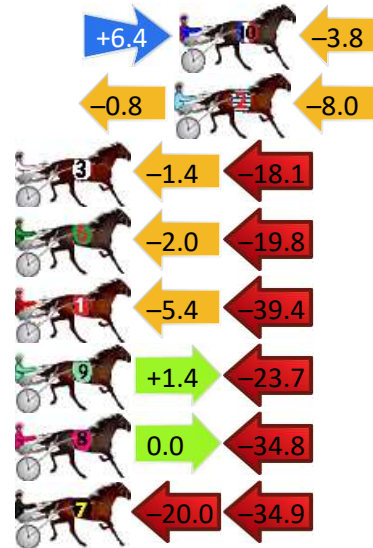
Gross Time: 2:52.50 MileRate: 2:02.40 LeadTime: 52.30s First Qtr: 32.40s Second Qtr: 29.60s Third Qtr: 29.00s Fourth Qtr: 29.20s

DATA TABLE: 800 / 400 Posi's are position from leader and (how wide the horse was at that position)

No	Horse	Plc	Mar	800 Posi	400 Posi	Time	3rd Qtr	4th Qt
5	GYPSY DRAGON	1	0.0m	0.0m (0)	0.0m (0)	2:52.50	29.00s	29.20s
4	GOTA GOOD WARHOL	2	1.3m	8.8m (0)	6.0m (1)	2:52.60	28.80s	28.86s
10	THOMSON BAY	3	21.4m	24.0m (1)	17.6m (2)	2:54.14	28.54s	29.48s
2	IMMACHULATE	4	21.6m	12.8m (0)	13.6m (1)	2:54.15	29.06s	29.78s
3	SHES A LUCKY PENNY	5	36.5m	17.0m (0)	18.4m (0)	2:55.30	29.10s	30.51s
6	BATAVIA STREAMLINE	6	44.8m	23.0m (0)	25.0m (0)	2:55.93	29.14s	30.64s
1	HALF KIDDING	7	49.2m	4.4m (0)	9.8m (0)	2:56.27	29.38s	32.06s
9	FIREFLY	8	50.7m	28.4m (1)	27.0m (1)	2:56.38	28.89s	30.92s
8	BATAVIA BLACKHOLE	9	54.2m	19.4m (1)	19.4m (1)	2:56.65	28.99s	31.73s
7	MADDY MADDY	10	174.9m	120.0m (0)	140.0m (0)	3:05.90	30.44s	31.73s

Finish Position and metres gained

First Arrow shows distance gain/loss from 2nd Qtr to 3rd Qtr, Second Arrow shows distance gain/loss from 3rd Qtr to Finish. Blue arrow indicates best gain in these quarters.



Albany Race 7 Distance 2265m

Friday, 23 February 2024



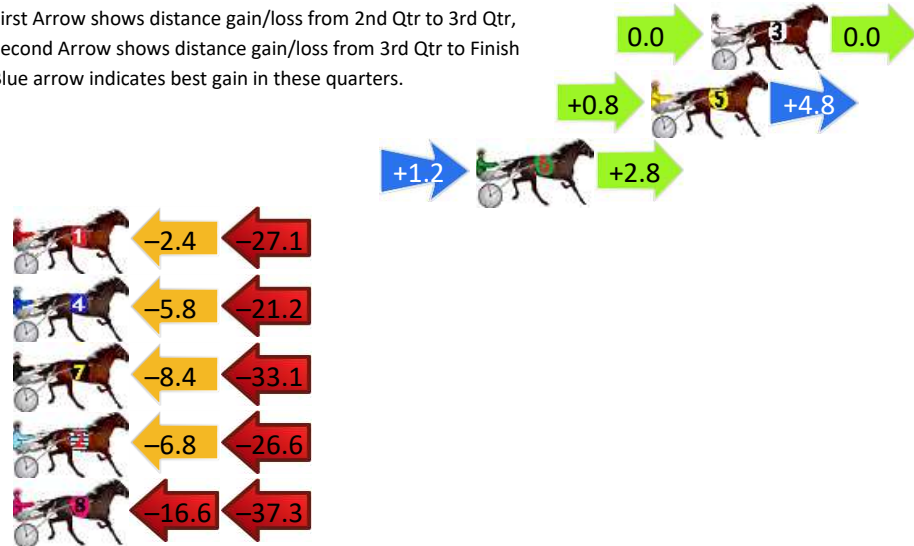
Gross Time: 2:50.60 MileRate: 2:01.20 LeadTime: 50.20s First Qtr: 32.00s Second Qtr: 29.50s Third Qtr: 28.90s Fourth Qtr: 30.00s

DATA TABLE: 800 / 400 Posi's are position from leader and (how wide the horse was at that position)

No	Horse	Plc	Mar	800 Posi	400 Posi	Time	3rd Qtr	4th Qt
3	BAY ROCK BOY	1	0.0m	0.0m (0)	0.0m (0)	2:50.60	28.90s	30.00s
5	DEL BOCAVISTA BAY	2	2.4m	8.0m (1)	7.2m (1)	2:50.79	28.85s	29.64s
6	ON THE BACK FOOT	3	9.4m	13.4m (1)	12.2m (1)	2:51.34	28.82s	29.79s
1	CODENAME ELLIOT	4	38.7m	9.2m (0)	11.6m (0)	2:53.64	29.04s	32.02s
4	LOWLANDS BEACH BOY	5	49.2m	22.2m (0)	28.0m (0)	2:54.47	29.30s	31.58s
7	DELORIS	6	55.7m	14.2m (0)	22.6m (0)	2:54.98	29.47s	32.47s
2	IM BOSS	7	57.4m	24.0m (1)	30.8m (1)	2:55.11	29.36s	31.98s
8	SMOOTH TRANSACTION	8	92.3m	38.4m (1)	55.0m (0)	2:57.85	30.06s	32.78s

Finish Position and metres gained

First Arrow shows distance gain/loss from 2nd Qtr to 3rd Qtr, Second Arrow shows distance gain/loss from 3rd Qtr to Finish Blue arrow indicates best gain in these quarters.



Albany Race 8 Distance 2265m

Friday, 23 February 2024

Gross Time: 2:52.00 MileRate: 2:02.20 LeadTime: 48.50s First Qtr: 32.20s Second Qtr: 31.70s Third Qtr: 30.00s Fourth Qtr: 29.60s

DATA TABLE: 800 / 400 Posi's are position from leader and (how wide the horse was at that position)

No	Horse	Plc	Mar	800 Posi	400 Posi	Time	3rd Qtr	4th Qt
1	PECUNIOUS	1	0.0m	0.0m (0)	0.0m (0)	2:52.00	30.00s	29.60s
4	CASSINI STAR	2	12.8m	4.2m (0)	2.6m (1)	2:52.99	29.89s	30.35s
2	LUCY HELEN	3	27.3m	9.2m (0)	9.2m (0)	2:54.12	30.01s	30.93s
8	ON GOLDEN ROAD	4	38.5m	15.6m (1)	9.2m (1)	2:54.99	29.54s	31.76s
9	VALENTINATHEBULLET	5	69.1m	29.0m (0)	35.0m (1)	2:57.36	30.46s	32.11s
10	BATAVIA NORTH	6	69.5m	22.8m (1)	28.0m (0)	2:57.39	30.41s	32.65s
5	CAPPY THE FIREY	7	73.6m	33.6m (0)	40.0m (1)	2:57.71	30.49s	32.07s
3	LIGHTSHOW	8	100.7m	15.4m (0)	36.0m (0)	2:59.81	31.56s	34.36s
7	ALTACHAERA	9	107.6m	39.6m (0)	65.0m (0)	3:00.35	31.90s	32.73s

Finish Position and metres gained

First Arrow shows distance gain/loss from 2nd Qtr to 3rd Qtr, Second Arrow shows distance gain/loss from 3rd Qtr to Finish Blue arrow indicates best gain in these quarters.

