

Albany Race 1 Distance 1832m

Saturday, 4 January 2025


Gross Time: 2:18.10 MileRate: 2:01.30 LeadTime: 15.10s First Qtr: 33.00s Second Qtr: 30.70s Third Qtr: 29.50s Fourth Qtr: 29.80s

DATA TABLE: 800 / 400 Posi's are position from leader and (how wide the horse was at that position)

No	Horse	Plc	Mar	800 Posi	400 Posi	Time	3rd Qtr	4th Qt
10	TEMPT THE STARS	1	0.0m	16.2m (2)	3.8m (2)	2:18.10	28.59s	29.52s
2	SHOAL BAY	2	5.8m	4.4m (1)	4.6m (1)	2:18.55	29.51s	29.89s
1	SUN AND SAND	3	7.0m	0.0m (0)	0.0m (0)	2:18.65	29.50s	30.32s
7	SUB MARINER	4	7.5m	4.0m (0)	4.0m (0)	2:18.69	29.50s	30.06s
6	DIAMOND DANCE	5	7.8m	0.2m (1)	0.4m (1)	2:18.71	29.51s	30.35s
8	GALEOCERDO CUVIER	6	11.5m	8.4m (0)	8.6m (0)	2:19.00	29.51s	30.01s
9	SAVE THIS DANCE	7	19.2m	12.4m (1)	12.8m (2)	2:19.60	29.53s	30.27s
3	UNEARTHED	8	19.8m	8.4m (1)	9.0m (1)	2:19.65	29.54s	30.60s
4	THERE AND THEN	9	25.3m	17.6m (0)	8.4m (2)	2:20.08	28.82s	31.05s
5	SPEED FORCE	10	29.9m	13.4m (0)	14.8m (0)	2:20.43	29.60s	30.92s

Finish Position and metres gained

First Arrow shows distance gain/loss from 2nd Qtr to 3rd Qtr, Second Arrow shows distance gain/loss from 3rd Qtr to Finish
Blue arrow indicates best gain in these quarters.



800

Visual positions in race at 2nd Quarter



400

Visual positions in race at 3rd Quarter



Albany Race 2 Distance 1832m

Saturday, 4 January 2025


Gross Time: 2:19.80 MileRate: 2:02.80 LeadTime: 14.80s First Qtr: 33.70s Second Qtr: 31.60s Third Qtr: 30.10s Fourth Qtr: 29.60s

DATA TABLE: 800 / 400 Posi's are position from leader and (how wide the horse was at that position)

No	Horse	Plc	Mar	800 Posi	400 Posi	Time	3rd Qtr	4th Qt
5	IM BOSS	1	0.0m	0.0m (0)	0.0m (0)	2:19.80	30.10s	29.60s
1	MARLEDIE	2	7.2m	4.2m (0)	4.0m (0)	2:20.36	30.09s	29.84s
7	CODENAME ELLIOT	3	10.8m	8.4m (0)	7.8m (0)	2:20.64	30.06s	29.82s
3	MY SWEET ADDICTION	4	11.2m	3.0m (1)	3.8m (1)	2:20.67	30.16s	30.14s
2	DAISY JONES	5	13.8m	7.2m (1)	8.6m (2)	2:20.87	30.21s	29.98s
9	NINETY MILE BEACH	6	14.4m	15.2m (2)	19.6m (1)	2:20.92	30.42s	29.22s
8	ESCAPEFROMREALITY	7	15.9m	11.4m (1)	11.0m (1)	2:21.03	30.07s	29.96s
4	BONNIE SWEETAPPLE	8	27.5m	12.6m (0)	18.4m (0)	2:21.93	30.54s	30.27s
6	SEASIDEJO	9	49.2m	10.4m (2)	15.6m (2)	2:23.62	30.51s	32.07s


Finish Position and metres gained

First Arrow shows distance gain/loss from 2nd Qtr to 3rd Qtr, Second Arrow shows distance gain/loss from 3rd Qtr to Finish
Blue arrow indicates best gain in these quarters.



800

Visual positions in race at 2nd Quarter



400

Visual positions in race at 3rd Quarter



Albany Race 3 Distance 2265m

Saturday, 4 January 2025

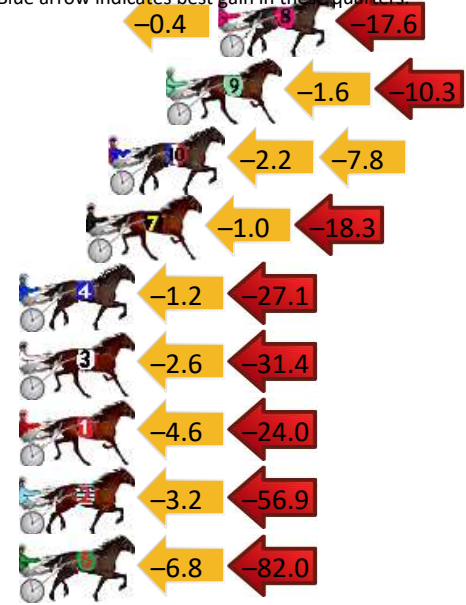
Gross Time: 2:47.80 MileRate: 1:59.20 LeadTime: 47.10s First Qtr: 31.70s Second Qtr: 31.00s Third Qtr: 29.50s Fourth Qtr: 28.50s

DATA TABLE: 800 / 400 Posi's are position from leader and (how wide the horse was at that position)

No	Horse	Plc	Mar	800 Posi	400 Posi	Time	3rd Qtr	4th Qt
5	PRINCESS KATIE	1	0.0m	0.0m (0)	0.0m (0)	2:47.80	29.50s	28.50s
8	THE BEACH MASTER	2	20.0m	2.0m (1)	2.4m (1)	2:49.30	29.55s	29.75s
9	SANFORD HARRY	3	22.1m	10.2m (1)	11.8m (1)	2:49.45	29.63s	29.23s
10	FUNKY MUSIC	4	24.4m	14.4m (1)	16.6m (1)	2:49.63	29.67s	29.05s
7	WELEASE WODDEWICK	5	25.3m	6.0m (1)	7.0m (1)	2:49.69	29.59s	29.80s
4	LIQUIDATOR	6	32.3m	4.0m (0)	5.2m (0)	2:50.22	29.62s	30.42s
3	EKARA NAVAJO	7	42.0m	8.0m (0)	10.6m (0)	2:50.94	29.73s	30.72s
1	ROCKNROLL SLOY	8	44.8m	16.2m (0)	20.8m (1)	2:51.15	29.86s	30.20s
2	ARMA WARRIOR	9	72.3m	12.2m (0)	15.4m (0)	2:53.21	29.80s	32.53s
6	HUMDINGER	10	109.2m	20.4m (0)	27.2m (1)	2:55.97	30.09s	34.31s

Finish Position and metres gained

First Arrow shows distance gain/loss from 2nd Qtr to 3rd Qtr, Second Arrow shows distance gain/loss from 3rd Qtr to Finish
Blue arrow indicates best gain in the 3 quarters



800

Visual positions in race at 2nd Quarter



400

Visual positions in race at 3rd Quarter



Sectional Analysis Software
Not just form | Free Trial



RISE Digital, Harness Racing Australia nor the provider accepts any responsibility for the completeness or accuracy of any of the information contained herein, and makes no representations about its suitability for any particular purpose. Users should make their own judgements about those matters and/or seek independent advice. You assume all risks associated with use of data provided on this page

www.facebook.com/PJHarnessRacing



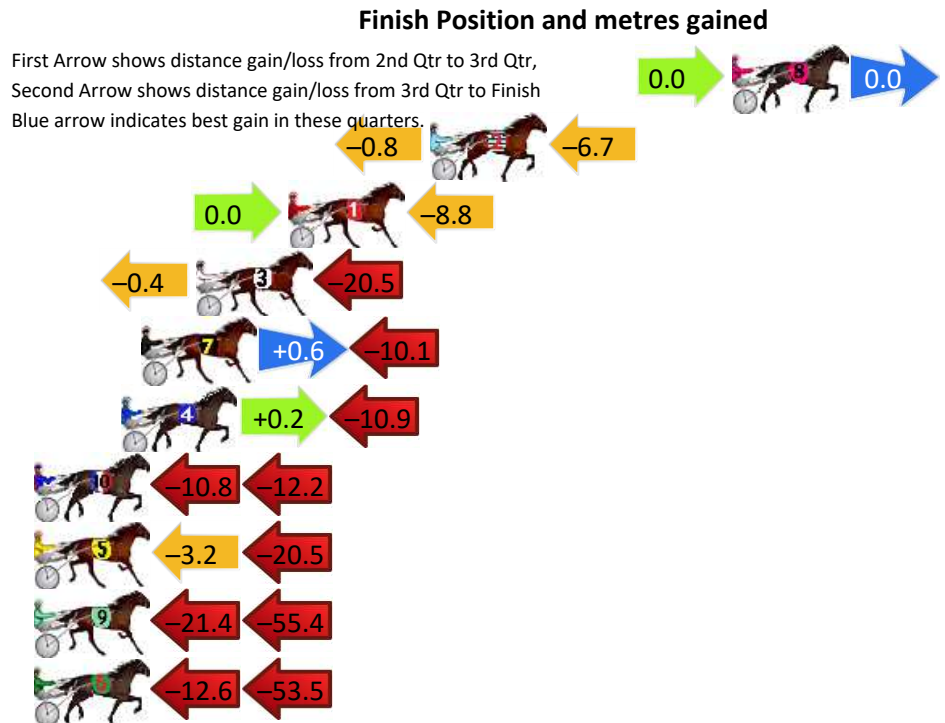
Albany Race 4 Distance 2265m

Saturday, 4 January 2025

Gross Time: 2:46.70 MileRate: 1:58.40 LeadTime: 48.50s First Qtr: 30.10s Second Qtr: 29.10s Third Qtr: 29.10s Fourth Qtr: 29.90s

DATA TABLE: 800 / 400 Posi's are position from leader and (how wide the horse was at that position)

No	Horse	Plc	Mar	800 Posi	400 Posi	Time	3rd Qtr	4th Qt
8	ILLAWONG MUSTANG	1	0.0m	0.0m (1)	0.0m (1)	2:46.70	29.10s	29.90s
2	AMERICAN MONARCH	2	12.1m	4.6m (0)	5.4m (1)	2:47.65	29.15s	30.40s
1	KEPTAIN COURAGEOUS	3	17.8m	9.0m (0)	9.0m (0)	2:48.09	29.09s	30.55s
3	BETTERTHAN SECRET	4	21.5m	0.6m (0)	1.0m (0)	2:48.38	29.11s	31.42s
7	GOTA GOOD WARHOL	5	23.7m	14.2m (0)	13.6m (0)	2:48.56	29.05s	30.65s
4	LETS ROCK TONIGHT	6	24.5m	13.8m (2)	13.6m (1)	2:48.62	29.07s	30.71s
10	RECOVER LOVER	7	34.6m	11.6m (1)	22.4m (2)	2:49.41	29.88s	30.81s
5	SHES A MARE	8	39.5m	15.8m (1)	19.0m (1)	2:49.79	29.31s	31.42s
9	DEEORSE	9	84.4m	7.6m (1)	29.0m (0)	2:53.31	30.61s	34.02s
6	GYPSY DRAGON	10	84.7m	18.6m (0)	31.2m (1)	2:53.33	29.97s	33.88s



Albany Race 5 Distance 2265m

Saturday, 4 January 2025

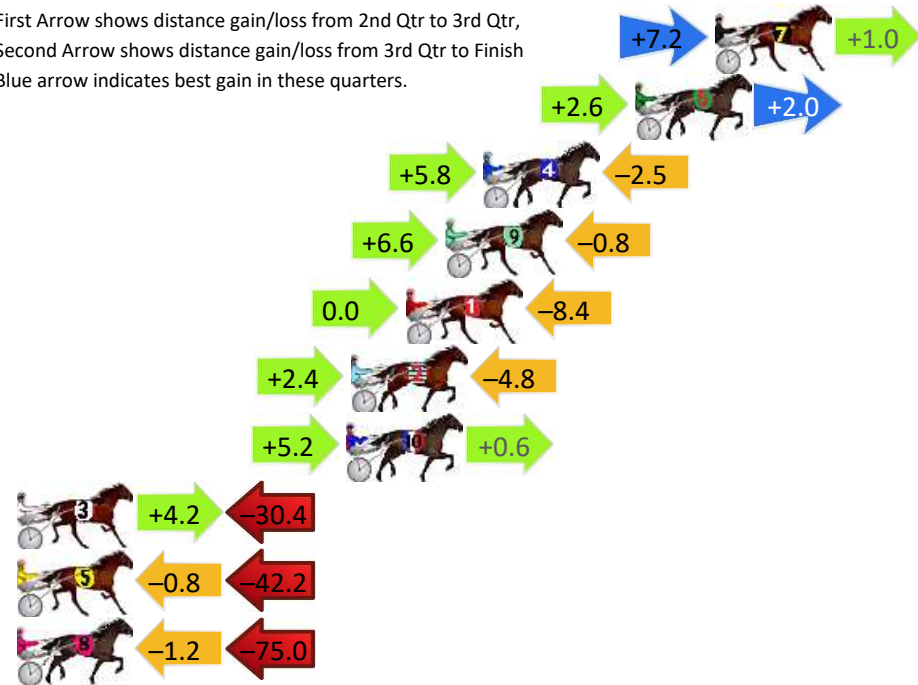
Gross Time: 2:47.60 MileRate: 1:59.10 LeadTime: 47.20s First Qtr: 31.10s Second Qtr: 29.80s Third Qtr: 30.30s Fourth Qtr: 29.20s

DATA TABLE: 800 / 400 Posi's are position from leader and (how wide the horse was at that position)

No	Horse	Plc	Mar	800 Posi	400 Posi	Time	3rd Qtr	4th Qt
7	MACHLANI	1	0.0m	8.2m (1)	1.0m (2)	2:47.60	29.77s	29.13s
6	KOOLBARDI NAVAJO	2	3.2m	7.8m (0)	5.2m (2)	2:47.85	30.10s	29.05s
4	BEYOND BLING	3	9.3m	12.6m (1)	6.8m (3)	2:48.31	29.87s	29.38s
9	DEL BOCAVISTA BAY	4	10.8m	16.6m (1)	10.0m (1)	2:48.43	29.81s	29.26s
1	TUBBS FARQUHAR	5	12.4m	4.0m (0)	4.0m (1)	2:48.55	30.31s	29.81s
2	EYE BETTER	6	14.6m	12.2m (0)	9.8m (0)	2:48.72	30.13s	29.55s
10	SPRING LINE	7	14.8m	20.6m (1)	15.4m (1)	2:48.73	29.91s	29.16s
3	JOHNNY LOMBO	8	30.4m	4.2m (1)	0.0m (1)	2:49.93	30.03s	31.41s
5	VINTAGE BLU	9	43.0m	0.0m (0)	0.8m (0)	2:50.89	30.42s	32.26s
8	BEACH CAPTAIN	10	93.4m	17.2m (0)	18.4m (0)	2:54.75	30.49s	34.64s

Finish Position and metres gained

First Arrow shows distance gain/loss from 2nd Qtr to 3rd Qtr, Second Arrow shows distance gain/loss from 3rd Qtr to Finish
Blue arrow indicates best gain in these quarters.



800

Visual positions in race at 2nd Quarter



400

Visual positions in race at 3rd Quarter



Albany Race 6 Distance 2265m

Saturday, 4 January 2025


Gross Time: 2:51.50 MileRate: 2:01.90 LeadTime: 49.40s First Qtr: 32.50s Second Qtr: 30.80s Third Qtr: 28.80s Fourth Qtr: 30.00s

DATA TABLE: 800 / 400 Posi's are position from leader and (how wide the horse was at that position)

NoHorse	Plc	Mar	800 Posi	400 Posi	Time	3rd Qtr	4th Qt
9 KOLISI	1	0.0m	1.4m (1)	0.0m (1)	2:51.50	28.70s	30.00s
7 CAPTAINS BEACHBABE	2	2.5m	3.0m (2)	0.2m (2)	2:51.70	28.59s	30.17s
6 HIGHLY FLAMMABLE	3	2.5m	5.4m (1)	4.2m (1)	2:51.70	28.71s	29.87s
5 SANFORD BART	4	7.0m	7.2m (2)	4.4m (2)	2:52.05	28.59s	30.19s
2 STEP IT UP	5	9.5m	4.0m (0)	7.2m (0)	2:52.25	29.03s	30.17s
8 CRACKA TINNY	6	11.2m	8.0m (0)	11.4m (0)	2:52.38	29.05s	29.99s
3 SECOND AMENDMENT	7	14.0m	9.8m (1)	8.6m (1)	2:52.60	28.70s	30.40s
1 ALEXANDRA THEGREAT	8	21.2m	0.0m (0)	3.0m (0)	2:53.17	28.99s	31.36s
10 BATAVIA STREAMLINE	9	23.2m	12.0m (0)	15.4m (0)	2:53.32	29.04s	30.58s
4 SPORTS CENTRAL	10	24.8m	15.0m (1)	16.0m (1)	2:53.45	28.86s	30.66s

Finish Position and metres gained

First Arrow shows distance gain/loss from 2nd Qtr to 3rd Qtr, Second Arrow shows distance gain/loss from 3rd Qtr to Finish Blue arrow indicates best gain in these quarters.



800

Visual positions in race at 2nd Quarter



400

Visual positions in race at 3rd Quarter



Albany Race 7 Distance 1832m

Saturday, 4 January 2025



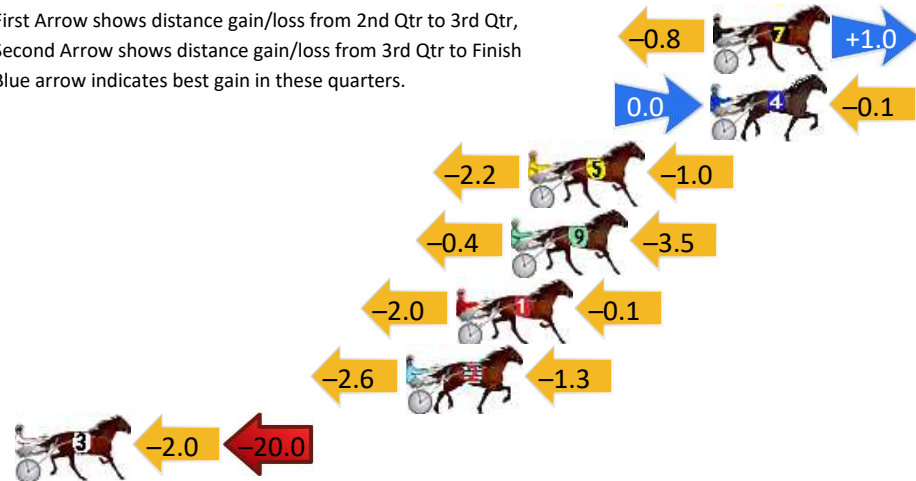
Gross Time: 2:20.20 MileRate: 2:03.10 LeadTime: 14.80s First Qtr: 32.80s Second Qtr: 32.30s Third Qtr: 30.70s Fourth Qtr: 29.60s

DATA TABLE: 800 / 400 Posi's are position from leader and (how wide the horse was at that position)

No	Horse	Plc	Mar	800 Posi	400 Posi	Time	3rd Qtr	4th Qt
7	BONNIE PAULINE	1	0.0m	0.2m (1)	1.0m (1)	2:20.20	30.76s	29.53s
4	AMELIA ROCKS	2	0.1m	0.0m (0)	0.0m (0)	2:20.21	30.70s	29.61s
5	JUST A PET	3	7.4m	4.2m (1)	6.4m (1)	2:20.77	30.87s	29.67s
9	INFRINGEMENTNOTICE	4	8.1m	4.2m (0)	4.6m (0)	2:20.83	30.73s	29.86s
1	MUMMAS LITTLE STAR	5	10.3m	8.2m (0)	10.2m (0)	2:21.00	30.85s	29.61s
2	ANYLOVEISGOODLOVE	6	12.3m	8.4m (1)	11.0m (1)	2:21.15	30.90s	29.70s
3	BATAVIA JANE	7	34.6m	12.6m (1)	14.6m (0)	2:22.88	30.88s	31.07s

Finish Position and metres gained

First Arrow shows distance gain/loss from 2nd Qtr to 3rd Qtr, Second Arrow shows distance gain/loss from 3rd Qtr to Finish Blue arrow indicates best gain in these quarters.



Visual positions in race at 2nd Quarter

Visual positions in race at 3rd Quarter



Albany Race 8 Distance 2265m

Saturday, 4 January 2025


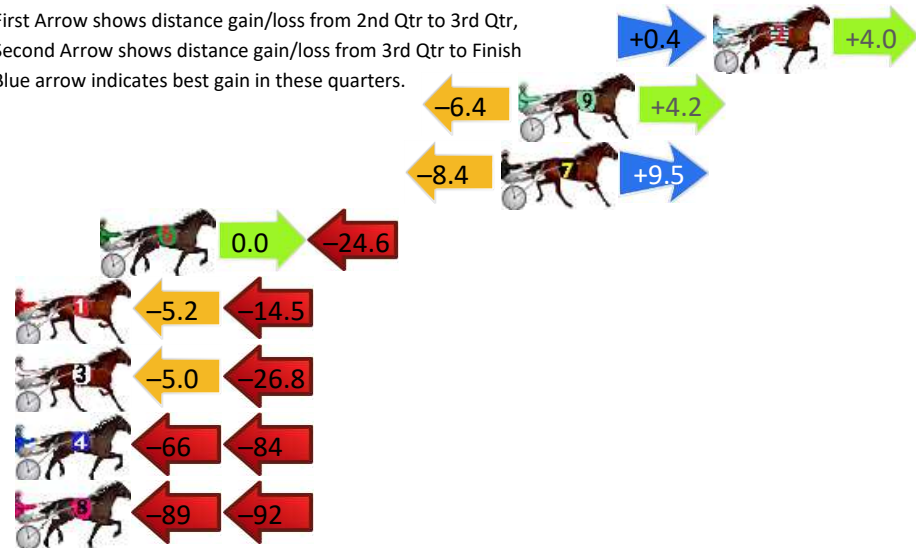
Gross Time: 2:54.10 MileRate: 2:03.70 LeadTime: 48.50s First Qtr: 31.90s Second Qtr: 30.70s Third Qtr: 31.10s Fourth Qtr: 31.90s

DATA TABLE: 800 / 400 Posi's are position from leader and (how wide the horse was at that position)

No	Horse	Plc	Mar	800 Posi	400 Posi	Time	3rd Qtr	4th Qt
2	BLIND EDITION	1	0.0m	4.4m (0)	4.0m (0)	2:54.10	31.07s	31.58s
9	GRIN DESTINY	2	7.8m	5.6m (1)	12.0m (1)	2:54.75	31.61s	31.57s
7	IDONTWANABEAPIR ATE	3	8.5m	9.6m (1)	18.0m (1)	2:54.81	31.77s	31.15s
6	LOWLANDS BEACH BOY	4	24.6m	0.0m (0)	0.0m (0)	2:56.15	31.08s	33.85s
1	ON GOLDEN ROAD	5	39.3m	19.6m (0)	24.8m (0)	2:57.37	31.49s	33.05s
3	BETTORPAYUP	6	41.4m	9.6m (0)	14.6m (0)	2:57.55	31.46s	34.03s
4	SMOOTH TRANSACTION	7	163.3m	14.6m (0)	80.0m (0)	3:07.70	36.14s	38.51s
8	NAVAJO DARDI	8	181.5m	1.6m (1)	90.0m (0)	3:09.22	37.93s	39.16s

Finish Position and metres gained

First Arrow shows distance gain/loss from 2nd Qtr to 3rd Qtr,
Second Arrow shows distance gain/loss from 3rd Qtr to Finish
Blue arrow indicates best gain in these quarters.



8
0
0

Visual positions in race at 2nd Quarter



4
0
0

Visual positions in race at 3rd Quarter

