

**Race No. 1 Distance 1720m**


| Plc | No | Horse            | Margin | Time    | Lead Time | Last Mile | Last 800m | Last 400m |
|-----|----|------------------|--------|---------|-----------|-----------|-----------|-----------|
| 1   | 2  | CHANGE GEAR      | 0      | 2:01.10 | 7.28s     | 1:53.82   | 56.00s    | 27.41s    |
| 2   | 3  | STAR OF DIONYSIS | 6.2    | 2:01.53 | 7.10s     | 1:54.43   | 56.74s    | 28.13s    |
| 3   | 8  | GOTTA GO HENRY   | 10.3   | 2:01.81 | 7.57s     | 1:54.24   | 56.43s    | 27.80s    |
| 4   | 9  | BEACH BOY ADIOS  | 16.4   | 2:02.24 | 7.66s     | 1:54.57   | 56.16s    | 28.54s    |
| 5   | 11 | DESDON MURRUFFY  | 17.2   | 2:02.29 | 7.87s     | 1:54.42   | 57.23s    | 28.54s    |
| 6   | 6  | ALDEBARAN MACHA  | 22.5   | 2:02.66 | 7.34s     | 1:55.32   | 57.29s    | 28.59s    |
| 7   | 7  | GIVEMEASPELL     | 23     | 2:02.69 | 8.20s     | 1:54.49   | 56.83s    | 28.17s    |
| 8   | 5  | SOHO MONZA       | 23.7   | 2:02.74 | 7.70s     | 1:55.04   | 56.00s    | 28.19s    |
| 9   | 4  | SHAKTI BROMAC    | 35.4   | 2:03.55 | 7.34s     | 1:56.21   | 57.83s    | 28.85s    |
| 10  | 10 | FIERY ACHIEVER   | 36     | 2:03.59 | 7.93s     | 1:55.66   | 57.21s    | 29.40s    |

**Race No. 2 Distance 1720m**

| Plc | No | Horse              | Margin | Time    | Lead Time | Last Mile | Last 800m | Last 400m |
|-----|----|--------------------|--------|---------|-----------|-----------|-----------|-----------|
| 1   | 2  | ILLCRYIFHEWINDS    | 0      | 2:06.60 | 7.60s     | 1:59.00   | 57.00s    | 28.40s    |
| 2   | 4  | DESERT FLYER       | 0.4    | 2:06.63 | 7.86s     | 1:58.77   | 56.69s    | 28.09s    |
| 3   | 6  | SAVE OUR PENNYS    | 5.5    | 2:06.99 | 8.15s     | 1:58.84   | 56.95s    | 28.58s    |
| 4   | 10 | KIMMYWHO           | 6.6    | 2:07.07 | 8.74s     | 1:58.33   | 56.80s    | 28.20s    |
| 5   | 11 | ANNIES LIFE        | 9.8    | 2:07.30 | 9.02s     | 1:58.27   | 56.36s    | 28.05s    |
| 6   | 9  | COLUMBIAS DEEJAY   | 13.4   | 2:07.55 | 8.56s     | 1:58.99   | 56.91s    | 28.67s    |
| 7   | 3  | ZHENYA             | 15.3   | 2:07.69 | 8.20s     | 1:59.48   | 57.28s    | 28.93s    |
| 8   | 8  | KYVALLEY BOOMERANG | 17.6   | 2:07.85 | 8.54s     | 1:59.30   | 57.13s    | 28.81s    |
| 9   | 1  | HIGH GAIT          | 19.6   | 2:07.99 | 8.72s     | 1:59.27   | 56.99s    | 28.49s    |
| 10  | 5  | GLENFERRIE BELLE   | 20.4   | 2:08.05 | 8.56s     | 1:59.49   | 57.44s    | 28.56s    |

**Race No. 3 Distance 1720m**

| Plc | No | Horse              | Margin | Time    | Lead Time | Last Mile | Last 800m | Last 400m |
|-----|----|--------------------|--------|---------|-----------|-----------|-----------|-----------|
| 1   | 11 | PARISIAN ROCKSTAR  | 0      | 2:03.10 | 7.84s     | 1:55.26   | 57.47s    | 29.13s    |
| 2   | 4  | ERICO              | 0.2    | 2:03.11 | 7.45s     | 1:55.67   | 56.78s    | 28.75s    |
| 3   | 5  | DEAREST            | 3.2    | 2:03.33 | 7.98s     | 1:55.36   | 56.69s    | 28.63s    |
| 4   | 3  | SEASIDE BEAUTY     | 7.2    | 2:03.63 | 7.21s     | 1:56.41   | 58.12s    | 29.73s    |
| 5   | 8  | WALTZINGWITHSIERRA | 8.4    | 2:03.71 | 7.95s     | 1:55.76   | 57.15s    | 29.04s    |
| 6   | 1  | IN THE MOMENT      | 9.4    | 2:03.79 | 7.67s     | 1:56.12   | 57.59s    | 29.07s    |
| 7   | 7  | STYLISH ICON       | 10.7   | 2:03.88 | 8.21s     | 1:55.67   | 56.90s    | 28.77s    |
| 8   | 6  | DIAMOND ROCK       | 13.6   | 2:04.09 | 7.42s     | 1:56.67   | 58.13s    | 29.68s    |
| 9   | 2  | BE NOT AFRAID      | 14.9   | 2:04.19 | 7.20s     | 1:56.99   | 58.37s    | 29.92s    |
| 10  | 9  | VUITTON            | 21.5   | 2:04.67 | 8.22s     | 1:56.44   | 57.75s    | 29.32s    |



Harness Racing Victoria nor the provider accepts any responsibility for the completeness or accuracy of any of the information contained herein, and makes no representations about its suitability for any particular purpose. Users should make their own judgements about those matters and/or seek independent advice. You assume all risks associated with use of the data provided on this page.

**Race No. 4 Distance 1200m**


| Plc | No | Horse              | Margin | Time    | Lead Time | Last Mile | Last 800m | Last 400m |
|-----|----|--------------------|--------|---------|-----------|-----------|-----------|-----------|
| 1   | 6  | MAXIMAN            | 0      | 1:23.50 |           | 1:23.12   | 55.43s    | 26.51s    |
| 2   | 5  | TEE CEE BEE MACRAY | 0.2    | 1:23.51 |           | 1:22.65   | 54.75s    | 26.24s    |
| 3   | 4  | BAD BOY BRAD       | 2.1    | 1:23.64 |           | 1:23.01   | 55.21s    | 26.39s    |
| 4   | 1  | FOLLOWTHEWIND      | 10.1   | 1:24.18 |           | 1:23.97   | 56.38s    | 27.38s    |
| 5   | 2  | DIAMOND ACE        | 13.2   | 1:24.39 |           | 1:24.39   | 56.92s    | 27.89s    |
| 6   | 3  | LOVE INA CHEVY     | 20     | 1:24.85 |           | 1:24.67   | 57.12s    | 28.13s    |

**Race No. 5 Distance 2240m**

| Plc | No | Horse              | Margin | Time    | Lead Time | Last Mile | Last 800m | Last 400m |
|-----|----|--------------------|--------|---------|-----------|-----------|-----------|-----------|
| 1   | 2  | FOUR EX DAN        | 0      | 2:39.60 | 45.10s    | 1:54.50   | 57.20s    | 28.50s    |
| 2   | 1  | VILLAGE SAFARI     | 4.5    | 2:39.92 | 45.44s    | 1:54.48   | 57.21s    | 28.51s    |
| 3   | 13 | MENIN GATE         | 5.2    | 2:39.97 | 45.61s    | 1:54.36   | 57.46s    | 28.74s    |
| 4   | 8  | PHIL MONTY         | 5.4    | 2:39.98 | 45.76s    | 1:54.23   | 56.96s    | 28.26s    |
| 5   | 6  | HU HU R U          | 9.4    | 2:40.27 | 45.29s    | 1:54.98   | 57.36s    | 28.73s    |
| 6   | 7  | JIVIN CULLEN       | 9.8    | 2:40.30 | 46.07s    | 1:54.23   | 56.97s    | 28.37s    |
| 7   | 4  | DAYLIGHT DAN       | 10.4   | 2:40.34 | 46.16s    | 1:54.18   | 56.61s    | 28.03s    |
| 8   | 10 | TRISON             | 27.3   | 2:41.55 | 46.67s    | 1:54.87   | 57.35s    | 29.03s    |
| 9   | 3  | CHARLIE MACHSHEEN  | 32     | 2:41.88 | 45.84s    | 1:56.04   | 58.29s    | 29.71s    |
| 10  | 5  | JULIETTE BROMAC    | 36.3   | 2:42.19 | 45.53s    | 1:56.66   | 58.98s    | 30.36s    |
| 11  | 9  | BURNAHOLEINMYPOCKE | 82.1   | 2:45.45 | 48.10s    | 1:57.35   | 59.50s    | 30.07s    |

**Race No. 6 Distance 2240m**

| Plc | No | Horse              | Margin | Time    | Lead Time | Last Mile | Last 800m | Last 400m |
|-----|----|--------------------|--------|---------|-----------|-----------|-----------|-----------|
| 1   | 3  | SKY PETITE         | 0      | 2:44.70 | 46.40s    | 1:58.30   | 56.80s    | 28.30s    |
| 2   | 2  | OUR DREAMLOVER     | 2.7    | 2:44.89 | 46.75s    | 1:58.14   | 56.69s    | 28.18s    |
| 3   | 4  | RED HOT TOOTH      | 6.5    | 2:45.16 | 47.02s    | 1:58.14   | 56.30s    | 28.26s    |
| 4   | 12 | VINCENNES          | 10.1   | 2:45.41 | 47.66s    | 1:57.75   | 56.24s    | 28.19s    |
| 5   | 7  | GLENFERRIE BURN    | 10.6   | 2:45.45 | 47.90s    | 1:57.55   | 56.59s    | 28.05s    |
| 6   | 13 | VICS CHEVAL        | 11.9   | 2:45.54 | 47.44s    | 1:58.10   | 57.01s    | 28.48s    |
| 7   | 11 | BLUE SKY COMMANDER | 14     | 2:45.69 | 48.31s    | 1:57.38   | 56.15s    | 27.95s    |
| 8   | 10 | SAVANNAH JAY JAY   | 29.4   | 2:46.78 | 47.36s    | 1:59.42   | 57.77s    | 29.15s    |
| 9   | 6  | MAORISFAVOURITESUN | 33.4   | 2:47.06 | 47.99s    | 1:59.07   | 57.60s    | 29.42s    |
| 10  | 9  | PRINCE FEARLESS    | 37.1   | 2:47.32 | 47.74s    | 1:59.59   | 59.15s    | 30.43s    |
| 11  | 5  | VAL GARDENA        | 57     | 2:48.73 | 46.93s    | 2:01.80   | 60.17s    | 31.41s    |



Harness Racing Victoria nor the provider accepts any responsibility for the completeness or accuracy of any of the information contained herein, and makes no representations about its suitability for any particular purpose. Users should make their own judgements about those matters and/or seek independent advice. You assume all risks associated with use of the data provided on this page.

**Race No. 7 Distance 1720m**


| Plc | No | Horse          | Margin | Time    | Lead Time | Last Mile | Last 800m | Last 400m |
|-----|----|----------------|--------|---------|-----------|-----------|-----------|-----------|
| 1   | 3  | THE CULTURE    | 0      | 2:03.30 | 6.92s     | 1:56.38   | 56.50s    | 28.00s    |
| 2   | 1  | MAR NIEN       | 0.5    | 2:03.34 | 7.14s     | 1:56.20   | 56.21s    | 27.71s    |
| 3   | 8  | DEPENDLEBURY   | 6.1    | 2:03.73 | 7.56s     | 1:56.17   | 56.31s    | 27.73s    |
| 4   | 4  | YERRINGTON BOB | 6.6    | 2:03.76 | 7.91s     | 1:55.85   | 56.36s    | 28.00s    |
| 5   | 10 | WARMINSTER     | 7.3    | 2:03.81 | 7.75s     | 1:56.07   | 56.10s    | 27.71s    |
| 6   | 2  | WITZEND        | 7.4    | 2:03.82 | 7.37s     | 1:56.45   | 56.03s    | 27.41s    |
| 7   | 7  | LANISTA        | 7.8    | 2:03.85 | 7.15s     | 1:56.70   | 57.01s    | 28.41s    |
| 8   | 6  | MACHTWISTER    | 8.7    | 2:03.91 | 6.90s     | 1:57.01   | 56.75s    | 28.16s    |
| 9   | 5  | CLAMOROUS      | 11.4   | 2:04.10 | 7.12s     | 1:56.97   | 56.63s    | 27.99s    |
| 10  | 11 | RINGTRIPLEOWE  | 11.7   | 2:04.12 | 7.99s     | 1:56.12   | 56.41s    | 27.81s    |

**Race No. 8 Distance 2240m**

| Plc | No | Horse            | Margin | Time    | Lead Time | Last Mile | Last 800m | Last 400m |
|-----|----|------------------|--------|---------|-----------|-----------|-----------|-----------|
| 1   | 7  | EMAIN MACHA      | 0      | 2:41.90 | 46.00s    | 1:55.90   | 55.92s    | 27.88s    |
| 2   | 2  | ROCKNROLL ICON   | 4.3    | 2:42.20 | 45.44s    | 1:56.76   | 57.00s    | 28.50s    |
| 3   | 6  | ALBAROCK         | 8.3    | 2:42.49 | 46.55s    | 1:55.94   | 56.34s    | 27.84s    |
| 4   | 4  | WRAPPERS DELIGHT | 13.7   | 2:42.87 | 46.69s    | 1:56.17   | 56.08s    | 28.24s    |
| 5   | 5  | ROCKNROLL EYES   | 16.6   | 2:43.07 | 47.04s    | 1:56.03   | 56.01s    | 28.06s    |
| 6   | 3  | SOMEBEACHSHADOW  | 30.4   | 2:44.04 | 46.36s    | 1:57.68   | 57.76s    | 29.71s    |
| 7   | 1  | MISTERFREEZE     | 49.9   | 2:45.42 | 45.30s    | 2:00.12   | 59.73s    | 31.11s    |

**Race No. 9 Distance 2240m**

| Plc | No | Horse             | Margin | Time    | Lead Time | Last Mile | Last 800m | Last 400m |
|-----|----|-------------------|--------|---------|-----------|-----------|-----------|-----------|
| 1   | 9  | FIREGLOW          | 0      | 2:48.50 | 49.73s    | 1:58.77   | 57.09s    | 27.80s    |
| 2   | 5  | MOST HAPPY CULLEN | 0.5    | 2:48.53 | 48.73s    | 1:59.80   | 56.82s    | 27.53s    |
| 3   | 2  | SEIZE POWER       | 0.8    | 2:48.56 | 48.50s    | 2:00.06   | 57.26s    | 27.86s    |
| 4   | 1  | OUR SKINNY MAREE  | 4.6    | 2:48.82 | 48.85s    | 1:59.97   | 57.20s    | 27.76s    |
| 5   | 13 | ROCKING           | 7.1    | 2:48.99 | 49.58s    | 1:59.42   | 56.72s    | 27.33s    |
| 6   | 6  | MILLWOOD BRANDY   | 7.8    | 2:49.04 | 49.05s    | 1:59.99   | 57.06s    | 27.72s    |
| 7   | 8  | SHEEZAWINGATE     | 9.1    | 2:49.13 | 49.24s    | 1:59.89   | 57.21s    | 27.75s    |
| 8   | 7  | SURREAL DREAMER   | 12.7   | 2:49.38 | 49.93s    | 1:59.45   | 56.79s    | 27.71s    |
| 9   | 4  | JACCKA WILCO      | 17.3   | 2:49.70 | 49.05s    | 2:00.65   | 57.78s    | 28.93s    |
| 10  | 11 | IN A ROSE TATTOO  | 18.8   | 2:49.81 | 50.10s    | 1:59.71   | 57.04s    | 28.24s    |
| 11  | 12 | DESERT SAFARI     | 24.4   | 2:50.20 | 50.59s    | 1:59.61   | 57.81s    | 28.90s    |
| 12  | 3  | MACDAWN           | 27     | 2:50.38 | 49.38s    | 2:01.00   | 58.14s    | 29.18s    |



Harness Racing Victoria nor the provider accepts any responsibility for the completeness or accuracy of any of the information contained herein, and makes no representations about its suitability for any particular purpose. Users should make their own judgements about those matters and/or seek independent advice. You assume all risks associated with use of the data provided on this page.