

**Race No. 1 Distance 1710m**


| Plc | No | Horse              | Margin | Time    | Lead Time | Last Mile | Last 800m | Last 400m |
|-----|----|--------------------|--------|---------|-----------|-----------|-----------|-----------|
| 1   | 5  | IDLE TIMES         | 0      | 2:05.20 | 7.00s     | 1:58.20   | 55.71s    | 27.95s    |
| 2   | 1  | THE RUSTY BUCKET   | 2.2    | 2:05.36 | 6.80s     | 1:58.56   | 56.56s    | 28.86s    |
| 3   | 3  | MAJESTIC CRUISER   | 2.4    | 2:05.37 | 7.61s     | 1:57.76   | 55.55s    | 27.77s    |
| 4   | 6  | THATS PERFECT      | 3.4    | 2:05.44 | 6.80s     | 1:58.64   | 56.26s    | 28.69s    |
| 5   | 8  | KELSRCKNDOWNUNDE   | 4.5    | 2:05.52 | 7.35s     | 1:58.17   | 56.36s    | 28.61s    |
| 6   | 2  | TORQUE TOTHE STARZ | 9.5    | 2:05.88 | 7.26s     | 1:58.62   | 56.35s    | 28.31s    |
| 7   | 7  | OUR SUMMER BAY     | 14.8   | 2:06.26 | 7.63s     | 1:58.63   | 56.08s    | 28.13s    |
| 8   | 4  | SELFRIGHTEOUSBOUY  | 78.6   | 2:10.84 | 8.05s     | 2:02.79   | 60.07s    | 31.76s    |

**Race No. 2 Distance 2200m**

| Plc | No | Horse              | Margin | Time    | Lead Time | Last Mile | Last 800m | Last 400m |
|-----|----|--------------------|--------|---------|-----------|-----------|-----------|-----------|
| 1   | 1  | SOLID AS A ROCK    | 0      | 2:43.10 | 43.60s    | 1:59.50   | 56.10s    | 27.70s    |
| 2   | 5  | MISTERFREEZE       | 3      | 2:43.31 | 44.03s    | 1:59.28   | 56.00s    | 27.78s    |
| 3   | 6  | JILLIBY CHEVY      | 5.8    | 2:43.50 | 44.69s    | 1:58.81   | 55.61s    | 27.45s    |
| 4   | 7  | CANADA BAY         | 15.2   | 2:44.15 | 45.02s    | 1:59.14   | 56.53s    | 27.96s    |
| 5   | 3  | MYGIRL ROCKS LOMBO | 18.7   | 2:44.39 | 44.34s    | 2:00.06   | 56.81s    | 28.40s    |
| 6   | 2  | AMINAH             | 19.6   | 2:44.46 | 43.98s    | 2:00.47   | 57.15s    | 28.63s    |

**Race No. 3 Distance 2200m**

| Plc | No | Horse             | Margin | Time    | Lead Time | Last Mile | Last 800m | Last 400m |
|-----|----|-------------------|--------|---------|-----------|-----------|-----------|-----------|
| 1   | 5  | GRINYDONTCHA      | 0      | 2:42.90 | 43.33s    | 1:59.57   | 57.89s    | 29.18s    |
| 2   | 10 | PAY RISE          | 0.4    | 2:42.93 | 45.39s    | 1:57.54   | 58.00s    | 29.54s    |
| 3   | 11 | MAJOR MOSBY       | 3.7    | 2:43.17 | 45.76s    | 1:57.41   | 56.66s    | 28.98s    |
| 4   | 7  | SANTANNA BREEZE   | 7.8    | 2:43.48 | 45.20s    | 1:58.28   | 57.36s    | 28.68s    |
| 5   | 4  | A SWEET SUCCESS   | 8.4    | 2:43.52 | 43.00s    | 2:00.52   | 58.81s    | 30.32s    |
| 6   | 9  | ARLINGTON SHARK   | 12.7   | 2:43.84 | 44.72s    | 1:59.13   | 57.65s    | 29.62s    |
| 7   | 3  | WANDIN STAR       | 13.9   | 2:43.93 | 43.67s    | 2:00.26   | 58.66s    | 30.05s    |
| 8   | 2  | LADY SANCHEZ      | 46.7   | 2:46.37 | 44.66s    | 2:01.71   | 60.58s    | 31.76s    |
| 9   | 8  | THE RIGHTEOUS ONE | 50.3   | 2:46.63 | 44.15s    | 2:02.49   | 60.70s    | 31.76s    |
| 10  | 1  | CAESARSERENE      | 52.6   | 2:46.81 | 43.25s    | 2:03.56   | 61.79s    | 32.71s    |
| 11  | 6  | DARK ALY          | 219.7  | 2:59.21 | 46.33s    | 2:12.88   | 71.91s    | 42.89s    |




Harness Racing Victoria nor the provider accepts any responsibility for the completeness or accuracy of any of the information contained herein, and makes no representations about its suitability for any particular purpose. Users should make their own judgements about those matters and/or seek independent advice. You assume all risks associated with use of the data provided on this page.

**Race No. 4 Distance 1710m**

| Plc | No | Horse           | Margin | Time    | Lead Time | Last Mile | Last 800m | Last 400m |
|-----|----|-----------------|--------|---------|-----------|-----------|-----------|-----------|
| 1   | 10 | SIR MACS MAN    | 0      | 2:04.20 | 7.94s     | 1:56.26   | 56.05s    | 27.80s    |
| 2   | 3  | POLAR OPPOSITE  | 1.5    | 2:04.31 | 7.33s     | 1:56.97   | 56.85s    | 27.91s    |
| 3   | 4  | TWOFORSIXTY     | 5.1    | 2:04.56 | 7.49s     | 1:57.07   | 56.78s    | 27.83s    |
| 4   | 8  | MILADY DENVER   | 5.6    | 2:04.59 | 7.47s     | 1:57.12   | 56.71s    | 27.55s    |
| 5   | 1  | CHIRPY CHUCKLES | 6.6    | 2:04.66 | 7.11s     | 1:57.55   | 57.14s    | 27.92s    |
| 6   | 7  | REGAL MAJOR     | 18.2   | 2:05.48 | 7.47s     | 1:58.01   | 58.36s    | 29.38s    |
| 7   | 9  | SIR KAPITAR     | 18.6   | 2:05.51 | 7.75s     | 1:57.76   | 57.31s    | 28.09s    |
| 8   | 5  | SCARRED         | 36.3   | 2:06.75 | 7.64s     | 1:59.11   | 58.32s    | 29.68s    |
| 9   | 2  | LYNDEN ABBEY    | 58.9   | 2:08.34 | 7.00s     | 2:01.34   | 61.19s    | 31.86s    |
| 10  | 6  | SHEZASEVEN      | 71.8   | 2:09.24 | 7.47s     | 2:01.77   | 62.44s    | 33.07s    |

**Race No. 5 Distance 2200m**

| Plc | No | Horse            | Margin | Time    | Lead Time | Last Mile | Last 800m | Last 400m |
|-----|----|------------------|--------|---------|-----------|-----------|-----------|-----------|
| 1   | 5  | ILLAWONG PATRICK | 0      | 2:53.00 | 50.40s    | 2:02.60   | 57.90s    | 28.50s    |
| 2   | 4  | RIFT VALLEY      | 0.1    | 2:53.01 | 51.00s    | 2:02.01   | 57.65s    | 28.51s    |
| 3   | 8  | DORA PEPPERELL   | 7.6    | 2:53.54 | 51.34s    | 2:02.20   | 57.90s    | 28.66s    |
| 4   | 1  | HAPPY HOMBRE     | 12.5   | 2:53.89 | 50.79s    | 2:03.10   | 58.49s    | 29.02s    |
| 5   | 7  | GIRLS GO FIRST   | 13.2   | 2:53.94 | 51.17s    | 2:02.77   | 58.20s    | 28.73s    |
| 6   | 12 | DESERT FLYER     | 15.2   | 2:54.08 | 52.63s    | 2:01.45   | 57.49s    | 28.43s    |
| 7   | 3  | MUSCLETONIAN     | 15.8   | 2:54.13 | 53.11s    | 2:01.01   | 57.76s    | 28.50s    |
| 8   | 9  | ARGYLE MELODY    | 18.8   | 2:54.34 | 51.71s    | 2:02.63   | 58.41s    | 29.04s    |
| 9   | 2  | CYCLONE JETER    | 19     | 2:54.35 | 53.79s    | 2:00.56   | 57.07s    | 28.27s    |
| 10  | 11 | COLUMBIAS DEEJAY | 22.4   | 2:54.60 | 52.12s    | 2:02.47   | 58.35s    | 29.30s    |
| 11  | 10 | YANKEE COMMANDO  | 27.7   | 2:54.97 | 53.11s    | 2:01.86   | 58.08s    | 28.96s    |
| 12  | 6  | DIAMOND WES      | 60.3   | 2:57.30 | 51.85s    | 2:05.45   | 61.29s    | 31.64s    |




Harness Racing Victoria nor the provider accepts any responsibility for the completeness or accuracy of any of the information contained herein, and makes no representations about its suitability for any particular purpose. Users should make their own judgements about those matters and/or seek independent advice. You assume all risks associated with use of the data provided on this page.

**Race No. 6 Distance 2200m**

| Plc | No | Horse            | Margin | Time    | Lead Time | Last Mile | Last 800m | Last 400m |
|-----|----|------------------|--------|---------|-----------|-----------|-----------|-----------|
| 1   | 12 | SILIQUA          | 0      | 2:39.70 | 43.73s    | 1:55.97   | 55.94s    | 28.20s    |
| 2   | 10 | GLACIER HEIGHTS  | 17.3   | 2:40.92 | 42.91s    | 1:58.01   | 57.19s    | 28.86s    |
| 3   | 3  | DAM LUCKY        | 27.4   | 2:41.63 | 43.48s    | 1:58.15   | 57.89s    | 28.92s    |
| 4   | 9  | SASSY MAN        | 28.2   | 2:41.69 | 42.41s    | 1:59.28   | 58.35s    | 29.17s    |
| 5   | 8  | MILADY GRACE     | 28.5   | 2:41.71 | 42.27s    | 1:59.44   | 58.28s    | 29.17s    |
| 6   | 11 | UNDERCOVER DON   | 34.9   | 2:42.16 | 43.28s    | 1:58.88   | 58.73s    | 30.59s    |
| 7   | 4  | MAIRHED FALLEN   | 36.2   | 2:42.25 | 41.53s    | 2:00.72   | 59.58s    | 29.99s    |
| 8   | 2  | MAGIC CRUISER    | 39.9   | 2:42.51 | 42.07s    | 2:00.44   | 59.37s    | 30.75s    |
| 9   | 1  | EVIL TRICKSTER   | 44.3   | 2:42.82 | 41.91s    | 2:00.92   | 59.76s    | 30.21s    |
| 10  | 5  | WOTCHAWAITINGFOR | 46.9   | 2:43.01 | 41.73s    | 2:01.28   | 60.17s    | 30.82s    |
| 11  | 6  | HOOPER ROAD      | 52.9   | 2:43.43 | 41.24s    | 2:02.19   | 60.99s    | 31.53s    |
| 12  | 7  | SPUNKYOLA        | 313.2  | 3:01.78 | 41.10s    | 2:20.68   | 79.73s    | 49.35s    |

**Race No. 7 Distance 2200m**

| Plc | No | Horse            | Margin | Time    | Lead Time | Last Mile | Last 800m | Last 400m |
|-----|----|------------------|--------|---------|-----------|-----------|-----------|-----------|
| 1   | 1  | BLAZEDALE        | 0      | 2:40.50 | 43.90s    | 1:56.60   | 55.60s    | 27.80s    |
| 2   | 5  | DIKERRY          | 3.5    | 2:40.74 | 44.69s    | 1:56.06   | 55.58s    | 27.90s    |
| 3   | 3  | JUST WANTANO     | 9.3    | 2:41.15 | 44.39s    | 1:56.76   | 55.69s    | 28.00s    |
| 4   | 9  | NO BETTERTIME    | 10.9   | 2:41.26 | 44.55s    | 1:56.70   | 55.76s    | 27.88s    |
| 5   | 8  | JIMMY THE EDITOR | 15.6   | 2:41.58 | 44.23s    | 1:57.36   | 56.39s    | 28.56s    |
| 6   | 10 | KEEP ON ROCKING  | 20     | 2:41.89 | 45.06s    | 1:56.83   | 55.79s    | 28.22s    |
| 7   | 4  | SAAB MAGIC       | 20.4   | 2:41.92 | 45.12s    | 1:56.80   | 56.11s    | 28.20s    |
| 8   | 2  | MAKA KILLIN      | 21.2   | 2:41.97 | 44.69s    | 1:57.29   | 56.23s    | 28.47s    |
| 9   | 7  | CITYSNEAK        | 26.5   | 2:42.34 | 45.36s    | 1:56.99   | 56.01s    | 28.36s    |



Harness Racing Victoria nor the provider accepts any responsibility for the completeness or accuracy of any of the information contained herein, and makes no representations about its suitability for any particular purpose. Users should make their own judgements about those matters and/or seek independent advice. You assume all risks associated with use of the data provided on this page.