

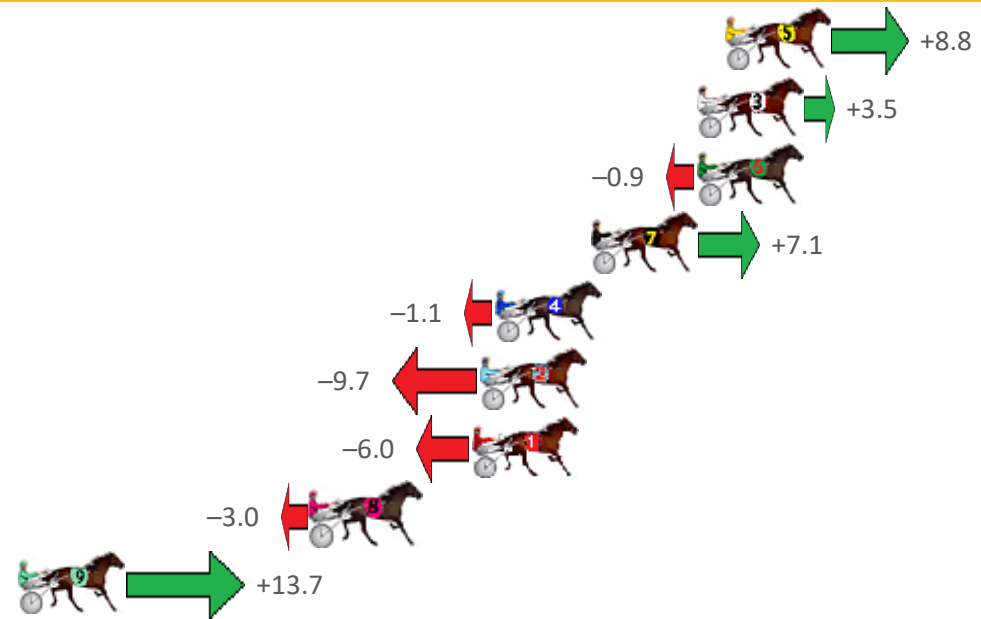
Gloucester Park Race 1 Distance 2130m

Tuesday, 17 November 2020

Gross Time: 2:36.10 MileRate: 1:58.00 LeadTime: 35.90s First Qtr: 30.80s Second Qtr: 30.90s Third Qtr: 29.00s Fourth Qtr: 29.50s

No Horse	Plc	Margin	Time	800Time (W)	400 Time (W)
5 DESIDERIO	1	0.0m	2:36.10	57.86s (1)	28.78s (2)
3 MARY JOE	2	1.1m	2:36.19	58.25s (1)	29.16s (2)
6 HENGHENG	3	1.1m	2:36.19	58.57s (1)	29.52s (2)
7 BEEJAYS STAR	4	5.3m	2:36.51	57.98s (0)	28.91s (1)
4 SHES ALL STAR	5	9.1m	2:36.80	58.58s (0)	29.55s (0)
2 NIGEL ERNEST	6	9.7m	2:36.85	59.21s (0)	30.21s (0)
1 I WORK OUT	7	10.0m	2:36.87	58.94s (0)	29.90s (1)
8 CLASSY COLBY	8	16.4m	2:37.37	58.72s (1)	29.84s (3)
9 MAGIC EYE MICK	9	86.3m	2:42.77	57.50s (0)	28.50s (0)

Finish Position and metres gained from 800m



Sectionals
Powered by

PJ HARNESS ANALYSER

NEW

Learn the power of sectionals










Check us out at www.pjdata.com.au

RWWA and provider are not responsible for the completeness or accuracy of any of the information contained herein, and makes no representations about its suitability for any purpose.

Gloucester Park Race 2 Distance 2536m

Tuesday, 17 November 2020

Gross Time: 3:10.00 MileRate: 2:00.60 LeadTime: 72.50s First Qtr: 30.60s Second Qtr: 29.90s Third Qtr: 29.00s Fourth Qtr: 28.00s

No Horse	Plc	Margin	Time	800Time (W)	400 Time (W)	Finish Position and metres gained from 800m
1 DEEORSE	1	0.0m	3:10.00	57.00s (0)	28.00s (0)	 0.0
8 BATAVIA SILVERLINE	2	1.9m	3:10.14	56.79s (1)	27.99s (1)	 +2.9
2 CHANGE OF ADDRESS	3	7.5m	3:10.55	56.92s (0)	27.84s (0)	 +1.1
10 SMART FORTUNE	4	13.9m	3:11.02	57.67s (0)	28.56s (0)	 -9.5
5 FRANCO HAMMOND	5	18.1m	3:11.33	57.32s (1)	28.33s (2)	 -4.5
6 CARRAMAR PHILEMON	6	19.7m	3:11.45	57.76s (1)	28.86s (1)	 -10.7
7 TEPELO STAR	7	20.1m	3:11.48	57.50s (0)	28.40s (0)	 -7.1
4 CORDORING ROAD	8	36.1m	3:12.66	58.31s (0)	29.22s (1)	 -18.5
3 LOVEISAMYTH	9	66.4m	3:14.89	61.66s (1)	31.76s (1)	 -65.8



Sectionals
Powered by

PJ HARNESS ANALYSER **NEW**

Learn the power of sectionals

Check us out at www.pjdata.com.au










RWWA and provider are not responsible for the completeness or accuracy of any of the information contained herein, and makes no representations about its suitability for any purpose.

Gloucester Park Race 3 Distance 2130m

Tuesday, 17 November 2020

Gross Time: 2:38.70 MileRate: 1:59.90 LeadTime: 38.90s First Qtr: 31.80s Second Qtr: 30.40s Third Qtr: 28.70s Fourth Qtr: 28.90s

No Horse	Plc	Margin	Time	800Time (W)	400 Time (W)	Finish Position and metres gained from 800m
1 CARUBA	1	0.0m	2:38.70	57.60s (0)	28.90s (0)	 0.0
6 TUAS DELIGHT	2	3.8m	2:38.99	57.43s (1)	28.61s (2)	 +2.4
7 TWENTYNINE TWELVE	3	4.2m	2:39.02	57.17s (1)	28.35s (1)	 +6.0
2 GLOWING REPORT	4	4.7m	2:39.06	57.59s (0)	28.89s (0)	 +0.1
5 MACHRIE	5	5.7m	2:39.13	57.36s (0)	28.62s (0)	 +3.3
8 MAXIMUM DEMAND	6	5.8m	2:39.14	57.07s (0)	28.34s (0)	 +7.4
4 BURNING RUBBER	7	19.7m	2:40.19	58.88s (1)	30.06s (1)	-17.9 




Sectionals
Powered by



PJ HARNESS ANALYSER **NEW**

Learn the power of sectionals

Check us out at www.pjdata.com.au















RWWA and provider are not responsible for the completeness or accuracy of any of the information contained herein, and makes no representations about its suitability for any purpose.

Gloucester Park Race 4 Distance 2130m

Tuesday, 17 November 2020

Gross Time: 2:34.50 MileRate: 1:56.70 LeadTime: 38.60s First Qtr: 31.00s Second Qtr: 28.70s Third Qtr: 27.50s Fourth Qtr: 28.70s

No Horse	Plc	Margin	Time	800Time (W)	400 Time (W)	Finish Position and metres gained from 800m
5 CLASSIC CHOICE	1	0.0m	2:34.50	56.20s (0)	28.70s (0)	0.0 
8 POWER AND GRACE	2	4.2m	2:34.82	55.32s (1)	28.04s (2)	+12.6 
12 EUPHORIA	3	7.5m	2:35.07	56.56s (1)	28.86s (0)	-5.1 
11 OCEAN BEACH	4	20.2m	2:36.02	56.63s (0)	28.57s (1)	-6.2 
2 BATAVIA BLACKHOLE	5	24.8m	2:36.37	57.40s (1)	29.29s (1)	-17.2 
4 MY DESIGN	6	31.2m	2:36.85	57.07s (0)	28.99s (1)	-12.4 
10 THE BATMOBILE	7	36.3m	2:37.24	58.08s (0)	29.92s (0)	-26.9 
7 THE ROCK INN	8	41.3m	2:37.61	57.62s (1)	29.83s (2)	-20.3 
9 CHETAK	9	41.9m	2:37.66	57.53s (0)	29.48s (0)	-19.1 
6 SKYLINE TRAIL	10	43.3m	2:37.76	57.42s (1)	29.46s (1)	-17.5 
1 ALLTHEWAYTOROYALT	11	45.3m	2:37.91	59.06s (0)	31.12s (0)	-40.9 
3 CHANGINGOFTHEGUAR	12	45.9m	2:37.96	58.53s (1)	30.55s (2)	-33.3 



Sectionals
Powered by

PJ HARNESS ANALYSER **NEW**

Learn the power of sectionals

Check us out at www.pjdata.com.au










RWWA and provider are not responsible for the completeness or accuracy of any of the information contained herein, and makes no representations about its suitability for any purpose.

Gloucester Park Race 5 Distance 2130m

Tuesday, 17 November 2020

Gross Time: 2:34.50 MileRate: 1:56.70 LeadTime: 37.60s First Qtr: 30.00s Second Qtr: 29.80s Third Qtr: 27.90s Fourth Qtr: 29.20s

No Horse	Plc	Margin	Time	800Time (W)	400 Time (W)	Finish Position and metres gained from 800m
1 LIGHTNING JOLT	1	0.0m	2:34.50	56.82s (0)	28.88s (0)	 +4.0
8 ALTA INTRIGUE	2	0.4m	2:34.53	56.48s (2)	29.00s (1)	 +8.8
3 MCARDLES GEM	3	0.5m	2:34.54	57.14s (0)	29.24s (0)	 -0.5
2 EXTRADITE	4	5.5m	2:34.92	56.89s (0)	28.96s (0)	 +2.9
5 SIGHTSEEING ANVIL	5	13.0m	2:35.50	57.67s (1)	29.27s (2)	 -8.0
7 THE CHEDDARNATOR	6	18.5m	2:35.92	58.37s (1)	29.93s (1)	 -17.9
6 CAVALRY CALL	7	18.7m	2:35.93	57.50s (0)	29.32s (0)	 -5.7



Sectionals
Powered by



PJ HARNESS ANALYSER **NEW**

Learn the power of sectionals

Check us out at www.pjdata.com.au



RWWA and provider are not responsible for the completeness or accuracy of any of the information contained herein, and makes no representations about its suitability for any purpose.

Gloucester Park Race 6 Distance 2536m

Tuesday, 17 November 2020

Gross Time: 3:08.90 MileRate: 1:59.90 LeadTime: 70.60s First Qtr: 30.50s Second Qtr: 30.00s Third Qtr: 28.80s Fourth Qtr: 29.00s

No Horse	Plc	Margin	Time	800Time (W)	400 Time (W)	Finish Position and metres gained from 800m
7 CAMLUCK KING	1	0.0m	3:08.90	57.10s (1)	28.15s (1)	+9.8
3 FLYNSCOTSMAN	2	0.1m	3:08.91	57.40s (1)	28.46s (1)	+5.5
6 HEZ A CHANCE	3	2.0m	3:09.05	57.94s (0)	29.14s (0)	-2.0
1 TINSELTOWN	4	6.5m	3:09.39	57.97s (0)	29.08s (0)	-2.3
10 THE PARTY BOY	5	9.1m	3:09.59	57.85s (0)	28.96s (0)	-0.7
5 THE LIGHTNING STRIKE	6	14.1m	3:09.97	57.78s (1)	28.82s (1)	+0.3
4 WESTERN DROVER	7	14.5m	3:10.00	57.92s (0)	29.02s (0)	-1.7
8 TIFFANY TWIRL	8	19.6m	3:10.39	57.93s (0)	28.84s (0)	-1.8
2 CHIEF JOSEPH	9	19.7m	3:10.40	59.14s (1)	30.25s (1)	-18.7



Sectionals
Powered by

PJ HARNESS ANALYSER **NEW**

Learn the power of sectionals

Check us out at www.pjdata.com.au

RWWA and provider are not responsible for the completeness or accuracy of any of the information contained herein, and makes no representations about its suitability for any purpose.

Gloucester Park Race 7 Distance 2130m

Tuesday, 17 November 2020

Gross Time: 2:36.40 MileRate: 1:58.10 LeadTime: 38.20s First Qtr: 30.10s Second Qtr: 29.60s Third Qtr: 29.20s Fourth Qtr: 29.30s

No Horse	Plc	Margin	Time	800Time (W)	400 Time (W)	Finish Position and metres gained from 800m
1 FIORD	1	0.0m	2:36.40	58.17s (0)	28.98s (0)	+4.6
2 BEALAWYER	2	5.2m	2:36.80	58.88s (0)	29.68s (0)	-5.2
8 FIFO	3	5.5m	2:36.82	58.22s (0)	29.12s (1)	+3.9
4 FATAL ATTACK	4	5.8m	2:36.85	57.95s (1)	28.72s (3)	+7.6
5 TENACIOUS GEORGE	5	10.1m	2:37.18	57.87s (1)	28.86s (0)	+8.7
7 STARS OF GOLD	6	15.4m	2:37.58	58.60s (0)	29.56s (0)	-1.4
3 CHOPPING BLOCK	7	39.4m	2:39.43	60.71s (1)	31.31s (2)	-30.4
6 ISWHAT ITIS	8	101.1m	2:44.17	65.59s (1)	35.63s (1)	-97.5



Sectionals
Powered by

PJ HARNESS ANALYSER **NEW**

Learn the power of sectionals

Check us out at www.pjdata.com.au

RWWA and provider are not responsible for the completeness or accuracy of any of the information contained herein, and makes no representations about its suitability for any purpose.

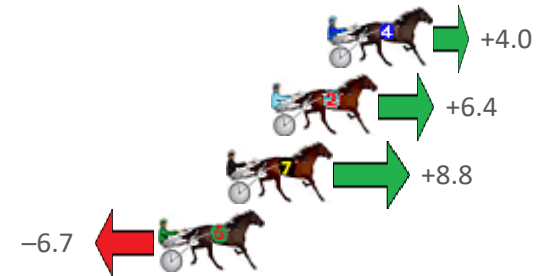
Gloucester Park Race 8 Distance 2536m

Tuesday, 17 November 2020

Gross Time: 3:09.30 MileRate: 2:00.10 LeadTime: 71.00s First Qtr: 31.70s Second Qtr: 30.60s Third Qtr: 28.10s Fourth Qtr: 27.90s

No Horse	Plc	Margin	Time	800Time (W)	400 Time (W)
4 IAM LAMBROS	1	0.0m	3:09.30	55.72s (0)	27.61s (0)
2 DELIGHTFULL	2	2.2m	3:09.46	55.55s (0)	27.40s (0)
7 THE BLACK CARDINAL	3	4.0m	3:09.59	55.39s (0)	27.23s (0)
6 WALTZINGWITHSIERRA	4	6.7m	3:09.79	56.47s (0)	28.36s (0)

Finish Position and metres gained from 800m



Sectionals
Powered by

PJ HARNESS ANALYSER **NEW**

Learn the power of sectionals








Check us out at www.pjdata.com.au

RWWA and provider are not responsible for the completeness or accuracy of any of the information contained herein, and makes no representations about its suitability for any purpose.

Gloucester Park Race 9 Distance 2130m

Tuesday, 17 November 2020

Gross Time: 2:38.70 MileRate: 1:59.90 LeadTime: 38.80s First Qtr: 31.80s Second Qtr: 31.80s Third Qtr: 28.10s Fourth Qtr: 28.20s

No Horse	Plc	Margin	Time	800Time (W)	400 Time (W)	Finish Position and metres gained from 800m
2 SOUTHERN BELLE	1	0.0m	2:38.70	56.30s (0)	28.20s (0)	 0.0
7 MISS LAMARR	2	2.1m	2:38.86	56.15s (1)	28.21s (1)	 +2.1
1 BONJO	3	5.4m	2:39.10	56.38s (0)	28.30s (0)	-1.2 
4 BETTYS LASS	4	5.8m	2:39.13	56.10s (0)	27.99s (0)	 +2.8
6 VICTORIA CALLING	5	11.5m	2:39.55	56.50s (1)	28.56s (1)	-2.9 
5 BEJEWELLED	6	22.2m	2:40.35	56.97s (0)	28.55s (0)	-9.6 
3 HELLO HOTSHOT	7	102.6m	2:46.30	59.28s (0)	30.13s (0)	 -42.6



Sectionals
Powered by

PJ HARNESS ANALYSER **NEW**

Learn the power of sectionals

Check us out at www.pjdata.com.au









RWWA and provider are not responsible for the completeness or accuracy of any of the information contained herein, and makes no representations about its suitability for any purpose.

Gloucester Park Race 10 Distance 2130m


Tuesday, 17 November 2020

Gross Time: 2:36.80 MileRate: 1:58.50 LeadTime: 38.20s First Qtr: 31.40s Second Qtr: 31.00s Third Qtr: 29.00s Fourth Qtr: 27.20s

No Horse	Plc	Margin	Time	800Time (W)	400 Time (W)	Finish Position and metres gained from 800m
7 AMERICAN ARMA	1	0.0m	2:36.80	56.20s (0)	27.20s (0)	 0.0
5 OUR SHOOTING STAR	2	1.9m	2:36.94	55.73s (0)	26.71s (1)	 +6.7
6 BENESARI LANE	3	12.8m	2:37.72	56.21s (0)	27.74s (1)	-0.2 
2 ADORE ME SOME MOR	4	13.0m	2:37.73	56.80s (0)	27.74s (0)	-8.6 
4 JOELENE	5	22.2m	2:38.39	56.26s (0)	27.70s (0)	-0.8 
3 ABSOLUTE DELIGHT	6	30.2m	2:38.96	57.14s (0)	28.51s (2)	-13.4 



Sectionals
Powered by



PJ HARNESS ANALYSER **NEW**

Learn the power of sectionals

Check us out at www.pjdata.com.au



RWWA and provider are not responsible for the completeness or accuracy of any of the information contained herein, and makes no representations about its suitability for any purpose.