

# Gloucester Park Race 1 Distance 2130m

Friday, 16 October 2020

Gross Time: 2:34.80 MileRate: 1:56.90 LeadTime: 36.60s First Qtr: 30.90s Second Qtr: 29.60s Third Qtr: 28.90s Fourth Qtr: 28.80s

No Horse	Plc	Margin	Time	800Time (W)	400 Time (W)	Finish Position and metres gained from 800m
2 AMERICAN ARMA	1	0.0m	2:34.80	57.20s (1)	28.54s (2)	
8 BETTOR BEACH BELLE	2	3.4m	2:35.06	57.94s (0)	29.04s (0)	
1 GOODEALEHMADDIE	3	4.3m	2:35.13	57.36s (0)	28.51s (0)	
5 YELLOWROSEOFTEXAS	4	7.4m	2:35.36	57.92s (0)	29.03s (0)	
11 KISSED BY A ROSE	5	11.2m	2:35.65	57.53s (0)	28.69s (1)	
4 STAR LILLY	6	13.5m	2:35.82	57.86s (1)	29.18s (1)	
9 BENESARI LANE	7	14.1m	2:35.87	57.56s (1)	29.19s (2)	
7 LETSDANCETONIGHT	8	18.1m	2:36.17	58.88s (1)	29.85s (1)	
6 SECRET REACTION	9	20.3m	2:36.33	57.79s (0)	29.29s (2)	
3 GLADYS GUGMAN	10	66.0m	2:39.79	60.96s (1)	31.71s (0)	
10 JOELENE	11	148.5m	2:46.03	64.05s (0)	32.99s (0)	



Sectionals  
Powered by



Home of Australian Harness Sectionals

Get your sectionals delivered to your inbox daily

Check out [www.pjdata.com.au](http://www.pjdata.com.au)



RWWA and provider are not responsible for the completeness or accuracy of any of the information contained herein, and makes no representations about its suitability for any purpose.

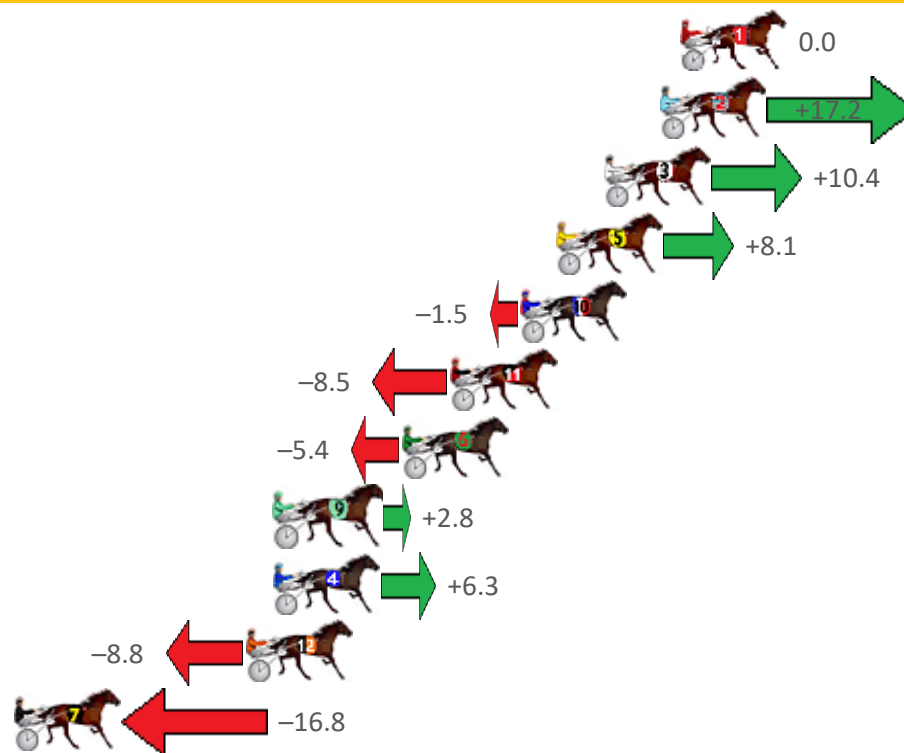
# Gloucester Park Race 2 Distance 2536m

Friday, 16 October 2020

Gross Time: 3:05.50 MileRate: 1:57.70 LeadTime: 67.20s First Qtr: 30.10s Second Qtr: 29.90s Third Qtr: 29.00s Fourth Qtr: 29.30s

No Horse	Plc	Margin	Time	800Time (W)	400 Time (W)
1 THE LAST DROP	1	0.0m	3:05.50	58.30s (0)	29.30s (0)
2 EUPHORIC MOMENT	2	0.8m	3:05.56	57.05s (1)	28.50s (2)
3 THE KRAKEN	3	3.0m	3:05.73	57.55s (2)	28.98s (2)
5 MAJOR SHARD	4	4.9m	3:05.88	57.71s (0)	28.52s (1)
10 ALTA INTRIGUE	5	6.3m	3:05.98	58.41s (1)	29.28s (1)
11 DIAMOND LIFE	6	9.1m	3:06.20	58.92s (1)	29.85s (1)
6 THE LAST PARISIAN	7	11.0m	3:06.35	58.69s (2)	29.87s (2)
9 TIFFANY TWIRL	8	16.0m	3:06.73	58.10s (0)	29.05s (0)
4 RADIANT AMBER	9	16.1m	3:06.74	57.84s (1)	28.86s (3)
12 LA SULEIMAN	10	17.2m	3:06.82	58.94s (0)	29.91s (0)
7 BEACH SKIPPER	11	26.4m	3:07.53	59.52s (1)	29.84s (2)

## Finish Position and metres gained from 800m



Sectionals  
Powered by



Home of Australian Harness Sectionals

Get your sectionals delivered to your inbox daily








Check out [www.pjdata.com.au](http://www.pjdata.com.au)



# Gloucester Park Race 3 Distance 2130m

Friday, 16 October 2020

Gross Time: 2:34.20 MileRate: 1:56.50 LeadTime: 38.10s First Qtr: 31.10s Second Qtr: 29.70s Third Qtr: 28.20s Fourth Qtr: 27.10s

No Horse	Plc	Margin	Time	800Time (W)	400 Time (W)	Finish Position and metres gained from 800m	
1 JIMMY MACK	1	0.0m	2:34.20	55.30s (0)	27.10s (0)		0.0
2 BETTOR BE OSCAR	2	0.5m	2:34.24	55.05s (0)	26.82s (0)		+3.7
3 MY CARBON COPY	3	5.6m	2:34.60	55.07s (0)	26.84s (0)		+3.4
4 TAROONA BROMAC	4	9.0m	2:34.84	55.01s (0)	26.79s (0)		+4.2
5 OUR PERKINS	5	20.8m	2:35.68	56.22s (1)	28.00s (2)		-13.4
7 TOUCH OF SUCCESS	6	26.8m	2:36.11	56.26s (1)	28.35s (3)		-14.0
8 MATTJESTIC STAR	7	32.6m	2:36.53	57.35s (1)	29.01s (1)		-29.8



Sectionals  
Powered by



**Home of Australian Harness Sectionals**

Get your sectionals delivered to your inbox daily

Check out [www.pjdata.com.au](http://www.pjdata.com.au)



RWWA and provider are not responsible for the completeness or accuracy of any of the information contained herein, and makes no representations about its suitability for any purpose.

# Gloucester Park Race 4 Distance 2130m

Friday, 16 October 2020

Gross Time: 2:33.30 MileRate: 1:55.80 LeadTime: 36.90s First Qtr: 29.50s Second Qtr: 30.10s Third Qtr: 28.20s Fourth Qtr: 28.60s

No Horse	Plc	Margin	Time	800Time (W)	400 Time (W)	Finish Position and metres gained from 800m
5 PATRICKTHEPIRANHA	1	0.0m	2:33.30	56.80s (0)	28.60s (0)	0.0
1 IM SOXY	2	4.1m	2:33.61	56.78s (0)	28.58s (0)	+0.3
10 ROMAN AVIATOR	3	6.9m	2:33.82	56.68s (0)	28.48s (0)	+1.7
6 ELOQUENT MACH	4	8.5m	2:33.94	57.26s (2)	28.96s (2)	-6.5
2 STROKE OF LUCK	5	9.4m	2:34.01	57.10s (1)	28.83s (1)	-4.2
3 WHOZIDEAWASTHIS	6	10.9m	2:34.12	57.50s (1)	29.29s (1)	-9.9
9 ROCK ME OVER	7	11.2m	2:34.14	56.94s (2)	28.84s (2)	-2.0
8 TYLER BRETT	8	12.5m	2:34.24	57.00s (1)	28.72s (1)	-2.9
4 EL JACKO	9	12.7m	2:34.25	56.71s (2)	28.64s (2)	+1.3
7 ROSIES IDEAL	10	14.8m	2:34.41	56.76s (0)	28.49s (0)	+0.6



Sectionals  
Powered by



**Home of Australian Harness Sectionals**

Get your sectionals delivered to your inbox daily









Check out [www.pjdata.com.au](http://www.pjdata.com.au)

RWWA and provider are not responsible for the completeness or accuracy of any of the information contained herein, and makes no representations about its suitability for any purpose.

# Gloucester Park Race 5 Distance 1730m

Friday, 16 October 2020

Gross Time: 2:01.70 MileRate: 1:53.20 LeadTime: 8.30s First Qtr: 31.50s Second Qtr: 27.70s Third Qtr: 26.60s Fourth Qtr: 27.60s

No Horse	Plc	Margin	Time	800Time (W)	400 Time (W)	Finish Position and metres gained from 800m	
1 CHICAGO BULL	1	0.0m	2:01.70	54.20s (0)	27.60s (0)		 0.0
2 SHOCKWAVE	2	6.3m	2:02.16	54.46s (1)	27.85s (1)	-3.9	
7 VAMPIRO	3	16.7m	2:02.91	54.56s (1)	27.61s (1)	-5.3	
5 BLETCHLEY PARK	4	18.3m	2:03.03	54.79s (0)	27.88s (0)	-8.7	
3 SIMBA BROMAC	5	20.0m	2:03.15	55.20s (0)	28.29s (0)	-14.8	
4 OCEAN RIDGE	6	20.9m	2:03.22	55.16s (1)	28.20s (1)	-14.3	
9 VINCENZO PERUGGIA	7	25.7m	2:03.57	54.85s (1)	27.91s (1)	-17.2	
6 ARGYLE RED	8	26.3m	2:03.61	54.95s (0)	28.09s (0)	-11.1	



Sectionals  
Powered by



Home of Australian Harness Sectionals

Get your sectionals delivered to your inbox daily










Check out [www.pjdata.com.au](http://www.pjdata.com.au)



# Gloucester Park Race 6 Distance 2536m

Friday, 16 October 2020

Gross Time: 3:07.90 MileRate: 1:59.20 LeadTime: 71.20s First Qtr: 30.10s Second Qtr: 30.40s Third Qtr: 28.40s Fourth Qtr: 27.80s

No Horse	Plc	Margin	Time	800Time (W)	400 Time (W)	Finish Position and metres gained from 800m
2 JACK FARTHING	1	0.0m	3:07.90	55.91s (0)	27.48s (0)	 +4.2
5 BRAEVIEW BONDI	2	0.5m	3:07.94	55.73s (1)	27.36s (2)	 +6.7
1 BAYLAN JETT	3	4.3m	3:08.21	56.50s (0)	28.10s (0)	 -4.3
3 MISTER BUSHIDO	4	6.4m	3:08.37	56.06s (0)	27.62s (0)	 +2.0
6 A BOY NAMED ROSIE	5	10.0m	3:08.63	56.03s (0)	27.58s (0)	 +2.4
4 CANT REFUSE	6	19.3m	3:09.31	57.35s (1)	28.95s (1)	 -16.5
8 ALWAYS ARJAY	7	20.3m	3:09.38	56.44s (0)	27.97s (0)	 -3.5
7 STAR ARMBRO	8	20.9m	3:09.43	56.18s (0)	27.83s (1)	 +0.3
9 JILLIBY JAKE	9	21.5m	3:09.47	56.91s (1)	28.50s (1)	 -10.1



Sectionals  
Powered by



**Home of Australian Harness Sectionals**

Get your sectionals delivered to your inbox daily

Check out [www.pjdata.com.au](http://www.pjdata.com.au)















RWWA and provider are not responsible for the completeness or accuracy of any of the information contained herein, and makes no representations about its suitability for any purpose.



# Gloucester Park Race 7 Distance 2130m

Friday, 16 October 2020

Gross Time: 2:37.80 MileRate: 1:59.30 LeadTime: 38.60s First Qtr: 32.00s Second Qtr: 31.30s Third Qtr: 28.70s Fourth Qtr: 27.20s

No Horse	Plc	Margin	Time	800Time (W)	400 Time (W)	Finish Position and metres gained from 800m	
3 CARTER MICHEAL	1	0.0m	2:37.80	55.90s (0)	27.20s (0)		 0.0
1 CROCODILE KID	2	17.8m	2:39.07	56.83s (0)	28.00s (0)	-13.4	
9 DESTINED TO RULE	3	18.0m	2:39.09	56.01s (1)	28.09s (2)	-1.6	
7 CAPTAIN KIRK	4	18.9m	2:39.15	56.99s (1)	28.22s (1)	-15.7	
10 FREE TO AIR	5	19.5m	2:39.20	56.66s (0)	27.80s (0)	-10.9	
5 MCARDLES GEM	6	20.2m	2:39.25	55.82s (0)	27.09s (1)	+1.2	
2 QTOWN RIP ROARING	7	21.4m	2:39.33	56.87s (1)	28.11s (1)	-14.0	
11 SIGHTSEEING ANVIL	8	21.6m	2:39.35	56.51s (0)	27.65s (0)	-8.8	
6 IM SPIDERMAN	9	23.8m	2:39.50	56.12s (1)	28.16s (2)	-3.2	
12 BURNING RUBBER	10	24.1m	2:39.53	56.39s (0)	27.49s (0)	-7.1	
8 ALLWOODS ROCKNROL	11	25.2m	2:39.60	55.93s (1)	27.74s (1)	-0.4	
4 BETTYS LASS	12	25.3m	2:39.61	56.85s (1)	28.07s (1)	-13.7	



Sectionals  
Powered by



Home of Australian Harness Sectionals

Get your sectionals delivered to your inbox daily

Check out [www.pjdata.com.au](http://www.pjdata.com.au)














RWWA and provider are not responsible for the completeness or accuracy of any of the information contained herein, and makes no representations about its suitability for any purpose.

# Gloucester Park Race 8 Distance 2130m

Friday, 16 October 2020

Gross Time: 2:37.70 MileRate: 1:59.10 LeadTime: 39.30s First Qtr: 31.60s Second Qtr: 30.50s Third Qtr: 28.40s Fourth Qtr: 27.90s

No Horse	Plc	Margin	Time	800Time (W)	400 Time (W)	Finish Position and metres gained from 800m
2 LIAM NEIL	1	0.0m	2:37.70	56.30s (0)	27.90s (0)	 0.0
12 BE ON GUARD	2	8.1m	2:38.29	56.18s (1)	27.66s (1)	 +1.7
4 LIGHTNING JOLT	3	8.6m	2:38.33	55.92s (1)	27.43s (2)	 +5.4
1 CHARLIE EL	4	9.0m	2:38.36	56.64s (0)	28.21s (0)	 -4.8
9 SOKYS BIGBULLET	5	12.8m	2:38.64	57.11s (1)	28.66s (1)	 -11.6
10 THEREUGO	6	13.2m	2:38.67	56.64s (0)	28.16s (0)	 -4.8
8 IDEAL INVESTMENT	7	15.0m	2:38.80	56.15s (0)	27.54s (1)	 +2.2
6 MARQUISARD	8	15.4m	2:38.83	56.08s (1)	27.51s (2)	 +3.2
5 BOB WHEEL	9	18.6m	2:39.06	56.71s (0)	28.09s (0)	 -5.8
7 TANAKA EAGLE	10	21.0m	2:39.24	56.27s (0)	27.68s (0)	 +0.4
3 DREAMY NIGHTS	11	33.3m	2:40.14	58.25s (1)	29.71s (1)	 -27.9



Sectionals  
Powered by



**Home of Australian Harness Sectionals**

Get your sectionals delivered to your inbox daily

Check out [www.pjdata.com.au](http://www.pjdata.com.au)











RWWA and provider are not responsible for the completeness or accuracy of any of the information contained herein, and makes no representations about its suitability for any purpose.



# Gloucester Park Race 9 Distance 2536m

Friday, 16 October 2020

Gross Time: 3:08.60 MileRate: 1:59.70 LeadTime: 70.30s First Qtr: 30.40s Second Qtr: 31.00s Third Qtr: 28.90s Fourth Qtr: 28.00s

No Horse	Plc	Margin	Time	800Time (W)	400 Time (W)	Finish Position and metres gained from 800m
4 LORD ROSCO	1	0.0m	3:08.60	56.90s (0)	28.00s (0)	 0.0
6 MARAS ACE MAN	2	3.5m	3:08.86	56.45s (1)	28.01s (2)	 +6.3
1 ROMAN ART	3	4.0m	3:08.89	56.79s (0)	27.92s (0)	 +1.6
5 ART TUTOR	4	5.7m	3:09.02	57.18s (1)	28.22s (1)	 -3.9
2 QUICK STRIDE	5	9.0m	3:09.26	56.82s (0)	27.87s (0)	 +1.2
8 BLACK JACK ZAC	6	9.5m	3:09.30	56.55s (1)	28.10s (2)	 +4.9
7 ROCKNROLL WHITBY	7	14.9m	3:09.70	56.92s (0)	28.15s (1)	 -0.3
3 HENWOOD BAY	8	18.9m	3:09.99	57.83s (1)	28.79s (1)	 -13.1



Sectionals  
Powered by



Home of Australian Harness Sectionals

Get your sectionals delivered to your inbox daily

Check out [www.pjdata.com.au](http://www.pjdata.com.au)




# Gloucester Park Race 10 Distance 2130m

Friday, 16 October 2020

Gross Time: 2:36.90 MileRate: 1:58.50 LeadTime: 38.30s First Qtr: 32.10s Second Qtr: 30.70s Third Qtr: 28.40s Fourth Qtr: 27.40s

No Horse	Plc	Margin	Time	800Time (W)	400 Time (W)
2 VIVERE DAMORE	1	0.0m	2:36.90	55.80s (0)	27.40s (0)
1 SUZIES GEM	2	0.8m	2:36.96	55.56s (0)	27.15s (0)
3 C C CHEVRON	3	4.4m	2:37.22	55.52s (0)	27.10s (0)
5 AMERICAN DELIGHT	4	7.4m	2:37.43	55.98s (1)	27.45s (1)
9 HAS NO FEAR	5	8.2m	2:37.49	55.49s (0)	27.05s (0)
6 DELIGHTFULREACTION	6	13.1m	2:37.84	55.75s (1)	27.26s (1)
8 TALKERUP	7	13.2m	2:37.85	56.67s (1)	28.14s (1)
4 THEJEWELINHEREYE	8	14.9m	2:37.97	56.18s (1)	27.67s (1)
7 QUEEN SHENANDOAH	9	15.1m	2:37.99	55.58s (1)	27.04s (1)



Sectionals  
Powered by



**Home of Australian Harness Sectionals**

Get your sectionals delivered to your inbox daily

Check out [www.pjdata.com.au](http://www.pjdata.com.au)

RWWA and provider are not responsible for the completeness or accuracy of any of the information contained herein, and makes no representations about its suitability for any purpose.

# Gloucester Park Race 11 Distance 2130m

Friday, 16 October 2020

Gross Time: 2:35.30 MileRate: 1:57.30 LeadTime: 37.80s First Qtr: 30.10s Second Qtr: 31.20s Third Qtr: 28.80s Fourth Qtr: 27.40s

No Horse	Plc	Margin	Time	800Time (W)	400 Time (W)	Finish Position and metres gained from 800m
10 THE IDEAL TOUCH	1	0.0m	2:35.30	56.20s (0)	27.40s (0)	0.0
5 WARRIORS LEGACY	2	3.9m	2:35.58	56.17s (0)	27.27s (0)	+0.5
7 HOTFOOT IT	3	6.0m	2:35.73	56.49s (1)	27.54s (1)	-4.2
4 STORMYSKYES	4	8.8m	2:35.93	56.16s (0)	27.28s (0)	+0.6
8 POCKET THE CASH	5	8.9m	2:35.94	56.39s (1)	27.43s (1)	-2.7
9 BLUE CHIP ADDA	6	13.8m	2:36.30	56.44s (1)	27.47s (1)	-3.4
6 MEDIEVAL MAN	7	15.2m	2:36.40	56.31s (0)	27.39s (0)	-1.6
3 MIDDLEPAGE	8	29.8m	2:37.45	57.04s (0)	27.92s (0)	-12.0
1 SAX PLAYER	9	53.2m	2:39.14	58.88s (1)	29.43s (1)	-38.4
2 GENERAL JOLT	10	118.3m	2:43.83	60.27s (0)	29.33s (0)	-58.3



Sectionals  
Powered by



**Home of Australian Harness Sectionals**

Get your sectionals delivered to your inbox daily

Check out [www.pjdata.com.au](http://www.pjdata.com.au)

RWWA and provider are not responsible for the completeness or accuracy of any of the information contained herein, and makes no representations about its suitability for any purpose.