









Gloucester Park Race 1 Distance 1730m

Tuesday, 16 February 2021

Gross Time: 2:05.70 MileRate: 1:57.00 LeadTime: 8.30s First Qtr: 30.00s Second Qtr: 28.80s Third Qtr: 28.60s Fourth Qtr: 30.00s

| No Horse | Plc | Margin | Time | 800Time (W) | 400 Time (W) | Finish Position and metres gained from 800m |
|---------------------|-----|--------|---------|-------------|--------------|---|
| 3 JAY ELLE | 1 | 0.0m | 2:05.70 | 57.83s (1) | 29.09s (2) |  +10.6 |
| 2 SOVRANA | 2 | 0.4m | 2:05.73 | 58.63s (0) | 30.03s (0) |  -0.4 |
| 1 PRECOCIOUS LADY | 3 | 5.9m | 2:06.16 | 58.52s (0) | 30.10s (0) |  +1.1 |
| 7 TREACHEROUS TIGER | 4 | 12.0m | 2:06.64 | 59.11s (1) | 30.28s (1) |  -7.0 |
| 4 IMA SOCIALITE | 5 | 14.9m | 2:06.87 | 58.48s (0) | 30.04s (0) |  +1.7 |
| 8 WONDERFUL TO FLY | 6 | 48.7m | 2:09.53 | 62.07s (1) | 33.36s (1) |  -48 |
| 6 RADIANT BAY | 7 | 51.0m | 2:09.71 | 60.77s (1) | 31.30s (0) |  -29.8 |
| 5 SHEZA MIKIMOTO | 8 | 53.0m | 2:09.86 | 60.62s (0) | 31.30s (1) |  -27.8 |



Sectionals
Powered by

Find out about our horse reports

Comprehensive sectional reports on any horse in Australia
Perfect if you are buying, selling or own a StandardBred



50% off
in February

Check us out at www.pjdata.com.au and now on Facebook




RWWA and provider are not responsible for the completeness or accuracy of any of the information contained herein, and makes no representations about its suitability for any purpose.

Gloucester Park Race 2 Distance 1730m

Tuesday, 16 February 2021

Gross Time: 2:07.00 MileRate: 1:58.10 LeadTime: 8.40s First Qtr: 30.40s Second Qtr: 31.70s Third Qtr: 27.90s Fourth Qtr: 28.60s

| No Horse | Plc | Margin | Time | 800Time (W) | 400 Time (W) | Finish Position and metres gained from 800m |
|------------------|-----|--------|---------|-------------|--------------|---|
| 1 DUNAMIS | 1 | 0.0m | 2:07.00 | 56.44s (0) | 28.60s (0) | +0.8 |
| 9 SOHO SANTORINI | 2 | 1.9m | 2:07.14 | 56.30s (2) | 28.14s (2) | +2.9 |
| 3 SPEEDWAGON | 3 | 2.4m | 2:07.18 | 56.67s (1) | 28.69s (1) | -2.4 |
| 2 ALTA MONTEL | 4 | 4.8m | 2:07.36 | 56.47s (0) | 28.59s (0) | +0.4 |
| 6 THE WILDCARD | 5 | 6.3m | 2:07.47 | 56.58s (1) | 28.61s (1) | -1.1 |
| 5 WHOS THE DAD | 6 | 7.9m | 2:07.59 | 56.38s (0) | 28.39s (0) | +1.7 |
| 7 PATH OF GOLD | 7 | 13.9m | 2:08.04 | 56.45s (0) | 28.39s (0) | +0.7 |
| 8 METEOROID | 8 | 19.2m | 2:08.44 | 57.81s (2) | 29.67s (2) | -18.6 |



Sectionals
Powered by

Find out about our horse reports

Comprehensive sectional reports on any horse in Australia
Perfect if you are buying, selling or own a StandardBred

50% off
in February









Check us out at www.pjdata.com.au and now on Facebook

RWWA and provider are not responsible for the completeness or accuracy of any of the information contained herein, and makes no representations about its suitability for any purpose.

Gloucester Park Race 3 Distance 1730m

Tuesday, 16 February 2021

Gross Time: 2:07.10 MileRate: 1:58.30 LeadTime: 8.50s First Qtr: 31.10s Second Qtr: 30.50s Third Qtr: 28.60s Fourth Qtr: 28.40s

| No Horse | Plc | Margin | Time | 800Time (W) | 400 Time (W) | Finish Position and metres gained from 800m |
|----------------------|-----|--------|---------|-------------|--------------|---|
| 3 EXTRAORDINARY MARY | 1 | 0.0m | 2:07.10 | 57.00s (0) | 28.40s (0) |  0.0 |
| 4 BRAMANTE STEPS | 2 | 9.4m | 2:07.80 | 57.00s (1) | 28.22s (1) |  0.0 |
| 1 SHES AN EAGLE | 3 | 15.9m | 2:08.29 | 57.80s (0) | 29.00s (0) |  -11.3 |
| 2 SWEETEST THING | 4 | 22.5m | 2:08.78 | 57.89s (0) | 29.10s (0) |  -11.3 |
| 8 MISS LAUREL LEA | 5 | 27.5m | 2:09.15 | 58.59s (1) | 29.82s (1) |  -22.5 |
| 7 PONZI BEACH | 6 | 27.8m | 2:09.17 | 57.71s (0) | 28.87s (0) |  -10.0 |
| 5 CAPITOL DAWN | 7 | 30.6m | 2:09.38 | 58.15s (1) | 29.33s (1) |  -16.2 |
| 6 BUSHBELLE | 8 | 37.1m | 2:09.87 | 58.28s (1) | 29.30s (1) |  -18.1 |



Sectionals
Powered by

Find out about our horse reports

Comprehensive sectional reports on any horse in Australia
Perfect if you are buying, selling or own a StandardBred



**50% off
in February**

Check us out at www.pjdata.com.au and now on Facebook




RWWA and provider are not responsible for the completeness or accuracy of any of the information contained herein, and makes no representations about its suitability for any purpose.

Gloucester Park Race 4 Distance 1730m

Tuesday, 16 February 2021

Gross Time: 2:06.30 MileRate: 1:57.50 LeadTime: 8.30s First Qtr: 30.50s Second Qtr: 31.00s Third Qtr: 28.40s Fourth Qtr: 28.10s

| No Horse | Plc | Margin | Time | 800Time (W) | 400 Time (W) | Finish Position and metres gained from 800m |
|-------------------|-----|--------|---------|-------------|--------------|---|
| 3 WHATARETHEODDS | 1 | 0.0m | 2:06.30 | 56.19s (1) | 28.10s (1) | +4.4 |
| 7 FLOEWRIER | 2 | 3.1m | 2:06.53 | 56.06s (1) | 27.86s (1) | +6.3 |
| 1 MISTER PICCOLO | 3 | 6.0m | 2:06.74 | 56.53s (0) | 27.88s (0) | -0.4 |
| 2 TOMLOUS JAMBO | 4 | 6.4m | 2:06.77 | 56.21s (0) | 27.54s (1) | +4.2 |
| 6 ELROBERTO | 5 | 29.2m | 2:08.46 | 58.55s (0) | 29.85s (0) | -29.2 |
| 8 THE THIRSTY VET | 6 | 30.9m | 2:08.58 | 57.66s (1) | 29.04s (2) | -16.5 |
| 5 SUNPATRA | 7 | 61.6m | 2:10.85 | 59.25s (0) | 30.03s (0) | -39.2 |



Sectionals
Powered by

Find out about our horse reports

Comprehensive sectional reports on any horse in Australia
Perfect if you are buying, selling or own a StandardBred

50% off
in February

Check us out at www.pjdata.com.au and now on Facebook

RWWA and provider are not responsible for the completeness or accuracy of any of the information contained herein, and makes no representations about its suitability for any purpose.

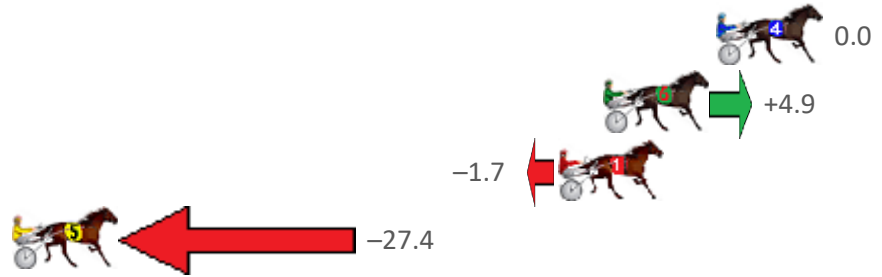
Gloucester Park Race 5 Distance 1730m

Tuesday, 16 February 2021

Gross Time: 2:08.90 MileRate: 1:59.90 LeadTime: 7.50s First Qtr: 32.00s Second Qtr: 31.80s Third Qtr: 28.80s Fourth Qtr: 28.80s

| No Horse | Plc | Margin | Time | 800Time (W) | 400 Time (W) | Finish Position and metres gained from 800m |
|----------|-----|--------|------|-------------|--------------|---|
|----------|-----|--------|------|-------------|--------------|---|

| | | | | | | |
|------------------|---|-------|---------|------------|------------|--|
| 4 VALHALLA MISS | 1 | 0.0m | 2:08.90 | 57.60s (0) | 28.80s (0) | |
| 6 HALF KIDDING | 2 | 4.5m | 2:09.24 | 57.25s (0) | 28.43s (0) | |
| 1 MOTOR ON LILLY | 3 | 6.3m | 2:09.38 | 57.72s (0) | 28.92s (0) | |
| 5 PARADISA | 4 | 41.2m | 2:12.01 | 59.56s (0) | 30.78s (1) | |



Sectionals
Powered by

Find out about our horse reports

Comprehensive sectional reports on any horse in Australia
Perfect if you are buying, selling or own a StandardBred

50% off
in February








Check us out at www.pjdata.com.au and now on Facebook

RWWA and provider are not responsible for the completeness or accuracy of any of the information contained herein, and makes no representations about its suitability for any purpose.

Gloucester Park Race 6 Distance 1730m

Tuesday, 16 February 2021

Gross Time: 2:06.90 MileRate: 1:58.00 LeadTime: 9.40s First Qtr: 30.60s Second Qtr: 31.20s Third Qtr: 28.50s Fourth Qtr: 27.20s

| No Horse | Plc | Margin | Time | 800Time (W) | 400 Time (W) | Finish Position and metres gained from 800m |
|--------------------|-----|--------|---------|-------------|--------------|---|
| 3 ROCK ON TOP | 1 | 0.0m | 2:06.90 | 55.70s (0) | 27.20s (0) |  0.0 |
| 2 DREAM WALKER | 2 | 23.8m | 2:08.60 | 57.02s (0) | 28.46s (0) |  ← -19.0 |
| 4 RELLIM | 3 | 26.0m | 2:08.76 | 57.33s (1) | 28.81s (1) |  ← -23.6 |
| 6 FOLLOW THE MUSIC | 4 | 27.9m | 2:08.90 | 56.90s (1) | 28.46s (1) |  ← -17.3 |
| 5 SEVEN NO TRUMPS | 5 | 29.2m | 2:08.99 | 57.26s (1) | 28.81s (2) |  ← -22.6 |
| 8 THE BEACH MASTER | 6 | 36.3m | 2:09.50 | 57.19s (0) | 28.60s (1) |  ← -21.5 |
| 7 FIRST AIRBORNE | 7 | 77.1m | 2:12.42 | 60.36s (0) | 31.56s (0) |  ← -67.3 |



Sectionals
Powered by

Find out about our horse reports

Comprehensive sectional reports on any horse in Australia
Perfect if you are buying, selling or own a StandardBred



**50% off
in February**

Check us out at www.pjdata.com.au and now on Facebook















RWWA and provider are not responsible for the completeness or accuracy of any of the information contained herein, and makes no representations about its suitability for any purpose.

Gloucester Park Race 7 Distance 2130m

Tuesday, 16 February 2021

Gross Time: 2:32.30 MileRate: 1:55.00 LeadTime: 37.00s First Qtr: 28.80s Second Qtr: 29.50s Third Qtr: 28.70s Fourth Qtr: 28.30s

| No Horse | Plc | Margin | Time | 800Time (W) | 400 Time (W) | | Finish Position and metres gained from 800m |
|----------------------|-----|--------|---------|-------------|--------------|-------|---|
| 5 OTIS | 1 | 0.0m | 2:32.30 | 57.00s (0) | 28.30s (0) | |  0.0 |
| 8 GIVE US A WAVE | 2 | 20.3m | 2:33.81 | 57.35s (2) | 29.04s (3) | -4.9 |  |
| 10 ROCK ON THE BEACH | 3 | 22.3m | 2:33.96 | 57.69s (0) | 28.76s (0) | -9.7 |  |
| 11 SQUINTA | 4 | 24.1m | 2:34.09 | 57.49s (0) | 28.46s (1) | -6.9 |  |
| 4 AMERICAN BULLITT | 5 | 24.7m | 2:34.14 | 58.47s (0) | 29.70s (0) | -20.7 |  |
| 6 ARMA EINSTEIN | 6 | 27.5m | 2:34.34 | 57.52s (1) | 29.14s (3) | -7.3 |  |
| 12 PELIGROSO | 7 | 29.5m | 2:34.49 | 58.30s (2) | 30.05s (1) | -18.3 |  |
| 1 FREYJA | 8 | 29.6m | 2:34.50 | 58.50s (0) | 29.64s (0) | -21.2 |  |
| 3 SOUND WAVE | 9 | 54.8m | 2:36.37 | 60.57s (1) | 31.28s (2) | -50.4 |  |
| 2 SQUEEZEME PLEASEME | 10 | 61.1m | 2:36.84 | 60.69s (1) | 31.39s (1) | -52.1 |  |
| 9 EL CHEMA | 11 | 63.7m | 2:37.04 | 61.50s (1) | 32.16s (1) | -63.5 |  |



Sectionals
Powered by

Find out about our horse reports

Comprehensive sectional reports on any horse in Australia
Perfect if you are buying, selling or own a StandardBred



Check us out at www.pjdata.com.au and now on Facebook
















RWWA and provider are not responsible for the completeness or accuracy of any of the information contained herein, and makes no representations about its suitability for any purpose.

Gloucester Park Race 8 Distance 2536m

Tuesday, 16 February 2021

Gross Time: 3:09.80 MileRate: 2:00.50 LeadTime: 72.00s First Qtr: 31.60s Second Qtr: 30.50s Third Qtr: 27.60s Fourth Qtr: 28.10s

| No Horse | Plc | Margin | Time | 800Time (W) | 400 Time (W) | Finish Position and metres gained from 800m |
|-----------------------|-----|--------|---------|-------------|--------------|--|
| 2 INFATUATION | 1 | 0.0m | 3:09.80 | 55.70s (1) | 28.10s (1) |  0.0 |
| 10 IAM LAMBROS | 2 | 1.4m | 3:09.90 | 55.52s (0) | 27.85s (0) |  +2.6 |
| 3 CAVALRY CALL | 3 | 5.2m | 3:10.18 | 55.76s (1) | 27.90s (1) | -0.8  |
| 1 BURNING RUBBER | 4 | 5.3m | 3:10.19 | 56.07s (0) | 28.46s (0) | -5.3  |
| 11 HEEZ ABOUT TO ROCK | 5 | 8.1m | 3:10.40 | 55.71s (0) | 28.00s (0) | -0.1  |
| 4 BROOKIES JET | 6 | 11.1m | 3:10.62 | 55.86s (1) | 27.98s (1) | -2.3  |
| 8 JESSE ALLWOOD | 7 | 13.2m | 3:10.77 | 55.10s (1) | 27.21s (1) | +8.6  |
| 5 CROCODILE KID | 8 | 13.3m | 3:10.78 | 55.71s (1) | 27.81s (1) | -0.1  |
| 7 BLACK JACK ZAC | 9 | 13.7m | 3:10.81 | 55.43s (1) | 27.52s (1) | +3.9  |
| 12 WATTABOUT RIOLI | 10 | 14.2m | 3:10.85 | 55.84s (0) | 28.09s (0) | -2.0  |
| 6 ALLWOODS ROCKNROL | 11 | 14.9m | 3:10.90 | 55.60s (0) | 27.79s (0) | +1.5  |
| 9 IM BETA THAN GOUDA | 12 | 16.3m | 3:11.00 | 55.40s (0) | 27.56s (0) | +4.3  |



Sectionals
Powered by



Find out about our horse reports

Comprehensive sectional reports on any horse in Australia
Perfect if you are buying, selling or own a StandardBred

50% off
in February

Check us out at www.pjdata.com.au and now on Facebook




RWWA and provider are not responsible for the completeness or accuracy of any of the information contained herein, and makes no representations about its suitability for any purpose.

Gloucester Park Race 9 Distance 2130m

Tuesday, 16 February 2021

Gross Time: 2:36.10 MileRate: 1:57.90 LeadTime: 37.50s First Qtr: 31.20s Second Qtr: 30.40s Third Qtr: 29.00s Fourth Qtr: 28.00s

| No Horse | Plc | Margin | Time | 800Time (W) | 400 Time (W) | Finish Position and metres gained from 800m |
|------------------------|-----|--------|---------|-------------|--------------|---|
| 6 POISED TO POUNCE | 1 | 0.0m | 2:36.10 | 57.00s (0) | 28.00s (0) | 0.0 |
| 2 FRANCO HAMMOND | 2 | 6.0m | 2:36.54 | 57.13s (0) | 28.08s (0) | -1.8 |
| 10 HASTA LAVISTA | 3 | 8.5m | 2:36.73 | 56.72s (0) | 27.59s (0) | +3.9 |
| 3 CARRAMAR PHILEMON | 4 | 15.3m | 2:37.23 | 56.94s (1) | 27.77s (2) | +0.9 |
| 1 MISSION GLORY | 5 | 15.8m | 2:37.26 | 57.52s (0) | 28.40s (0) | -7.4 |
| 11 ROCK IN THE BOX | 6 | 17.7m | 2:37.40 | 57.84s (1) | 28.63s (1) | -11.9 |
| 7 CHANGING OF THE GUAR | 7 | 19.1m | 2:37.51 | 56.91s (1) | 27.71s (1) | +1.3 |
| 5 TEPELO STAR | 8 | 20.5m | 2:37.61 | 56.92s (0) | 27.76s (0) | +1.1 |
| 12 HEEZ A MASTERPIECE | 9 | 20.8m | 2:37.63 | 57.27s (0) | 28.10s (0) | -3.8 |
| 4 BET A BEE EASY | 10 | 43.8m | 2:39.32 | 59.25s (1) | 30.00s (1) | -31.8 |
| 8 ROCKY THE OUTLAW | 11 | 47.0m | 2:39.56 | 58.87s (2) | 29.36s (1) | -26.4 |



Sectionals
Powered by

Find out about our horse reports

Comprehensive sectional reports on any horse in Australia
Perfect if you are buying, selling or own a StandardBred

50% off
in February








Check us out at www.pjdata.com.au and now on Facebook

RWWA and provider are not responsible for the completeness or accuracy of any of the information contained herein, and makes no representations about its suitability for any purpose.

Gloucester Park Race 10 Distance 2130m

Tuesday, 16 February 2021

Gross Time: 2:33.70 MileRate: 1:56.20 LeadTime: 39.00s First Qtr: 30.30s Second Qtr: 29.00s Third Qtr: 27.30s Fourth Qtr: 28.10s

| No Horse | Plc | Margin | Time | 800Time (W) | 400 Time (W) | Finish Position and metres gained from 800m |
|--------------------|-----|--------|---------|-------------|--------------|---|
| 4 TYPHOON BANNER | 1 | 0.0m | 2:33.70 | 55.40s (0) | 28.10s (0) |  0.0 |
| 7 WITHOUTHETUH | 2 | 5.0m | 2:34.07 | 55.43s (1) | 28.00s (1) | -0.4  |
| 6 EUPHORIA | 3 | 7.1m | 2:34.22 | 55.89s (1) | 28.46s (1) | -7.1  |
| 2 IM LOKI | 4 | 17.1m | 2:34.96 | 56.29s (0) | 28.64s (0) | -12.9  |
| 5 RAGING ROMEO | 5 | 23.2m | 2:35.41 | 56.34s (0) | 28.77s (1) | -13.6  |
| 3 BETTYS LASS | 6 | 120.7m | 2:42.61 | 61.44s (0) | 32.69s (0) | -88  |
| 1 COURAGEOUS DISCO | 7 | 139.1m | 2:43.97 | 60.16s (0) | 31.53s (0) | -69.1  |



Sectionals
Powered by

Find out about our horse reports

Comprehensive sectional reports on any horse in Australia
Perfect if you are buying, selling or own a StandardBred



50% off
in February

Check us out at www.pjdata.com.au and now on Facebook




RWWA and provider are not responsible for the completeness or accuracy of any of the information contained herein, and makes no representations about its suitability for any purpose.

Gloucester Park Race 11 Distance 2130m

Tuesday, 16 February 2021

Gross Time: 2:38.40 MileRate: 1:59.70 LeadTime: 40.70s First Qtr: 31.60s Second Qtr: 29.50s Third Qtr: 28.80s Fourth Qtr: 27.80s

| No Horse | Plc | Margin | Time | 800Time (W) | 400 Time (W) | Finish Position and metres gained from 800m |
|----------------------|-----|--------|---------|-------------|--------------|---|
| 1 ZOZO MA GOGO | 1 | 0.0m | 2:38.40 | 56.60s (0) | 27.80s (0) | 0.0 |
| 4 PHAR FROM KALAHARI | 2 | 0.4m | 2:38.43 | 56.40s (1) | 27.63s (1) | +2.8 |
| 6 NEWSLETTER | 3 | 4.8m | 2:38.75 | 56.40s (1) | 27.65s (1) | +2.8 |
| 2 GOOD DAY SUNSHINE | 4 | 6.5m | 2:38.88 | 56.73s (0) | 27.78s (0) | -1.9 |
| 9 STAR OF THE CLASS | 5 | 12.0m | 2:39.28 | 55.92s (1) | 27.03s (2) | +9.6 |
| 5 ELLEKER HANOVER | 6 | 14.4m | 2:39.45 | 56.77s (1) | 27.90s (1) | -2.4 |
| 3 BATAVIA SILVERLINE | 7 | 22.5m | 2:40.04 | 57.56s (0) | 28.04s (0) | -10.3 |
| 7 JESSIE JOAN | 8 | 26.9m | 2:40.37 | 57.32s (1) | 28.12s (1) | -10.3 |
| 8 AY JAYS DREAM | 9 | 38.2m | 2:41.19 | 58.34s (0) | 28.30s (0) | -24.8 |



Sectionals
Powered by

Find out about our horse reports

Comprehensive sectional reports on any horse in Australia
Perfect if you are buying, selling or own a StandardBred

**50% off
in February**

Check us out at www.pjdata.com.au and now on Facebook

RWWA and provider are not responsible for the completeness or accuracy of any of the information contained herein, and makes no representations about its suitability for any purpose.

Gloucester Park Race 12 Distance 2130m

Tuesday, 16 February 2021

Gross Time: 2:39.50 MileRate: 2:00.50 LeadTime: 38.70s First Qtr: 32.80s Second Qtr: 30.70s Third Qtr: 28.90s Fourth Qtr: 28.40s

| No Horse | Plc | Margin | Time | 800Time (W) | 400 Time (W) | Finish Position and metres gained from 800m |
|---------------------|-----|--------|---------|-------------|--------------|---|
| 8 APOLOGIZE | 1 | 0.0m | 2:39.50 | 56.79s (1) | 27.95s (1) | +7.2 |
| 1 SIR SID | 2 | 0.4m | 2:39.53 | 57.33s (0) | 28.43s (0) | -0.4 |
| 5 SAMS MY BOY | 3 | 7.3m | 2:40.04 | 57.15s (0) | 28.21s (0) | +2.1 |
| 9 ROCKNONHEAVENSDO | 4 | 9.4m | 2:40.20 | 56.77s (1) | 27.86s (1) | +7.4 |
| 3 CHASE THE FEELING | 5 | 13.5m | 2:40.51 | 57.29s (0) | 28.35s (0) | +0.1 |
| 4 CALL TO ARMS | 6 | 15.2m | 2:40.63 | 58.17s (1) | 29.33s (1) | -12.2 |
| 2 SUNNY MACH | 7 | 17.4m | 2:40.80 | 58.20s (0) | 29.25s (0) | -12.6 |
| 7 CYBER STORM | 8 | 21.8m | 2:41.13 | 57.98s (1) | 29.06s (1) | -9.6 |
| 6 CHOPPING BLOCK | 9 | 23.3m | 2:41.24 | 57.62s (0) | 28.58s (0) | -4.5 |



Sectionals
Powered by

Find out about our horse reports

Comprehensive sectional reports on any horse in Australia
Perfect if you are buying, selling or own a StandardBred

50% off
in February

Check us out at www.pjdata.com.au and now on Facebook

RWWA and provider are not responsible for the completeness or accuracy of any of the information contained herein, and makes no representations about its suitability for any purpose.