













Gloucester Park Race 1 Distance 2536m

Friday, 15 October 2021

Gross Time: 3:07.50 MileRate: 1:59.00 LeadTime: 68.40s First Qtr: 31.80s Second Qtr: 30.40s Third Qtr: 27.90s Fourth Qtr: 29.00s

No Horse	Plc	Margin	Time	800Time (W)	400 Time (W)	Finish Position and metres gained from 800m
6 DOC HOLLIDAY	1	0.0m	3:07.50	56.86s (1)	29.00s (1)	 +0.6
3 ZAZU	2	1.5m	3:07.61	57.01s (0)	29.08s (0)	 -1.5
7 THE WATCH MAKER	3	2.1m	3:07.66	55.58s (1)	28.40s (1)	 +13.7
4 JUST WING IT	4	3.3m	3:07.75	56.78s (1)	28.81s (1)	 +1.7
9 LEOSABI	5	4.5m	3:07.84	55.42s (1)	28.29s (2)	 +20.9
5 MACHNIFICENT	6	7.3m	3:08.06	56.26s (2)	29.41s (2)	 +9.1
1 ILLAWONG MUSTANG	7	8.8m	3:08.17	57.23s (0)	29.17s (0)	 -4.6
12 SAGANO	8	15.7m	3:08.69	57.06s (1)	28.76s (1)	 -2.3
10 SIDSTREPO	9	19.5m	3:08.98	57.70s (0)	29.64s (0)	 -11.3
11 MANOFTHEPEOPLE	10	21.2m	3:09.11	57.51s (0)	29.22s (0)	 -8.6
2 LA SULEIMAN	11	25.2m	3:09.42	58.03s (1)	29.75s (1)	 -16.0
8 CAULONIA ARTY	12	48.7m	3:11.21	59.16s (0)	30.52s (0)	 -31.9



Sectionals
Powered by



Home of Australian Harness Sectionals

PJ HARNESS ANALYSER

+ RAW DATA + HORSE REPORTS + FREE FRIDAY FACEBOOK TIP

www.pjdata.com.au | admin@pjdata.com.au | www.facebook.com/PJHarnessRacing















RWWA and provider are not responsible for the completeness or accuracy of any of the information contained herein, and makes no representations about its suitability for any purpose.

Gloucester Park Race 2 Distance 2130m

Friday, 15 October 2021

Gross Time: 2:34.70 MileRate: 1:56.90 LeadTime: 36.90s First Qtr: 31.00s Second Qtr: 30.00s Third Qtr: 27.90s Fourth Qtr: 28.90s

No Horse	Plc	Margin	Time	800Time (W)	400 Time (W)	Finish Position and metres gained from 800m
5 ALTA INTRIGUE	1	0.0m	2:34.70	56.56s (1)	28.77s (1)	 +3.4
2 SHADOW ROLL	2	0.2m	2:34.72	56.81s (0)	28.91s (0)	 -0.2
4 VIVERE DAMORE	3	4.4m	2:35.03	56.57s (1)	28.60s (1)	 +3.2
12 ALTA RHETT	4	6.2m	2:35.17	56.08s (1)	27.98s (2)	 +10.2
1 ROCKNROLL WHITBY	5	7.1m	2:35.24	56.99s (0)	28.88s (0)	 -2.7
7 EUPHORIA	6	7.2m	2:35.25	56.35s (2)	28.58s (2)	 +6.4
10 ALLWOODS ROCKNROL	7	8.6m	2:35.35	56.81s (0)	28.66s (0)	 -0.2
11 BETTOR BE LIVELY	8	9.2m	2:35.40	56.62s (1)	28.50s (1)	 +2.6
9 ROMAN ART	9	9.4m	2:35.41	55.97s (1)	27.87s (2)	 +11.8
8 DOUBLE EXPRESSO	10	9.7m	2:35.44	56.96s (2)	29.24s (2)	 -2.3
6 THE KRAKEN	11	16.1m	2:35.92	56.76s (0)	28.22s (1)	 +0.5
3 MAKOCZAR	12	116.7m	2:43.55	64.16s (0)	35.72s (0)	 -104.



Sectionals
Powered by



Home of Australian Harness Sectionals

PJ HARNESS ANALYSER

+ RAW DATA + HORSE REPORTS + FREE FRIDAY FACEBOOK TIP

www.pjdata.com.au | admin@pjdata.com.au | www.facebook.com/PJHarnessRacing



RWWA and provider are not responsible for the completeness or accuracy of any of the information contained herein, and makes no representations about its suitability for any purpose.

Gloucester Park Race 3 Distance 2130m

Friday, 15 October 2021

Gross Time: 2:32.40 MileRate: 1:55.20 LeadTime: 35.10s First Qtr: 30.80s Second Qtr: 29.30s Third Qtr: 28.70s Fourth Qtr: 28.50s

No Horse	Plc	Margin	Time	800Time (W)	400 Time (W)	Finish Position and metres gained from 800m
8 BORN TO BOOGIE	1	0.0m	2:32.40	56.40s (2)	28.34s (2)	+11.2
10 TYPHOON BANNER	2	8.4m	2:33.03	57.11s (0)	28.40s (0)	+1.2
7 MANDY JOAN	3	19.3m	2:33.84	57.32s (2)	29.34s (2)	-1.7
11 WHOSWHOINTHEZOO	4	21.4m	2:34.00	57.74s (0)	29.02s (0)	-7.6
4 ROCKABALL	5	22.1m	2:34.05	58.77s (0)	30.07s (0)	-22.1
2 JESSE ALLWOOD	6	23.3m	2:34.14	58.10s (1)	29.22s (1)	-13.7
6 BETTORSTARTDREAMIN	7	28.7m	2:34.55	59.07s (1)	30.26s (1)	-26.3
9 HAS NO FEAR	8	28.8m	2:34.56	57.94s (0)	29.28s (1)	-10.4
5 TRIROYALE BRIGADE	9	31.1m	2:34.73	58.34s (1)	29.74s (2)	-16.1
1 ANOTHER VINNIE	10	31.5m	2:34.76	59.06s (0)	30.34s (0)	-26.1
3 BETTORGRINANBARIT	11	39.5m	2:35.36	59.55s (1)	30.66s (1)	-33.1



Sectionals
Powered by



Home of Australian Harness Sectionals

PJ HARNESS ANALYSER

+ RAW DATA + HORSE REPORTS + FREE FRIDAY FACEBOOK TIP

www.pjdata.com.au | admin@pjdata.com.au | www.facebook.com/PJHarnessRacing



RWWA and provider are not responsible for the completeness or accuracy of any of the information contained herein, and makes no representations about its suitability for any purpose.

Gloucester Park Race 4 Distance 2536m

Friday, 15 October 2021

Gross Time: 3:07.00 MileRate: 1:58.70 LeadTime: 69.90s First Qtr: 30.90s Second Qtr: 29.60s Third Qtr: 28.30s Fourth Qtr: 28.30s

No Horse	Plc	Margin	Time	800Time (W)	400 Time (W)	Finish Position and metres gained from 800m
1 WHATABRO	1	0.0m	3:07.00	56.60s (0)	28.30s (0)	0.0
12 JASPERVELLABEACH	2	5.0m	3:07.37	56.90s (1)	28.53s (1)	-4.2
3 QUEEN SHENANDOAH	3	10.6m	3:07.79	56.43s (1)	27.99s (1)	+2.4
6 TYLER BRETT	4	11.0m	3:07.82	57.04s (1)	28.62s (1)	-6.2
10 SALEAHS COMAND	5	13.1m	3:07.97	57.20s (0)	28.87s (0)	-8.5
4 QTOWN RIP ROARING	6	13.5m	3:08.00	56.64s (0)	28.17s (0)	-0.5
2 VESPA	7	15.2m	3:08.13	57.04s (1)	28.61s (1)	-6.2
7 INFATUATION	8	15.9m	3:08.18	56.49s (1)	28.05s (1)	+1.5
9 WALSH	9	18.6m	3:08.38	56.39s (1)	27.89s (1)	+3.0
5 PIERRE WHITBY	10	19.3m	3:08.44	56.41s (0)	27.80s (0)	+2.7
8 JOE WITH THE FLOW	11	19.7m	3:08.46	56.76s (0)	28.25s (0)	-2.3
11 MAESTRO BELLINI	12	23.6m	3:08.75	57.64s (0)	29.20s (0)	-13.0



Sectionals
Powered by



Home of Australian Harness Sectionals
PJ HARNESS ANALYSER

+ RAW DATA + HORSE REPORTS + FREE FRIDAY FACEBOOK TIP











www.pjdata.com.au | admin@pjdata.com.au | www.facebook.com/PJHarnessRacing

RWWA and provider are not responsible for the completeness or accuracy of any of the information contained herein, and makes no representations about its suitability for any purpose.

Gloucester Park Race 5 Distance 1730m

Friday, 15 October 2021

Gross Time: 2:01.80 MileRate: 1:53.30 LeadTime: 7.60s First Qtr: 28.90s Second Qtr: 29.10s Third Qtr: 27.70s Fourth Qtr: 28.50s

No Horse	Plc	Margin	Time	800Time (W)	400 Time (W)	Finish Position and metres gained from 800m
7 HURRICANE HARLEY	1	0.0m	2:01.80	55.91s (1)	28.15s (1)	 +4.2
4 BABYFACE ADDA	2	1.4m	2:01.90	55.67s (0)	27.93s (0)	 +7.6
1 PERFECT MAJOR	3	1.6m	2:01.92	56.31s (1)	28.54s (1)	 -1.6
2 AS HAPPY AS LARRY	4	6.3m	2:02.27	56.32s (0)	28.59s (0)	 -1.7
5 IDEAL LINER	5	6.9m	2:02.32	55.75s (0)	28.00s (0)	 +6.5
6 VAMPIRO	6	9.7m	2:02.53	56.88s (0)	29.19s (0)	 -9.7
3 MEDIEVAL MAN	7	14.0m	2:02.85	56.59s (1)	28.77s (1)	 -5.6
8 THATS PERFECT	8	28.9m	2:03.96	57.31s (1)	29.31s (1)	 -15.9



Sectionals
Powered by



Home of Australian Harness Sectionals

PJ HARNESS ANALYSER

+ RAW DATA + HORSE REPORTS + FREE FRIDAY FACEBOOK TIP



www.pjdata.com.au | admin@pjdata.com.au | www.facebook.com/PJHarnessRacing

RWWA and provider are not responsible for the completeness or accuracy of any of the information contained herein, and makes no representations about its suitability for any purpose.

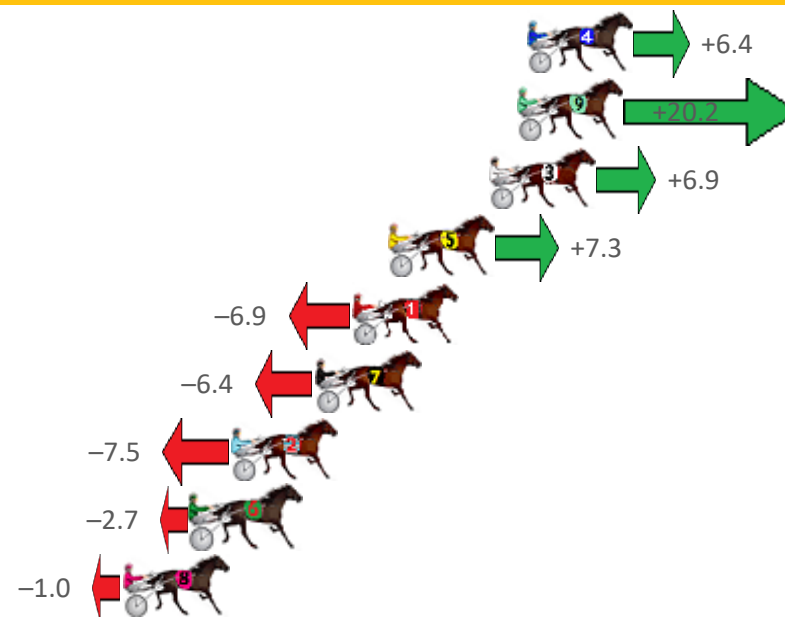
Gloucester Park Race 6 Distance 2130m

Friday, 15 October 2021

Gross Time: 2:35.90 MileRate: 1:57.80 LeadTime: 38.40s First Qtr: 30.00s Second Qtr: 29.80s Third Qtr: 28.40s Fourth Qtr: 29.30s

No Horse	Plc	Margin	Time	800Time (W)	400 Time (W)
4 DELIGHTFULL	1	0.0m	2:35.90	57.24s (1)	28.69s (1)
9 SAVVY BROMAC	2	0.4m	2:35.93	56.25s (1)	27.55s (1)
3 MY SWEET DEAL	3	1.5m	2:36.02	57.21s (0)	28.77s (0)
5 DIAMOND DOVE	4	5.5m	2:36.32	57.18s (0)	28.72s (0)
1 WEEWAH	5	6.9m	2:36.43	58.19s (0)	29.80s (0)
7 ALTA LOUISA	6	8.4m	2:36.55	58.16s (1)	29.75s (1)
2 STAR OF THE CLASS	7	11.7m	2:36.80	58.24s (0)	29.83s (0)
6 C C CHEVRON	8	13.3m	2:36.92	57.89s (1)	29.26s (1)
8 TIFFANY ROSE	9	16.0m	2:37.13	57.77s (1)	29.05s (1)

Finish Position and metres gained from 800m



Sectionals
Powered by



Home of Australian Harness Sectionals

PJ HARNESS ANALYSER

+ RAW DATA + HORSE REPORTS + FREE FRIDAY FACEBOOK TIP















www.pjdata.com.au | admin@pjdata.com.au | www.facebook.com/PJHarnessRacing

RWWA and provider are not responsible for the completeness or accuracy of any of the information contained herein, and makes no representations about its suitability for any purpose.

Gloucester Park Race 7 Distance 2130m

Friday, 15 October 2021

Gross Time: 2:33.60 MileRate: 1:56.00 LeadTime: 35.60s First Qtr: 30.80s Second Qtr: 31.30s Third Qtr: 28.10s Fourth Qtr: 27.80s

No Horse	Plc	Margin	Time	800Time (W)	400 Time (W)	Finish Position and metres gained from 800m
3 IDEAL AGENT	1	0.0m	2:33.60	55.90s (0)	27.80s (0)	 0.0
5 TRINITY BROMAC	2	24.6m	2:35.40	56.76s (0)	28.17s (0)	 -17.4
10 THEJEWELINHEREYE	3	25.6m	2:35.47	57.11s (0)	28.52s (1)	 -17.4
6 DOMINATE THE DOJO	4	30.4m	2:35.82	56.87s (0)	28.20s (0)	 -14.0
9 MAKE IT QUICK	5	31.8m	2:35.92	56.87s (1)	28.35s (1)	 -14.0
1 LIBBA RACY	6	34.8m	2:36.14	58.03s (0)	29.40s (0)	 -31
12 ARMA INDIE	7	36.2m	2:36.25	57.50s (1)	28.63s (4)	 -23.0
8 ZOZO MA GOGO	8	46.1m	2:36.97	57.66s (0)	28.86s (0)	 -25.3
4 DEEORSE	9	50.6m	2:37.30	57.83s (1)	29.24s (1)	 -27.8
7 FREE TO AIR	10	55.1m	2:37.63	57.96s (0)	29.19s (1)	 -29.7
11 BURNING RUBBER	11	59.9m	2:37.98	59.46s (1)	30.50s (3)	 -51.3
2 ITSNOTOVA	12	64.9m	2:38.34	60.10s (1)	30.97s (2)	 -60.5



Sectionals
Powered by



Home of Australian Harness Sectionals

PJ HARNESS ANALYSER

+ RAW DATA + HORSE REPORTS + FREE FRIDAY FACEBOOK TIP

www.pjdata.com.au | admin@pjdata.com.au | www.facebook.com/PJHarnessRacing



RWWA and provider are not responsible for the completeness or accuracy of any of the information contained herein, and makes no representations about its suitability for any purpose.

Gloucester Park Race 8 Distance 2536m

Friday, 15 October 2021

Gross Time: 3:04.40 MileRate: 1:57.00 LeadTime: 68.00s First Qtr: 30.00s Second Qtr: 28.90s Third Qtr: 28.50s Fourth Qtr: 29.00s

No Horse	Plc	Margin	Time	800Time (W)	400 Time (W)	Finish Position and metres gained from 800m
6 DONT BOTHER ME NON	1	0.0m	3:04.40	57.46s (1)	28.96s (1)	+0.6
4 STAMFORD	2	4.2m	3:04.72	57.80s (0)	29.30s (0)	-4.2
7 OTIS	3	5.2m	3:04.80	57.19s (1)	28.64s (2)	+4.4
2 UNCONDITIONAL	4	8.2m	3:05.02	57.74s (0)	29.14s (0)	-3.4
3 AMERICAN BULLITT	5	9.4m	3:05.12	57.19s (0)	28.57s (0)	+4.4
5 DOMINUS FACTUM	6	15.5m	3:05.58	58.25s (1)	29.66s (1)	-10.5
1 BURGHLEY SHARD	7	21.6m	3:06.04	58.40s (0)	29.78s (0)	-12.6



Sectionals
Powered by



Home of Australian Harness Sectionals

PJ HARNESS ANALYSER

+ RAW DATA + HORSE REPORTS + FREE FRIDAY FACEBOOK TIP



www.pjdata.com.au | admin@pjdata.com.au | www.facebook.com/PJHarnessRacing

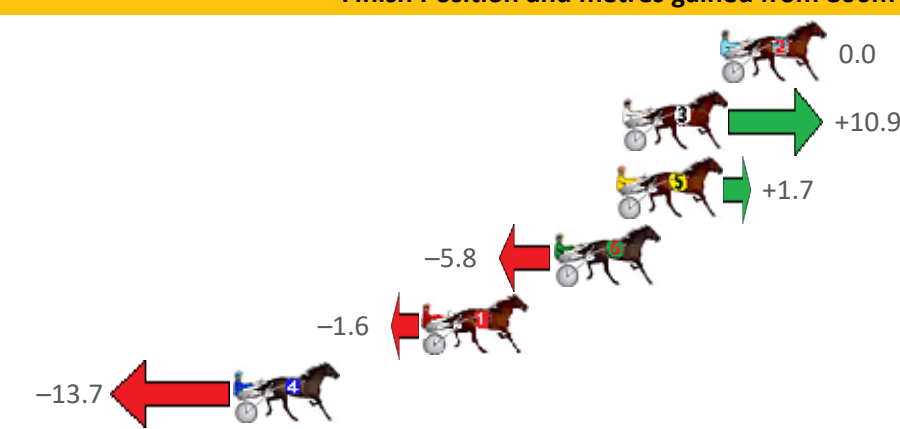
RWWA and provider are not responsible for the completeness or accuracy of any of the information contained herein, and makes no representations about its suitability for any purpose.

Gloucester Park Race 9 Distance 2130m

Friday, 15 October 2021

Gross Time: 2:33.90 MileRate: 1:56.20 LeadTime: 36.90s First Qtr: 31.90s Second Qtr: 29.40s Third Qtr: 27.60s Fourth Qtr: 28.10s

No Horse	Plc	Margin	Time	800Time (W)	400 Time (W)	Finish Position and metres gained from 800m
2 MIRACLE MOOSE	1	0.0m	2:33.90	55.70s (0)	28.10s (0)	0.0
3 MY CARBON COPY	2	3.9m	2:34.19	54.95s (0)	27.16s (1)	+10.9
5 BOOM TIME	3	4.1m	2:34.20	55.58s (1)	27.87s (1)	+1.7
6 ALTA BLUES	4	6.6m	2:34.39	56.10s (1)	28.39s (1)	-5.8
1 ROCK ME OVER	5	11.8m	2:34.77	55.81s (0)	28.00s (0)	-1.6
4 THEREUGO	6	19.3m	2:35.33	56.65s (0)	28.88s (0)	-13.7



Sectionals
Powered by



Home of Australian Harness Sectionals

PJ HARNESS ANALYSER

+ RAW DATA + HORSE REPORTS + FREE FRIDAY FACEBOOK TIP












www.pjdata.com.au | admin@pjdata.com.au | www.facebook.com/PJHarnessRacing

RWWA and provider are not responsible for the completeness or accuracy of any of the information contained herein, and makes no representations about its suitability for any purpose.

Gloucester Park Race 10 Distance 2130m

Friday, 15 October 2021

Gross Time: 2:38.70 MileRate: 1:59.90 LeadTime: 39.40s First Qtr: 31.80s Second Qtr: 30.70s Third Qtr: 28.60s Fourth Qtr: 28.20s

No Horse	Plc	Margin	Time	800Time (W)	400 Time (W)	Finish Position and metres gained from 800m
4 JAY ELLE	1	0.0m	2:38.70	56.45s (1)	27.79s (1)	 +5.0
1 CATCH THE RED EYE	2	1.1m	2:38.78	56.57s (0)	27.88s (0)	 +3.3
3 FOLLOW THE ARK	3	1.6m	2:38.82	56.24s (1)	27.57s (1)	 +8.0
5 SEE THE WORLD	4	7.0m	2:39.22	56.67s (0)	27.92s (0)	 +1.8
7 BONSTAR	5	7.1m	2:39.23	56.37s (0)	27.62s (1)	 +6.1
6 FREE WHEELING	6	8.2m	2:39.31	56.38s (1)	27.71s (2)	 +6.0
9 VALHALLA MISS	7	10.1m	2:39.45	56.16s (1)	27.48s (0)	 +9.1
2 THE HOPE DIAMOND	8	10.5m	2:39.48	57.54s (0)	28.94s (0)	 -10.5
8 IN THE SPOTLIGHT	9	12.1m	2:39.60	57.60s (1)	28.96s (1)	 -11.3



Sectionals
Powered by



Home of Australian Harness Sectionals

PJ HARNESS ANALYSER

+ RAW DATA + HORSE REPORTS + FREE FRIDAY FACEBOOK TIP



www.pjdata.com.au | admin@pjdata.com.au | www.facebook.com/PJHarnessRacing

RWWA and provider are not responsible for the completeness or accuracy of any of the information contained herein, and makes no representations about its suitability for any purpose.