










Gloucester Park Race 1 Distance 2130m

Tuesday, 15 September 2020

Gross Time: 2:38.40 MileRate: 1:59.70 LeadTime: 38.40s First Qtr: 31.80s Second Qtr: 29.90s Third Qtr: 28.60s Fourth Qtr: 29.70s

No Horse	Plc	Margin	Time	800Time (W)	400 Time (W)	Finish Position and metres gained from 800m
2 SHOW YOU THE STARS	1	0.0m	2:38.40	58.30s (0)	29.70s (0)	 0.0
8 ZOZO MA GOGO	2	1.1m	2:38.49	58.19s (1)	29.38s (1)	 +1.5
1 CHEAP THRILLZ	3	1.7m	2:38.53	58.09s (0)	29.43s (0)	 +2.9
5 IDEAL CHARM	4	2.2m	2:38.57	57.97s (1)	29.32s (2)	 +4.6
3 ELLEKER HANOVER	5	5.4m	2:38.82	58.04s (0)	29.23s (0)	 +3.6
7 WISEDRAW	6	6.0m	2:38.87	57.60s (1)	28.65s (2)	 +9.6
9 FUN MAGIC TRIX	7	6.6m	2:38.91	57.97s (1)	28.95s (1)	 +4.6
6 NIGHTWATCH STAR	8	9.3m	2:39.12	57.67s (0)	28.50s (0)	 +8.7
4 ARMA VEYRON	9	11.6m	2:39.30	58.16s (0)	29.08s (0)	 +2.0



Sectionals
Powered by



Home of Australian Harness Sectionals

Get your sectionals delivered to your inbox daily

Check out www.pjdata.com.au











RWWA and provider are not responsible for the completeness or accuracy of any of the information contained herein, and makes no representations about its suitability for any purpose.

Gloucester Park Race 2 Distance 2130m

Tuesday, 15 September 2020

Gross Time: 2:37.80 MileRate: 1:59.20 LeadTime: 38.90s First Qtr: 31.10s Second Qtr: 29.90s Third Qtr: 29.40s Fourth Qtr: 28.50s

No Horse	Plc	Margin	Time	800Time (W)	400 Time (W)	Finish Position and metres gained from 800m
1 HURRICANETOM	1	0.0m	2:37.80	57.90s (0)	28.50s (0)	 0.0
8 ROCKINTHEBOX	2	7.4m	2:38.35	57.64s (1)	28.50s (1)	 +3.6
3 LA SULEIMAN	3	8.0m	2:38.40	57.84s (0)	28.39s (0)	 +0.8
2 CHETAK	4	11.4m	2:38.65	58.39s (0)	28.95s (0)	-6.8 
5 TINSELTOWN	5	12.0m	2:38.70	58.30s (1)	29.15s (1)	-5.6 
9 WELL AND TRULY	6	14.7m	2:38.90	57.86s (1)	28.69s (1)	 +0.5
6 COUNT MATAI	7	30.2m	2:40.06	59.07s (0)	29.65s (0)	 -16.2
4 THE LIGHTNING STRIKE	8	133.6m	2:47.80	62.48s (0)	31.59s (0)	 -63.6



Sectionals
Powered by



Home of Australian Harness Sectionals

Get your sectionals delivered to your inbox daily

Check out www.pjdata.com.au




RWWA and provider are not responsible for the completeness or accuracy of any of the information contained herein, and makes no representations about its suitability for any purpose.

Gloucester Park Race 3 Distance 2130m

Tuesday, 15 September 2020

Gross Time: 2:38.20 MileRate: 1:59.50 LeadTime: 39.10s First Qtr: 31.80s Second Qtr: 30.50s Third Qtr: 28.40s Fourth Qtr: 28.40s

No Horse	Plc	Margin	Time	800Time (W)	400 Time (W)
1 JILLIBY JAKE	1	0.0m	2:38.20	56.80s (0)	28.40s (0)
2 CARRAMAR PHILEMON	2	5.3m	2:38.60	56.88s (0)	28.44s (0)
3 EXTRADITE	3	5.6m	2:38.62	56.59s (0)	28.15s (0)
7 SIGHTSEEING ANVIL	4	9.4m	2:38.90	56.35s (1)	28.72s (2)
5 MACHRIE	5	12.3m	2:39.12	56.76s (0)	28.31s (0)
9 SUNROSE VILLAGE	6	13.6m	2:39.21	57.53s (1)	29.01s (1)
4 CHARLIE EL	7	13.8m	2:39.23	56.96s (1)	28.58s (2)
6 TANAKA EAGLE	8	15.4m	2:39.35	57.36s (1)	28.64s (1)
8 CARUBA	9	16.0m	2:39.39	56.70s (0)	28.20s (0)



Sectionals
Powered by



Home of Australian Harness Sectionals

Get your sectionals delivered to your inbox daily

Check out www.pjdata.com.au













RWWA and provider are not responsible for the completeness or accuracy of any of the information contained herein, and makes no representations about its suitability for any purpose.

Gloucester Park Race 4 Distance 2130m

Tuesday, 15 September 2020

Gross Time: 2:38.70 MileRate: 1:59.90 LeadTime: 39.30s First Qtr: 32.10s Second Qtr: 30.40s Third Qtr: 29.00s Fourth Qtr: 27.90s

No Horse	Plc	Margin	Time	800Time (W)	400 Time (W)	Finish Position and metres gained from 800m	
1 CAMLUCK KING	1	0.0m	2:38.70	56.90s (0)	27.90s (0)		 0.0
8 MANHATTAN BILLY	2	16.8m	2:39.93	57.75s (0)	28.61s (0)	-12.0	
3 BEACH SKIPPER	3	17.2m	2:39.96	57.93s (1)	28.87s (1)	-14.6	
5 IM THOR	4	19.1m	2:40.10	57.47s (1)	28.59s (3)	-8.1	
4 FRANCO HAMMOND	5	20.1m	2:40.17	57.84s (1)	28.88s (2)	-13.3	
10 FLYNSCOTSMAN	6	21.7m	2:40.29	57.76s (0)	28.70s (1)	-12.1	
2 TEPELO STAR	7	22.4m	2:40.34	57.49s (0)	28.43s (0)	-8.4	
6 DWAYNE	8	26.2m	2:40.62	57.45s (0)	28.40s (0)	-8.2	
9 WESTERN DROVER	9	26.6m	2:40.65	57.71s (1)	28.79s (2)	-11.4	
7 LUCKY SENSATION	10	45.0m	2:42.00	58.71s (1)	30.05s (3)	-25.6	



Sectionals
Powered by



Home of Australian Harness Sectionals

Get your sectionals delivered to your inbox daily

Check out www.pjdata.com.au



Gloucester Park Race 5 Distance 2130m

Tuesday, 15 September 2020

Gross Time: 2:35.40 MileRate: 1:57.40 LeadTime: 37.10s First Qtr: 30.60s Second Qtr: 30.00s Third Qtr: 28.30s Fourth Qtr: 29.40s

No Horse	Plc	Margin	Time	800Time (W)	400 Time (W)	Finish Position and metres gained from 800m
1 C C CHEVRON	1	0.0m	2:35.40	57.70s (0)	29.40s (0)	0.0
5 GALANTE	2	0.4m	2:35.43	57.53s (1)	29.21s (1)	+2.4
2 IM JOHNNY JET	3	6.7m	2:35.92	57.86s (0)	29.52s (0)	-2.3
6 CHANGE OF ADDRESS	4	12.2m	2:36.34	57.97s (0)	29.59s (0)	-3.8
3 SOME COPPER BEACH	5	16.9m	2:36.70	58.41s (1)	30.11s (2)	-9.9
4 ANOTHER SNAG	6	19.1m	2:36.87	58.27s (1)	29.95s (1)	-7.9
8 CLARENDEN HUSTLER	7	23.0m	2:37.17	58.36s (2)	30.03s (3)	-9.2
7 CAVEMAN	8	26.5m	2:37.44	59.04s (2)	30.62s (3)	-18.7



Sectionals
Powered by



Home of Australian Harness Sectionals

Get your sectionals delivered to your inbox daily

Check out www.pjdata.com.au



Gloucester Park Race 6 Distance 2130m

Tuesday, 15 September 2020

Gross Time: 2:38.50 MileRate: 1:59.80 LeadTime: 38.90s First Qtr: 31.90s Second Qtr: 29.20s Third Qtr: 28.80s Fourth Qtr: 29.70s

No Horse	Plc	Margin	Time	800Time (W)	400 Time (W)	Finish Position and metres gained from 800m
6 LETSDANCETONIGHT	1	0.0m	2:38.50	58.43s (1)	29.70s (0)	+1.0
5 FOLLOW MY STRIDE	2	8.0m	2:39.12	58.40s (1)	29.45s (1)	+1.4
7 KISSED BY A ROSE	3	10.5m	2:39.32	58.90s (1)	29.96s (1)	-5.5
1 CATTENOM LASS	4	12.1m	2:39.44	59.38s (0)	30.05s (0)	-12.1
2 OSAKA	5	13.6m	2:39.56	59.15s (0)	29.77s (0)	-9.0
3 STEP IT UP	6	18.1m	2:39.91	59.13s (0)	29.75s (1)	-8.7
4 AMERICAN DUTCHESS	7	135.2m	2:49.02	62.88s (0)	33.63s (0)	-60.2



Sectionals
Powered by



Home of Australian Harness Sectionals

Get your sectionals delivered to your inbox daily








Check out www.pjdata.com.au

RWWA and provider are not responsible for the completeness or accuracy of any of the information contained herein, and makes no representations about its suitability for any purpose.

Gloucester Park Race 7 Distance 2536m

Tuesday, 15 September 2020

Gross Time: 3:12.10 MileRate: 2:01.90 LeadTime: 70.20s First Qtr: 31.90s Second Qtr: 30.10s Third Qtr: 29.90s Fourth Qtr: 30.00s

No Horse	Plc	Margin	Time	800Time (W)	400 Time (W)	Finish Position and metres gained from 800m	
5 MY MDINA	1	0.0m	3:12.10	58.96s (1)	29.46s (1)		+12.6
7 ROCK TONIGHT	2	0.5m	3:12.14	59.27s (2)	29.83s (1)		+8.5
3 LIGHTNING CALDER	3	7.7m	3:12.71	60.47s (0)	30.57s (0)		-7.7
1 FOUR NO TRUMPS	4	40.4m	3:15.27	62.22s (0)	32.04s (0)		-32
2 THE MALE MODEL	5	55.3m	3:16.45	63.69s (0)	33.54s (0)		-51
4 KELL ROAD KID	6	58.9m	3:16.73	62.68s (0)	32.78s (0)		-38
6 HAMMERS LAW	7	110.4m	3:20.78	64.77s (0)	33.39s (0)		-65.4



Sectionals
Powered by



Home of Australian Harness Sectionals

Get your sectionals delivered to your inbox daily

Check out www.pjdata.com.au



RWWA and provider are not responsible for the completeness or accuracy of any of the information contained herein, and makes no representations about its suitability for any purpose.