













# Gloucester Park Race 1 Distance 2130m

Friday, 12 November 2021

Gross Time: 2:33.60 MileRate: 1:56.10 LeadTime: 37.50s First Qtr: 30.50s Second Qtr: 29.50s Third Qtr: 28.20s Fourth Qtr: 27.90s

No Horse	Plc	Margin	Time	800Time (W)	400 Time (W)	Finish Position and metres gained from 800m
4 BACK IN TWENTY	1	0.0m	2:33.60	56.10s (0)	27.90s (0)	 0.0
12 TYPHOON BANNER	2	9.5m	2:34.30	56.08s (1)	27.68s (2)	 +0.3
7 MACHNIFICENT	3	11.9m	2:34.47	55.69s (1)	27.38s (1)	 +5.6
6 MIRRAGON	4	12.2m	2:34.49	55.99s (1)	27.64s (1)	 +1.5
8 THE IDEAL TOUCH	5	16.1m	2:34.78	56.24s (2)	28.44s (2)	 -1.9
1 FREE TO AIR	6	18.1m	2:34.93	57.15s (0)	28.91s (0)	 -14.3
2 ROMAN ART	7	18.4m	2:34.95	57.29s (1)	28.85s (1)	 -16.2
9 TWOANDAHALF TIGERS	8	19.2m	2:35.01	55.99s (0)	27.80s (0)	 +1.5
10 HEEZ OUR PERSEUS	9	22.8m	2:35.27	57.18s (0)	28.97s (0)	 -14.7
11 DREDLOCK ROCKSTAR	10	23.2m	2:35.30	56.93s (0)	28.73s (0)	 -11.3
5 BURNING RUBBER	11	26.4m	2:35.54	56.83s (0)	28.60s (0)	 -10.0
3 ALLWOODS ROCKNROL	12	27.5m	2:35.62	57.68s (1)	29.20s (1)	 -21.5



Sectionals  
Powered by



Home of Australian Harness Sectionals  
**PJ HARNESS ANALYSER**

+ RAW DATA + HORSE REPORTS + FREE FRIDAY FACEBOOK TIP

[www.pjdata.com.au](http://www.pjdata.com.au) | [admin@pjdata.com.au](mailto:admin@pjdata.com.au) | [www.facebook.com/PJHarnessRacing](https://www.facebook.com/PJHarnessRacing)












RWWA and provider are not responsible for the completeness or accuracy of any of the information contained herein, and makes no representations about its suitability for any purpose.

# Gloucester Park Race 2 Distance 2130m

Friday, 12 November 2021

Gross Time: 2:33.40 MileRate: 1:55.90 LeadTime: 37.30s First Qtr: 30.50s Second Qtr: 30.10s Third Qtr: 27.80s Fourth Qtr: 27.70s

No Horse	Plc	Margin	Time	800Time (W)	400 Time (W)	Finish Position and metres gained from 800m
8 FINVARRA	1	0.0m	2:33.40	55.50s (0)	27.70s (0)	 0.0
9 JUMPINGJACKMAC	2	2.7m	2:33.60	55.66s (1)	27.78s (1)	-2.2 
6 STAR OF WILLOUGHBY	3	25.0m	2:35.22	56.08s (0)	28.08s (0)	 -25.0
7 DOMINUS FACTUM	4	25.0m	2:35.22	57.00s (0)	29.20s (0)	 -20.7
3 PER ARDUA AD ASTRA	5	28.7m	2:35.49	56.47s (1)	28.47s (1)	 -13.7
4 ADDA SOMETHING	6	29.4m	2:35.54	57.16s (1)	29.32s (1)	 -23.0
2 CHANCE ECLIPSE	7	30.7m	2:35.64	57.14s (0)	29.26s (0)	 -22.7
5 ROCKNROLL ELLIOT	8	33.0m	2:35.80	56.98s (0)	29.02s (0)	 -20.7
1 ALLWOOD WIZARD	9	37.2m	2:36.11	57.41s (1)	29.41s (1)	 -26.5



Sectionals  
Powered by



Home of Australian Harness Sectionals

**PJ HARNESS ANALYSER**

+ RAW DATA + HORSE REPORTS + FREE FRIDAY FACEBOOK TIP

[www.pjdata.com.au](http://www.pjdata.com.au) | [admin@pjdata.com.au](mailto:admin@pjdata.com.au) | [www.facebook.com/PJHarnessRacing](https://www.facebook.com/PJHarnessRacing)














RWWA and provider are not responsible for the completeness or accuracy of any of the information contained herein, and makes no representations about its suitability for any purpose.

# Gloucester Park Race 3 Distance 2536m

Friday, 12 November 2021

Gross Time: 3:08.50 MileRate: 1:59.60 LeadTime: 70.60s First Qtr: 31.80s Second Qtr: 30.40s Third Qtr: 27.80s Fourth Qtr: 27.90s

No Horse	Plc	Margin	Time	800Time (W)	400 Time (W)	Finish Position and metres gained from 800m
5 PAPINIK	1	0.0m	3:08.50	54.98s (1)	27.10s (1)	 +9.5
1 ROCKABALL	2	0.2m	3:08.51	55.71s (0)	27.91s (0)	 -0.2
2 MANNING	3	5.5m	3:08.90	55.94s (1)	28.10s (1)	 -3.4
3 EUPHORIA	4	5.8m	3:08.93	55.69s (1)	27.81s (1)	 0.0
11 CARRERA MACH	5	10.4m	3:09.26	55.86s (0)	28.06s (0)	 -2.5
6 DELIGHTFULL	6	11.3m	3:09.33	55.49s (1)	27.61s (1)	 +2.5
4 DISCO UNDER FIRE	7	13.5m	3:09.49	55.77s (0)	28.01s (0)	 -1.3
8 ROCK ME OVER	8	20.6m	3:10.01	56.01s (0)	28.25s (0)	 -4.7
7 AL GUERRERO	9	21.1m	3:10.05	55.89s (1)	27.97s (1)	 -3.1
9 BETTOR COPAGOODON	10	21.5m	3:10.08	55.76s (0)	27.92s (0)	 -1.4
10 TELLMETOATTACK	11	22.8m	3:10.17	57.05s (0)	29.25s (0)	 -18.5



Sectionals  
Powered by



Home of Australian Harness Sectionals

**PJ HARNESS ANALYSER**

+ RAW DATA + HORSE REPORTS + FREE FRIDAY FACEBOOK TIP












[www.pjdata.com.au](http://www.pjdata.com.au) | [admin@pjdata.com.au](mailto:admin@pjdata.com.au) | [www.facebook.com/PJHarnessRacing](https://www.facebook.com/PJHarnessRacing)

RWWA and provider are not responsible for the completeness or accuracy of any of the information contained herein, and makes no representations about its suitability for any purpose.

# Gloucester Park Race 4 Distance 2130m

Friday, 12 November 2021

Gross Time: 2:33.00 MileRate: 1:55.60 LeadTime: 36.70s First Qtr: 30.30s Second Qtr: 29.20s Third Qtr: 28.10s Fourth Qtr: 28.70s

No Horse	Plc	Margin	Time	800Time (W)	400 Time (W)	Finish Position and metres gained from 800m
2 HAMPTON BANNER	1	0.0m	2:33.00	56.80s (0)	28.70s (0)	 0.0
5 WILDWEST	2	0.8m	2:33.06	56.38s (1)	28.40s (2)	 +5.8
1 ALTA INTRIGUE	3	1.2m	2:33.09	56.57s (0)	28.51s (1)	 +3.2
6 PERFECT MAJOR	4	1.4m	2:33.11	56.11s (1)	28.13s (2)	 +9.6
10 ALTA BLUES	5	2.9m	2:33.22	56.14s (0)	28.04s (0)	 +9.2
3 FANCI A DANCE	6	3.4m	2:33.26	56.46s (0)	28.44s (0)	 +4.9
8 IDEAL LINER	7	6.1m	2:33.46	55.70s (0)	27.60s (1)	 +15.4
7 GAMBIT	8	7.1m	2:33.53	56.09s (0)	27.92s (0)	 +10.0
9 GOTTA GO GABBANA	9	18.7m	2:34.41	58.01s (1)	29.55s (1)	-15.9 



Sectionals  
Powered by



Home of Australian Harness Sectionals

**PJ HARNESS ANALYSER**

+ RAW DATA + HORSE REPORTS + FREE FRIDAY FACEBOOK TIP



www.pjdata.com.au | admin@pjdata.com.au | www.facebook.com/PJHarnessRacing

RWWA and provider are not responsible for the completeness or accuracy of any of the information contained herein, and makes no representations about its suitability for any purpose.

# Gloucester Park Race 5 Distance 2130m

Friday, 12 November 2021

Gross Time: 2:34.80 MileRate: 1:56.90 LeadTime: 38.00s First Qtr: 29.00s Second Qtr: 31.10s Third Qtr: 28.70s Fourth Qtr: 28.00s

No Horse	Plc	Margin	Time	800Time (W)	400 Time (W)	Finish Position and metres gained from 800m
10 BORN TO BOOGIE	1	0.0m	2:34.80	56.39s (0)	27.64s (1)	+4.0
3 BALCATHERINE	2	1.3m	2:34.90	56.76s (1)	28.10s (1)	-0.8
1 WAINUI CREEK	3	1.4m	2:34.90	56.80s (0)	28.10s (0)	-1.4
4 MY PRAYER	4	5.2m	2:35.18	56.09s (1)	27.66s (1)	+7.6
11 QUEEN SHENANDOAH	5	5.7m	2:35.22	56.53s (0)	28.13s (0)	+2.0
9 ALTA LOUISA	6	6.6m	2:35.29	55.71s (0)	27.30s (0)	+12.4
12 MINI MINE YET	7	7.7m	2:35.37	56.39s (0)	27.96s (0)	+3.6
8 SAVVY BROMAC	8	9.4m	2:35.49	55.80s (1)	27.54s (1)	+11.2
6 MANDY JOAN	9	10.0m	2:35.54	56.24s (0)	27.86s (0)	+5.4
2 ALTA CINDERELLA	10	14.6m	2:35.87	57.06s (1)	28.44s (2)	-5.4
5 FIFTY FIVE REBORN	11	29.0m	2:36.93	58.48s (1)	29.89s (2)	-24.4
7 STAR OF DIAMONDS	12	38.8m	2:37.66	58.24s (1)	29.94s (2)	-21.8



Sectionals  
Powered by



Home of Australian Harness Sectionals

**PJ HARNESS ANALYSER**

+ RAW DATA + HORSE REPORTS + FREE FRIDAY FACEBOOK TIP

www.pjdata.com.au | admin@pjdata.com.au | www.facebook.com/PJHarnessRacing



RWWA and provider are not responsible for the completeness or accuracy of any of the information contained herein, and makes no representations about its suitability for any purpose.

# Gloucester Park Race 6 Distance 2536m

Friday, 12 November 2021

Gross Time: 3:07.40 MileRate: 1:58.90 LeadTime: 69.40s First Qtr: 29.80s Second Qtr: 29.10s Third Qtr: 29.00s Fourth Qtr: 30.10s

No Horse	Plc	Margin	Time	800Time (W)	400 Time (W)	Finish Position and metres gained from 800m
7 LEOSABI	1	0.0m	3:07.40	59.02s (1)	30.08s (1)	
9 PONTEVIVO	2	1.4m	3:07.51	58.81s (1)	29.77s (1)	
5 OUR BURLING	3	2.4m	3:07.59	58.33s (0)	29.33s (0)	
8 HENRIK LARSSON	4	3.6m	3:07.68	58.46s (2)	30.38s (2)	
10 MAJOR MUCHA	5	5.3m	3:07.82	58.90s (0)	29.80s (1)	
11 SUIING YOU	6	8.7m	3:08.09	58.59s (1)	30.35s (2)	
2 PRADASON	7	11.3m	3:08.29	59.99s (0)	30.99s (0)	
4 BE MY ROCK	8	18.2m	3:08.83	59.85s (1)	30.42s (1)	
3 ANOTHER SNAG	9	19.4m	3:08.93	59.63s (1)	30.39s (2)	
6 IM SPIDERMAN	10	20.6m	3:09.02	59.52s (0)	30.25s (0)	
1 MISTER MACH	11	21.3m	3:09.08	60.46s (0)	31.38s (0)	



Sectionals  
Powered by



Home of Australian Harness Sectionals

**PJ HARNESS ANALYSER**

+ RAW DATA + HORSE REPORTS + FREE FRIDAY FACEBOOK TIP

[www.pjdata.com.au](http://www.pjdata.com.au) | [admin@pjdata.com.au](mailto:admin@pjdata.com.au) | [www.facebook.com/PJHarnessRacing](https://www.facebook.com/PJHarnessRacing)













RWWA and provider are not responsible for the completeness or accuracy of any of the information contained herein, and makes no representations about its suitability for any purpose.

# Gloucester Park Race 7 Distance 2130m

Friday, 12 November 2021

Gross Time: 2:36.30 MileRate: 1:58.10 LeadTime: 38.30s First Qtr: 30.50s Second Qtr: 29.30s Third Qtr: 28.50s Fourth Qtr: 29.70s

No Horse	Plc	Margin	Time	800Time (W)	400 Time (W)	Finish Position and metres gained from 800m
1 WALSH	1	0.0m	2:36.30	58.20s (0)	29.70s (0)	 0.0
10 BETTOR BE LIVELY	2	3.3m	2:36.56	58.11s (0)	29.60s (0)	 +1.5
11 JESSE ALLWOOD	3	5.3m	2:36.71	58.01s (0)	29.47s (0)	 +2.9
9 BLUE BLAZER	4	5.7m	2:36.74	58.20s (1)	29.62s (2)	 +0.4
3 MAJOR STARE	5	6.0m	2:36.77	58.51s (1)	29.89s (1)	 -3.8
5 HAS NO FEAR	6	6.1m	2:36.77	57.87s (1)	29.37s (1)	 +4.9
6 MCARDLES GEM	7	8.2m	2:36.94	57.60s (0)	29.10s (0)	 +8.8
8 ALL THE BELLS	8	10.0m	2:37.08	57.90s (1)	29.40s (1)	 +4.8
4 LEAP OF FAITH	9	11.0m	2:37.16	58.15s (0)	29.64s (0)	 +1.5
7 TRINITY BROMAC	10	11.1m	2:37.16	57.51s (0)	29.04s (0)	 +10.3



Sectionals  
Powered by



Home of Australian Harness Sectionals

**PJ HARNESS ANALYSER**

+ RAW DATA + HORSE REPORTS + FREE FRIDAY FACEBOOK TIP



[www.pjdata.com.au](http://www.pjdata.com.au) | [admin@pjdata.com.au](mailto:admin@pjdata.com.au) | [www.facebook.com/PJHarnessRacing](https://www.facebook.com/PJHarnessRacing)

RWWA and provider are not responsible for the completeness or accuracy of any of the information contained herein, and makes no representations about its suitability for any purpose.

# Gloucester Park Race 8 Distance 2130m

Friday, 12 November 2021

Gross Time: 2:34.70 MileRate: 1:56.90 LeadTime: 36.80s First Qtr: 30.90s Second Qtr: 29.50s Third Qtr: 28.30s Fourth Qtr: 29.20s

No Horse	Plc	Margin	Time	800Time (W)	400 Time (W)	Finish Position and metres gained from 800m
1 HARLEY ZEST	1	0.0m	2:34.70	57.50s (0)	29.20s (0)	0.0
11 BETTOR GET IT ON	2	1.1m	2:34.78	57.26s (1)	29.01s (1)	+3.3
5 TWOBOB CRACKER	3	9.6m	2:35.44	57.92s (0)	29.70s (0)	-5.2
12 PARSONS GLAMOUR	4	12.9m	2:35.69	57.53s (1)	29.27s (1)	+0.2
6 SOHO GIGOLO	5	14.3m	2:35.80	57.96s (0)	29.70s (0)	-5.6
2 STAR ARMBRO	6	27.3m	2:36.79	58.95s (1)	30.06s (1)	-18.6
8 EUSTON FLYER	7	33.0m	2:37.23	58.43s (1)	29.38s (1)	-11.2
9 LIBBA RACY	8	37.2m	2:37.55	59.07s (0)	30.02s (1)	-19.7
3 CAULONIA ARTY	9	40.3m	2:37.79	59.35s (1)	30.10s (2)	-23.4
7 EL COMACHO	10	50.7m	2:38.58	60.42s (0)	31.21s (0)	-37.6



Sectionals  
Powered by



Home of Australian Harness Sectionals

**PJ HARNESS ANALYSER**

+ RAW DATA + HORSE REPORTS + FREE FRIDAY FACEBOOK TIP

[www.pjdata.com.au](http://www.pjdata.com.au) | [admin@pjdata.com.au](mailto:admin@pjdata.com.au) | [www.facebook.com/PJHarnessRacing](https://www.facebook.com/PJHarnessRacing)















RWWA and provider are not responsible for the completeness or accuracy of any of the information contained herein, and makes no representations about its suitability for any purpose.



# Gloucester Park Race 9 Distance 2130m

Friday, 12 November 2021

Gross Time: 2:36.60 MileRate: 1:58.30 LeadTime: 37.80s First Qtr: 31.40s Second Qtr: 29.80s Third Qtr: 28.50s Fourth Qtr: 29.10s

No Horse	Plc	Margin	Time	800Time (W)	400 Time (W)	Finish Position and metres gained from 800m
1 THE KRAKEN	1	0.0m	2:36.60	57.60s (0)	29.10s (0)	 0.0
11 BETTYS LASS	2	11.7m	2:37.49	57.85s (0)	29.35s (0)	-3.1 
10 MAJOR ARTIST	3	12.2m	2:37.53	58.21s (0)	29.67s (0)	-7.9 
6 IAMTHEFIRECRACKER	4	12.3m	2:37.54	56.90s (1)	28.56s (2)	+9.8 
9 TYLER BRETT	5	13.6m	2:37.64	57.28s (1)	28.94s (2)	+4.8 
5 QTOWN RIP ROARING	6	14.7m	2:37.72	57.48s (0)	28.98s (0)	+2.0 
12 DEEORSE	7	16.0m	2:37.82	58.02s (1)	29.36s (2)	-5.2 
7 C C CHEVRON	8	17.5m	2:37.94	57.98s (0)	29.48s (0)	-4.5 
3 JOE WITH THE FLOW	9	18.6m	2:38.02	58.82s (1)	30.00s (1)	-15.9 
2 BATAVIA ON FIRE	10	18.9m	2:38.04	58.56s (1)	29.90s (2)	-12.4 
8 MAESTRO BELLINI	11	20.2m	2:38.14	57.62s (0)	29.08s (0)	+0.3 
4 MACHLANI	12	21.4m	2:38.23	58.15s (1)	29.66s (1)	-6.8 



Sectionals  
Powered by



Home of Australian Harness Sectionals  
**PJ HARNESS ANALYSER**

+ RAW DATA + HORSE REPORTS + FREE FRIDAY FACEBOOK TIP

[www.pjdata.com.au](http://www.pjdata.com.au) | [admin@pjdata.com.au](mailto:admin@pjdata.com.au) | [www.facebook.com/PJHarnessRacing](https://www.facebook.com/PJHarnessRacing)



RWWA and provider are not responsible for the completeness or accuracy of any of the information contained herein, and makes no representations about its suitability for any purpose.

# Gloucester Park Race 10 Distance 2130m

Friday, 12 November 2021

Gross Time: 2:38.00 MileRate: 1:59.40 LeadTime: 39.10s First Qtr: 31.70s Second Qtr: 30.40s Third Qtr: 28.50s Fourth Qtr: 28.30s

No Horse	Plc	Margin	Time	800Time (W)	400 Time (W)	Finish Position and metres gained from 800m
5 FREE WHEELING	1	0.0m	2:38.00	56.80s (0)	28.30s (0)	0.0
1 FOLLOW THE ARK	2	2.7m	2:38.20	56.68s (0)	28.18s (0)	+1.5
9 JAY ELLE	3	7.8m	2:38.58	57.26s (1)	28.76s (1)	-6.2
3 TORREVEAN AMY	4	10.2m	2:38.76	56.80s (1)	28.29s (1)	-0.1
10 LIKE IT I LOVE IT	5	11.7m	2:38.87	57.03s (0)	28.57s (0)	-3.2
2 BRAMANTE STEPS	6	11.7m	2:38.87	57.23s (1)	28.69s (1)	-5.9
4 SEE THE WORLD	7	13.8m	2:39.03	56.86s (0)	28.36s (0)	-1.1
7 THE HOPE DIAMOND	8	16.5m	2:39.23	56.63s (0)	28.16s (0)	+2.0
6 ARTISTIC SCRIBE	9	21.5m	2:39.60	57.32s (1)	28.81s (1)	-7.2



Sectionals  
Powered by



Home of Australian Harness Sectionals

**PJ HARNESS ANALYSER**

+ RAW DATA + HORSE REPORTS + FREE FRIDAY FACEBOOK TIP



[www.pjdata.com.au](http://www.pjdata.com.au) | [admin@pjdata.com.au](mailto:admin@pjdata.com.au) | [www.facebook.com/PJHarnessRacing](https://www.facebook.com/PJHarnessRacing)

RWWA and provider are not responsible for the completeness or accuracy of any of the information contained herein, and makes no representations about its suitability for any purpose.