








# Gloucester Park Race 1 Distance 2130m

Tuesday, 12 October 2021

Gross Time: 2:37.10 MileRate: 1:58.70 LeadTime: 37.70s First Qtr: 29.70s Second Qtr: 30.60s Third Qtr: 29.50s Fourth Qtr: 29.60s

No Horse	Plc	Margin	Time	800Time (W)	400 Time (W)	Finish Position and metres gained from 800m
2 HANNAH MACELLA	1	0.0m	2:37.10	59.10s (0)	29.60s (0)	 0.0
3 SHEHADI	2	8.2m	2:37.74	59.00s (0)	29.31s (0)	 +1.4
6 MISS JODI	3	11.0m	2:37.95	59.51s (1)	29.86s (1)	-5.6 
1 UNEARTHED	4	36.0m	2:39.89	61.41s (0)	31.68s (0)	 -32
7 SWEET SUZI	5	57.6m	2:41.57	62.21s (0)	32.46s (0)	 -43
5 CHRISTIANO GIRL	6	74.5m	2:42.88	64.53s (1)	34.04s (1)	 -74
4 GLADYS GUGMAN	7	248.7m	2:56.40	76.64s (1)	46.41s (1)	 -238.



Sectionals  
Powered by



Home of Australian Harness Sectionals

**PJ HARNESS ANALYSER**

+ RAW DATA + HORSE REPORTS + FREE FRIDAY FACEBOOK TIP

[www.pjdata.com.au](http://www.pjdata.com.au) | [admin@pjdata.com.au](mailto:admin@pjdata.com.au) | [www.facebook.com/PJHarnessRacing](https://www.facebook.com/PJHarnessRacing)












RWWA and provider are not responsible for the completeness or accuracy of any of the information contained herein, and makes no representations about its suitability for any purpose.

# Gloucester Park Race 2 Distance 2130m

Tuesday, 12 October 2021

Gross Time: 2:38.50 MileRate: 1:59.70 LeadTime: 37.80s First Qtr: 31.90s Second Qtr: 30.70s Third Qtr: 28.20s Fourth Qtr: 29.90s

No Horse	Plc	Margin	Time	800Time (W)	400 Time (W)	Finish Position and metres gained from 800m
5 MISTER MACH	1	0.0m	2:38.50	58.10s (0)	29.90s (0)	 0.0
7 FOLSOM PRISON	2	5.8m	2:38.95	58.23s (1)	29.99s (1)	-1.8 
4 GLOWING REPORT	3	8.2m	2:39.14	58.09s (1)	29.66s (1)	+0.2 
10 TWENTYNINE TWELVE	4	15.7m	2:39.73	58.63s (0)	29.85s (0)	-7.3 
1 LIVE LIFE FAST	5	24.2m	2:40.40	59.54s (0)	30.93s (0)	-20.0 
2 CRACKA TINNY	6	29.8m	2:40.83	59.34s (0)	30.36s (0)	-17.2 
6 SIR BRIGGEN	7	30.3m	2:40.87	59.38s (1)	30.41s (1)	-17.7 
8 SKYLINE TRAIL	8	32.6m	2:41.05	59.21s (1)	30.27s (2)	-15.4 
3 TEPELO STAR	9	36.7m	2:41.37	59.46s (0)	30.46s (0)	-18.9 



Sectionals  
Powered by



Home of Australian Harness Sectionals

**PJ HARNESS ANALYSER**

+ RAW DATA + HORSE REPORTS + FREE FRIDAY FACEBOOK TIP

[www.pjdata.com.au](http://www.pjdata.com.au) | [admin@pjdata.com.au](mailto:admin@pjdata.com.au) | [www.facebook.com/PJHarnessRacing](https://www.facebook.com/PJHarnessRacing)



RWWA and provider are not responsible for the completeness or accuracy of any of the information contained herein, and makes no representations about its suitability for any purpose.

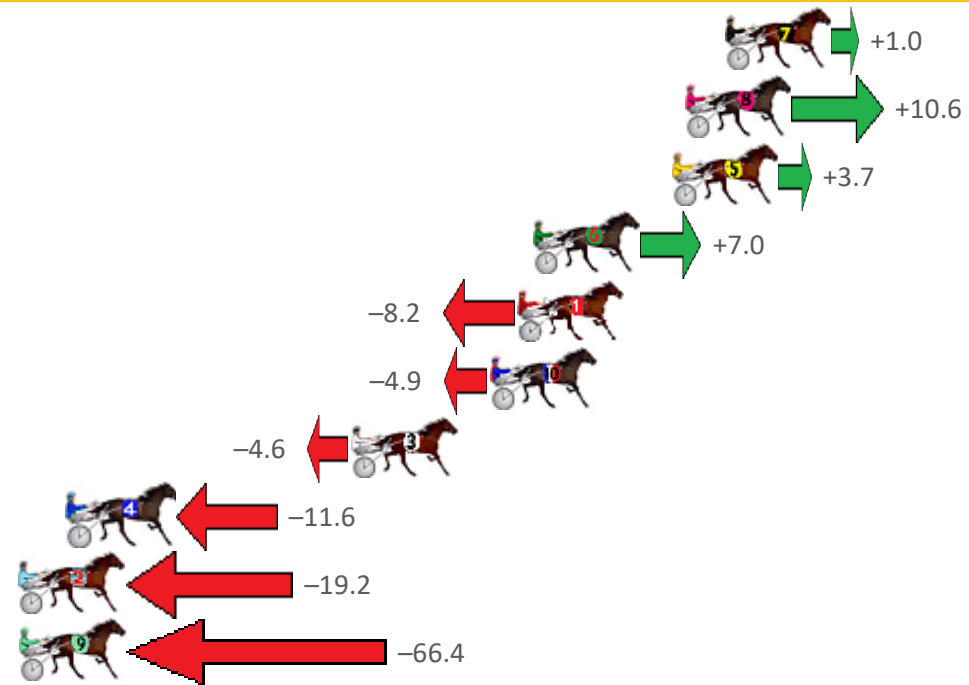
# Gloucester Park Race 3 Distance 2130m

Tuesday, 12 October 2021

Gross Time: 2:37.20 MileRate: 1:58.80 LeadTime: 37.70s First Qtr: 30.00s Second Qtr: 30.50s Third Qtr: 28.90s Fourth Qtr: 30.10s

No Horse	Plc	Margin	Time	800Time (W)	400 Time (W)
7 LIVY JAY	1	0.0m	2:37.20	58.93s (1)	30.10s (1)
8 ALFA PRINCE	2	1.6m	2:37.33	58.22s (2)	29.47s (2)
5 THE LIGHTNING STRIKE	3	2.1m	2:37.37	58.73s (1)	29.87s (1)
6 CHOPPING BLOCK	4	7.6m	2:37.80	58.49s (0)	29.10s (1)
1 HEZ A CHANCE	5	8.2m	2:37.85	59.60s (0)	30.64s (0)
10 ROCKINTHEBOX	6	9.3m	2:37.93	59.36s (0)	30.38s (0)
3 FRANCO HAMMOND	7	14.8m	2:38.37	59.34s (0)	30.17s (0)
4 SUAREZ	8	26.0m	2:39.25	59.85s (1)	30.80s (2)
2 DYNAMITE BEACH	9	29.2m	2:39.50	60.41s (1)	31.12s (1)
9 STAR OF WILLOUGHBY	10	72.6m	2:42.92	63.87s (2)	35.26s (2)

## Finish Position and metres gained from 800m



Sectionals  
Powered by



Home of Australian Harness Sectionals

**PJ HARNESS ANALYSER**

+ RAW DATA + HORSE REPORTS + FREE FRIDAY FACEBOOK TIP



www.pjdata.com.au | admin@pjdata.com.au | www.facebook.com/PJHarnessRacing

RWWA and provider are not responsible for the completeness or accuracy of any of the information contained herein, and makes no representations about its suitability for any purpose.

# Gloucester Park Race 4 Distance 2536m

Tuesday, 12 October 2021

Gross Time: 3:11.30 MileRate: 2:01.40 LeadTime: 71.70s First Qtr: 31.20s Second Qtr: 30.60s Third Qtr: 28.70s Fourth Qtr: 29.10s

No Horse	Plc	Margin	Time	800Time (W)	400 Time (W)	Finish Position and metres gained from 800m
4 SMART FORTUNE	1	0.0m	3:11.30	57.80s (0)	29.10s (0)	0.0
2 ROBBIE EASTON	2	1.9m	3:11.45	57.40s (1)	29.06s (1)	+5.5
3 DESTINED TO RULE	3	6.9m	3:11.83	57.45s (1)	29.06s (2)	+4.9
1 MAJOR ARTIST	4	7.8m	3:11.90	58.06s (0)	29.33s (0)	-3.6
6 JILLIBY JAKE	5	8.5m	3:11.95	57.48s (0)	29.05s (0)	+4.5
10 MCARDLES GEM	6	8.7m	3:11.96	57.81s (0)	28.90s (2)	-0.1
9 OUR BURLING	7	13.0m	3:12.29	57.33s (0)	28.81s (0)	+6.6
7 CARUBA	8	20.3m	3:12.85	58.09s (1)	29.17s (1)	-4.1
8 STAR ARMBRO	9	36.7m	3:14.10	60.24s (1)	30.71s (1)	-33.9
5 ROCKY THE OUTLAW	10	43.9m	3:14.65	59.00s (0)	29.89s (0)	-16.7



Sectionals  
Powered by



Home of Australian Harness Sectionals

**PJ HARNES ANALYSER**

+ RAW DATA + HORSE REPORTS + FREE FRIDAY FACEBOOK TIP



www.pjdata.com.au | admin@pjdata.com.au | www.facebook.com/PJHarnessRacing

RWWA and provider are not responsible for the completeness or accuracy of any of the information contained herein, and makes no representations about its suitability for any purpose.

# Gloucester Park Race 5 Distance 2130m

Tuesday, 12 October 2021

Gross Time: 2:37.40 MileRate: 1:58.90 LeadTime: 37.50s First Qtr: 29.90s Second Qtr: 29.70s Third Qtr: 29.60s Fourth Qtr: 30.70s

No Horse	Plc	Margin	Time	800Time (W)	400 Time (W)	Finish Position and metres gained from 800m
3 SOUTHERN BELLE	1	0.0m	2:37.40	59.79s (1)	30.49s (2)	+6.8
4 MISS CAMOUFLAGE	2	2.3m	2:37.58	59.41s (0)	30.07s (1)	+11.9
2 BETTYS LASS	3	6.3m	2:37.91	60.77s (0)	31.18s (0)	-6.3
5 ZOZO MA GOGO	4	7.7m	2:38.02	60.70s (1)	30.88s (1)	-5.3
6 BEEJAYS STAR	5	9.3m	2:38.15	60.17s (1)	30.75s (2)	+1.7
10 FORTUNATE ADDA	6	12.6m	2:38.41	60.54s (0)	30.81s (0)	-3.2
1 JESSIE JOAN	7	13.9m	2:38.52	61.00s (0)	31.27s (0)	-9.3
7 IDEAL CHARM	8	16.6m	2:38.73	60.40s (1)	30.96s (2)	-1.4
9 SLEEK STYX	9	19.4m	2:38.96	60.34s (0)	30.79s (0)	-0.6
8 I WORK OUT	10	23.5m	2:39.29	60.56s (1)	30.97s (1)	-3.5



Sectionals  
Powered by



Home of Australian Harness Sectionals

**PJ HARNESS ANALYSER**

+ RAW DATA + HORSE REPORTS + FREE FRIDAY FACEBOOK TIP









[www.pjdata.com.au](http://www.pjdata.com.au) | [admin@pjdata.com.au](mailto:admin@pjdata.com.au) | [www.facebook.com/PJHarnessRacing](https://www.facebook.com/PJHarnessRacing)

RWWA and provider are not responsible for the completeness or accuracy of any of the information contained herein, and makes no representations about its suitability for any purpose.

# Gloucester Park Race 6 Distance 2130m

Tuesday, 12 October 2021

Gross Time: 2:35.50 MileRate: 1:57.50 LeadTime: 38.30s First Qtr: 30.70s Second Qtr: 30.40s Third Qtr: 28.60s Fourth Qtr: 27.50s

No Horse	Plc	Margin	Time	800Time (W)	400 Time (W)	Finish Position and metres gained from 800m
1 IDEAL AGENT	1	0.0m	2:35.50	56.10s (0)	27.50s (0)	 0.0
2 BE MY ROCK	2	5.6m	2:35.91	56.20s (0)	27.53s (0)	-1.4 
5 HENGHENG	3	7.2m	2:36.02	55.81s (1)	27.64s (2)	+4.2 
7 GLENLEDI CHIEF	4	8.6m	2:36.12	56.52s (1)	27.96s (1)	-6.0 
6 DEEORSE	5	24.6m	2:37.28	56.96s (2)	28.47s (0)	-12.4 
4 NEWSY	6	28.7m	2:37.58	57.61s (1)	28.92s (1)	-21.7 



Sectionals  
Powered by



Home of Australian Harness Sectionals

**PJ HARNESS ANALYSER**

+ RAW DATA + HORSE REPORTS + FREE FRIDAY FACEBOOK TIP



[www.pjdata.com.au](http://www.pjdata.com.au) | [admin@pjdata.com.au](mailto:admin@pjdata.com.au) | [www.facebook.com/PJHarnessRacing](https://www.facebook.com/PJHarnessRacing)

RWWA and provider are not responsible for the completeness or accuracy of any of the information contained herein, and makes no representations about its suitability for any purpose.

# Gloucester Park Race 7 Distance 2503m

Tuesday, 12 October 2021

Gross Time: 3:17.40 MileRate: 2:05.90 LeadTime: 74.20s First Qtr: 30.80s Second Qtr: 31.00s Third Qtr: 30.50s Fourth Qtr: 30.90s

No Horse	Plc	Margin	Time	800Time (W)	400 Time (W)	Finish Position and metres gained from 800m
1 LUVAFLAIR	1	0.0m	3:17.40	61.40s (0)	30.90s (0)	0.0
7 LINE THE STARZZZ	2	6.9m	3:17.96	61.21s (1)	30.89s (1)	+2.5
5 TEARS OF JOY	3	18.2m	3:18.87	61.74s (1)	30.92s (1)	-4.4
3 KELL ROAD KID	4	22.3m	3:19.20	62.77s (0)	32.01s (0)	-17.5
4 FARBIO	5	62.6m	3:22.46	65.81s (1)	34.20s (0)	-58
6 ALL FLAIR	6	74.3m	3:23.40	66.25s (0)	34.21s (0)	-64



Sectionals  
Powered by



Home of Australian Harness Sectionals

**PJ HARNESS ANALYSER**

+ RAW DATA + HORSE REPORTS + FREE FRIDAY FACEBOOK TIP

[www.pjdata.com.au](http://www.pjdata.com.au) | [admin@pjdata.com.au](mailto:admin@pjdata.com.au) | [www.facebook.com/PJHarnessRacing](https://www.facebook.com/PJHarnessRacing)



RWWA and provider are not responsible for the completeness or accuracy of any of the information contained herein, and makes no representations about its suitability for any purpose.